

ABDI (MTS)

FINNS' OPINIONS ON FOREIGN AND SECURITY POLICY, NATIONAL DEFENCE AND SECURITY

THE ADVISORY BOARD FOR DEFENCE
INFORMATION



Bulletins and reports
December, 2021

2021:3

The Advisory Board for Defence Information ABDI 2021:3

Finns' opinions on foreign and security policy, national defence and security

The Advisory Board for Defence Information

Ministry of Defence, Helsinki 2021

Publication distribution

Institutional Repository
for the Government
of Finland Valto

julkaisut.valtioneuvosto.fi

Publication sale

Online bookstore
of the Finnish
Government

vnjulkaisumyynti.fi

Ministry of Defence

© 2021 Authors and Ministry of Defence

ISBN pdf: 978-951-663-376-6

ISSN pdf: 2490-0052

ISBN printed: 978-951-663-360-5

ISSN printed: 1796-055X

Layout: Government Administration Department, Publications

Helsinki 2021, Finland

Printed by: PunaMusta Oy, 2021



Finns' opinions on foreign and security policy, national defence and security

The Advisory Board for Defence Information ABDI 2021:3

Publisher Ministry of Defence

Group Author The Advisory Board for Defence Information

Language English

Pages

90

Abstract

A survey commissioned by the Advisory Board for Defence Information (ABDI) explored the opinions of Finnish people on Finnish foreign and security policy, defence policy and national defence. There are questions on factors affecting safety and citizens' sense of security pertaining to developments over the next five years. The survey also included questions on factors causing concern, preparations against various threats, the future of the European Union, Finland's success in combating the coronavirus, confidence in the Defence Forces' ability to counter military threats and attitudes towards cooperation between the European Union and NATO. Altogether 23 questions were asked, three of which for the first time.

Commissioned by the ABDI, market research company Taloustutkimus Oy carried out the survey. Because of the coronavirus situation, the survey was carried out as a combination of personal interviews as a part of omnibus research and an internet panel by Taloustutkimus Oy. The sample size was 1001 people. The target group of the study comprised the entire population between the ages of 15 and 79, with the exception of the Åland Islands.

The report comprises a text section with illustrating figures that also present the time sequence of the questions asked in previous surveys. These illustrations were prepared by Taloustutkimus Oy. Some of the questions represent a continuous sequence since 1964.

Keywords defence, security, conscript service, national defence, defence policy, security policy, foreign policy

ISBN PDF 978-951-663-376-6

ISSN PDF 2490-0052

ISBN printed 978-951-663-360-5

ISSN printed 1796-055X

URN address <http://urn.fi/URN:ISBN:978-951-663-376-6>

Suomalaisten mielipiteitä ulko- ja turvallisuuspolitiikasta, maanpuolustuksesta ja turvallisuudesta

Maanpuolustustiedotuksen suunnittelukunta MTS 2021:3

Julkaisija Puolustusministeriö

Yhteisötekijä Maanpuolustustiedotuksen suunnittelukunta

Kieli englanti

Sivumäärä

90

Tiivistelmä

Maanpuolustustiedotuksen suunnittelukunnan (MTS) haastattelututkimuksessa on selvitetty kansalaisten mielipiteitä Suomen ulko-, turvallisuus- ja puolustuspolitiikasta sekä maanpuolustuksesta. Mukana on myös kysymyksiä turvallisuuteen ja turvallisuudentunteeseen vaikuttavista tekijöistä sekä turvallisuuden kehittymisestä seuraava viiden vuoden aikana. Lisäksi kysytään huolta aiheuttavista tekijöistä, erilaisiin ughiin varautumisesta, Euroopan unionin tulevaisuudesta, Suomen onnistumisesta koronaviruksen torjunnassa, luottamuksesta Puolustusvoimien kykyyn torjua sotilaallisia uhkia ja suhtautumisesta Euroopan unionin ja Naton väliseen yhteistyöhön. Kysymyksiä on kaikkiaan 23, joista kolme uusia.

Tutkimuksen teki Taloustutkimus Oy MTS:n toimeksiannosta. Koronatilanteen vuoksi tutkimus toteutettiin yhdistelmänä Omnibustutkimuksen henkilökohtaisia haastatteluja sekä Taloustutkimuksen internet-paneelissa. Tutkimuksen otos on 1001 henkilöä. Tutkimuksen kohderyhmänä on maamme 15–79-vuotias väestö Ahvenanmaan maakuntaa lukuun ottamatta.

Raportti koostuu tekstiosasta ja sitä täydentävistä kuvista, joissa näkyvät myös aiemmin esitettyjen kysymysten aikasarjat. Kuvat on tehty Taloustutkimus Oy:ssa. Osa kysymyksistä muodostaa yhtenäisen aikasarjan vuodesta 1964.

Asiasanat puolustus, turvallisuus, asevelvollisuus, maanpuolustus, puolustuspolitiikka, turvallisuuspolitiikka, ulkopoliittika

ISBN PDF 978-951-663-376-6

ISSN PDF 2490-0052

ISBN painettu 978-951-663-360-5

ISSN painettu 1796-055X

Julkaisun osoite <http://urn.fi/URN:ISBN:978-951-663-376-6>

Finländarnas åsikter om utrikes- och säkerhetspolitiken, försvaret och säkerheten

Planeringskommissionen för försvarsinformation PFI 2021:3

Utgivare Försvarsministeriet

Utarbetad av Planeringskommissionen för försvarsinformation
Språk engelska **Sidantal** 90

Referat

Planeringskommissionen för försvarsinformation (PFI) har i en intervjuundersökning rett ut medborgarnas åsikter om Finlands utrikes-, säkerhets- och försvarspolitik samt om försvaret. Med finns också frågor om faktorer som påverkar säkerheten och känslan av trygghet och hur säkerheten kommer att utvecklas under de kommande fem åren. Dessutom ingår frågor om faktorer som väcker oro, beredskapen inför olika hot, Europeiska unionens framtid, hur väl Finland har lyckats bekämpa coronaviruset, förtroendet för Försvarsmaktens förmåga att avvärja militära hot samt inställningen till samarbete mellan Europeiska unionen och Nato. Frågorna var totalt 23, varav tre var nya.

Undersökningen gjordes av Taloustutkimus Oy på uppdrag av PFI. På grund av coronaläget genomfördes den som en kombination av en omnibusundersökning med personliga intervjuer och en webbpanel av Taloustukimus. Undersökningen omfattar ett urval på 1001 personer. Målgrupp för undersökningen är landets befolkning i åldern 15–79 år med undantag av landskapet Åland.

Rapporten består av en textdel och figurer som kompletterar den, där tidsserier med tidigare ställda frågor kan ses. Figurerna har tagits fram av Taloustutkimus Oy. En del av frågorna utgör en enhetlig tidsserie sedan år 1964.

Nyckelord försvar, säkerhet, värnplikt, landets försvar, försvarspolitik, säkerhetspolitik, utrikespolitik

ISBN PDF 978-951-663-376-6

ISSN PDF 2490-0052

ISBN tryckt 978-951-663-360-5

ISSN tryckt 1796-055X

URN-adress <http://urn.fi/URN:ISBN:978-951-663-376-6>

FOREWORD

A survey commissioned by the Advisory Board for Defence Information (ABDI) explored the opinions of Finnish people on Finnish foreign and security policy as well as defence policy. There are questions on factors affecting safety and citizens' sense of security, and developments over the next five years. The survey also included questions on factors causing concern, preparations against various threats, the future of the European Union, Finland's success in combating the coronavirus, confidence in the Defence Forces' ability to counter military threats and attitudes towards cooperation between the European Union and NATO. Altogether 23 questions were asked, three of which for the first time.

ABDI has conducted annual opinion polls since its establishment in 1976. There are two questions raised by ABDI's predecessor, the Advisory Board for Mental Defence, from 1964 to 1975.

Commissioned by the ABDI, the survey was carried out by market research company Taloustutkimus Oy. Because of the coronavirus situation, the survey was carried out as a combination of personal interviews as a part of an omnibus research and an internet panel by Taloustutkimus Oy. While a total of 508 personal interviews were conducted, 328 individuals were interviewed in reception halls. The panel generated 494 replies. There were 522 women and 479 men interviewed. The survey has been previously conducted solely in the form of personal interviews as a part of an omnibus research.

The target group of the study comprised the entire population between the ages of 15 and 79, with the exception of the Åland Islands. The sample size was 1001 people. It was formed by quota sampling in which the target group's quotas were the distribution of age, gender, province and municipality. The interviews were conducted at 174 localities, 62 of which were cities and the remaining 112 other municipality types. The sample was weighted to match the target group. The weighted N values correspond to the population aged 15 to 79 in thousands (SVT 31.12.2019).

The interviews were conducted from 15 September to 4 October 2021. Taloustutkimus Oy provided 21 trained research interviewers to conduct the interviews. The replies from the panel were collected from 21 September to 5 October 2021. The survey's margin of error is about 3.2 percentage points in either direction.

When considering background variables related to party affiliation, it must be taken into account that the margin of error for the large parties is smaller, which enables the collection of more reliable information on these when compared to smaller parties whose supporters are numerically fewer in the sample. Only those parties whose voting was supported by more than 50 respondents were included in the scoreboard.

Party affiliation was ascertained by asking the following question: "Which party would you vote for if parliamentary elections were held now?" Of all of the respondents, 73 per cent (734 persons) revealed their party affiliation, while 27 per cent (267) declined to do so. In 2020, the corresponding numbers were 74 per cent and 26 per cent.

Unweighted and weighted material by age group is divided as follows:

	Unweighted n	Unweighted %	Weighted n	Weighted %
15 to 19 years of age	54	5%	271	6%
20 to 24 years of age	62	6%	294	7%
25 to 34 years of age	102	10%	648	15%
35 to 49 years of age	249	25%	1119	26%
50 to 64 years of age	275	27%	1066	25%
65 to 79 years of age	259	26%	935	22%

Those under 35 years are somewhat under-represented while those over 50 years are over-represented. Over-representation and under-representation were corrected by weighting.

There are three regions: South Finland (number of respondents 578), including the large areas of Helsinki-Uusimaa and Southern Finland; Western Finland (number of respondents 219), including the large area of Western Finland, and Eastern Finland/Oulu/Lappi (number of respondents 204), including the large area of Northern and Eastern Finland. The table below shows the number and proportion of respondents in unweighted and weighted material at the level of large areas.

	Unweighted n	Unweighted %	Weighted n	Weighted %
Helsinki-Uusimaa	199	20%	1355	31%
South Finland	379	38%	1190	27%
Western Finland	219	22%	939	22%
North and East Finland	204	20%	850	20%

In unweighted material, the large area of Helsinki-Uusimaa is underrepresented and the large area of Southern Finland is overrepresented. Over-representation and under-representation were corrected by weighting.

The report comprises a text section with illustrating figures that also present the time sequence of the questions asked in previous surveys. These illustrations were prepared by Taloustutkimus Oy. Some of the questions represent a continuous sequence since 1964. The questions were drawn up by the Research and Work Branches of ABDI. The Research Branch compiled the report for the Work Branch.

The data from this survey, like that of the previous surveys, are stored in the Finnish Social Science Data Archive at the University of Tampere (www.fsd.uta.fi).

ABDI survey reports are available in Finnish, Swedish and English on the ABDI's home page (www.defmin.fi/mts).

In Sweden, the 'Myndighet för Samhällsskydd och Beredskap' (MSB) conducts similar surveys: Allmänhetens syn på samhällsskydd, beredskap, säkerhetspolitik och försvar. They can be read at <https://www.msb.se/sv/Publikationer>

Also in Norway, the 'Folk og Forsvar' conducts annual surveys on security and defence policy. The reports can be found at <https://www.folkogforsvar.no/meningsmalinger/>

The survey reports published by the ABDI are in the public domain. When referring to them, references must be made stating that the data come from a survey conducted by the ABDI.

Contents

Foreword	6
Summary	11
Current conscription model the most popular basis for Finland's defence system.....	13
Extending the call-up system to women.....	14
Support for general civic service decreased.....	16
Support for the current conscription system remains stable.....	17
Confidence in the management of foreign policy has remained the same	20
Support for military alignment has increased	21
Half of the respondents oppose, one quarter support Finland's NATO membership	22
The EU and the UN are seen to have a more positive impact on Finland's security, China and Russia are considered to have increased their negative impact on Finland's security.....	23
Women's confidence in the management of defence policy has increased.....	24
Willingness to defend Finland has increased from last year	25
Personal will to defend the country has increased in all age groups.....	27
Defence Forces' ability to counter military threats is trusted	28
Support for the current and an increased level of defence appropriations	28
Strong support for Finland's military cooperation	29
Confidence over the future of the European Union remains unchanged.....	30
Positive attitude towards cooperation between the European Union and NATO.....	31
Military situation in Finland's neighbouring areas is expected to remain the same.....	32
Finland's participation in Nordic defence cooperation and in developing the EU's defence cooperation enhance security the most.....	32
Cyber threats cause the greatest concern.....	34
Preparedness for different threats.....	35
Sense of insecurity remains the same.....	35
Finland is seen as successful in curbing the coronavirus.....	36
Security threats against and abuses of technological development and digitalisation cause concern	37
Research Branch of ABDI	38
Chairs of the ABDI	38
Secretariat of the ABDI	38
Appendix	39

Summary

This year's results show some changes compared to last year, but the results are mainly similar.

Confidence in the management of foreign policy has remained the same. Women's confidence in the management of foreign policy has increased from the past year.

The will to defend the country has increased, as has the personal defence will.

Three quarters rely on the Defence Forces' ability to counter military threats against Finland while one fifth has less confidence.

Half of the respondents support the current level of defence appropriations, just under one third are in favour of an increase, 11% are now in favour of a reduction while a year ago this figure was slightly higher.

Finland's defence cooperation viewed positively Nordic cooperation is seen almost exclusively as positive. Finland's participation in the European Union's military cooperation is also viewed positively. Two thirds has a positive attitude towards military cooperation with NATO, one in four has a negative attitude. Positive attitude has strengthened from last year. Nearly two thirds of the respondents have a positive view of the cooperation between Finland and the United States, compared to about half of respondents last year.

Support for military alignment has increased, as it is now supported by just under one third, last year by one-fourth. More than one third of men and one-fifth of women support military alignment while just over a half are in favour of military non-alignment.

One-half of the respondents oppose and one quarter support Finland's NATO membership; men support membership more strongly than women. One quarter have no opinion on the question. Support has increased while opposition has declined from last year.

China and Russia are considered to have increased their negative impact on Finland's security. Respondents see the European Union, the UN and the OSCE as having a positive impact, the positive impact of NATO and the United States is seen as increased while the negative has declined. The OSCE's positive impact has increased and there is less uncertainty about its impact.

More than two thirds have a positive view on the cooperation between the European Union and NATO to strengthen European security, while less than one fifth have a negative opinion.

Half of the respondents support the current conscription system as the basis for Finland's defence system; slightly over half of women and less than half of men are of this opinion. Just over 20 per cent support conscription for both men and women; under one third of men and noticeably fewer women. Fewer than one fifth of both men and women support voluntary military service for both men and women and seven per cent support professional armed forces.

Thirty-seven percent of respondents support the alternative where the current system is changed so that all women who turn 18 years receive information about the possibility to do military service on a voluntary basis; about 50% of women and over one-fourth of men are in favour of this. Over a quarter of both men and women think that it is not necessary to change the current call-up system.

Support for the current conscription system remain stable as 73% of respondents are in favour of it.

Fifty per cent of both men and women take a positive view on general civic service for men and women, which could be carried out either as civil or military service. Positive attitude has slightly decreased from last year.

Cyber threats, organised crime, the world's refugee situation, international terrorism, various infectious diseases and epidemics, and weapons of mass destruction cause the greatest concern.

It is felt that preparedness for major accidents, infectious diseases and epidemics as well as various environmental threats is stronger than preparedness for foreign political pressure, hybrid threats and cyber attacks.

According to 77% of respondents, Finland has succeeded well in curbing the coronavirus.

Nearly all of respondents are concerned about security threats and potential abuse related to technological advances and digitalisation.

Current conscription model the most popular basis for Finland's defence system

Present-day system where men are subject to general conscription and women can serve on a voluntary basis

Fifty-two per cent think that Finland's defence system should be based on the general conscription of men and voluntary military service for women, which is the current system. Fifty-six per cent (52%) of women and 47 per cent (52%) of men hold this view as do fifty-nine per cent (61%) of the over 50-year-olds, 52% (46%) of the under 25-year-olds, 45% (52%) of the 35 to 49-year-olds and 41% (30%) of the 25 to 34-year-olds.

Sixty per cent (62% in 2020) of Centre Party supporters are in favour of the present system, 55% of SDP and Coalition Party supporters (58% and 52% respectively), 53% (65%) of Finns Party supporters, 37% (36%) of Green Party supporters, and 21% (33%) of Left Alliance supporters agree.

General conscription for both men and women

Twenty-two per cent (23% in 2020) of respondents, or 31 per cent (28%) of men and 13% (18%) of women, support general conscription for men and women. Twenty-nine per cent (24%) of the 35 to 49-year-olds hold this view as do 21% of the over 50-year-olds and the 25 to 34-year-olds (23% and 24% respectively) and 15% (20%) of the under 25-year-olds.

This view is shared by thirty-one per cent (22% in 2020) of Finns Party supporters, 25 per cent (30%) of Centre Party supporters, 23% of SDP and Coalition Party supporters (18% and 35% respectively), 20% (22%) of Green Party supporters and 18% (21%) of Left Alliance supporters.

Voluntary military service for both men and women

Sixteen percent (14% in 2020) of respondents support voluntary military service for both men and women; 18% (18%) of women and 14% (11%) of men. Of the 25 to 34-year-olds, 25 per cent (24%) were of this opinion while 20% (25%) of the under 25-year-olds, 16% (13%) of the 35-49-year-olds, and 11% (8%) of over 50-year-olds agreed.

Forty per cent (29% in 2020) of Left Alliance supporters are in favour of this model while 25% (30%) of Green Party supporters, 14% (4%) of Coalition Party supporters, 13% (11%) of SDP supporters, 12% (6%) of Centre Party supporters, and 6% (7%) of Finns Party supporters agree.

Professional army

Seven per cent (8% in 2020) of respondents think that a professional army would be the best basis for Finland's defence; 7% (7%) of women and 6% (8%) of men. Support varies between six and eight percentage points between age groups.

Sixteen per cent (9% in 2020) of Green Party supporters are in favour of a professional army, along with 14% (15%) of Left Alliance supporters, 10% (4%) of Finns Party supporters, 5% of SDP and Coalition Party supporters (10% and 3% respectively), and one per cent (2%) of Centre Party supporters.

Four per cent (3% in 2020) have no opinion; five per cent (5%) of women and two per cent (1%) of men. (*figure 1*)

Extending the call-up system to women

This year, the question of extending the call-up system to women was asked for the second time.

Extending the call-up system to the entire age group so that also women would be included

Fourteen per cent (18% in 2020) of respondents are in favour of this, 21% (24%) of men and 7% (12%) of women. Nineteen per cent (18%) of the 35 to 49-year-olds,

13% (25%) of the 25-34-year-olds and 12% of the under 25-year-olds and over 50-year-olds (26% and 14% respectively) agree.

This view was expressed by 28 per cent of Finns Party supporters (17% in 2020), 16 per cent of Centre Party supporters (12%), 15 per cent (27%) of Alliance supporters, 14 per cent of Green Party supporters (21%), 13 per cent of SDP supporters (18%) and 9 per cent of Coalition Party supporters (18%).

Extending the call-up system to the entire age group so that call-ups would be compulsory for women but armed service would be voluntary for them

One fifth, 21% (19% in 2020), are in favour of this; 23% (20%) of men and 19% (18%) of women.

Of the under 25-year-olds, 28% (18%) hold this view, as do 25% (23%) of 25 to 34-year-olds, 20% (20%) of 35 to 49-year-olds, and 18% (18%) of those over 50 years of age.

Thirty per cent (31% in 2020) of Coalition Party supporters, 20% (23%) of Green Party supporters, 19% (17%) of Centre Party supporters, 18% (16%) of SDP supporters, 15% (19%) of Finns Party supporters, and 12% (16%) of Left Alliance supporters hold this view.

Changing the call-up system so that all women who turn 18 years receive information about the possibility to perform military service on a voluntary basis

Thirty-seven per cent (38% in 2020) of the respondents are in favour of this, 48 per cent (47%) of women and 27 per cent (30%) of men. Of the 25 to 34-year-olds, 42% (38%) hold this view, as do 37% of the 35 to 49-year-olds and over 50-year-olds (38% and 38%) and 33% (40%) of under 25-year-olds.

Fifty-two per cent (44% in 2020) of Green Party supporters, 42% (37%) of Left Alliance supporters, 38% (25%) of Coalition Party supporters, 34% (42%) of SDP supporters, 30% (45%) of Centre Party supporters, and 28% (34%) of Finns Party supporters are of this opinion.

There is no reason to change the current call-up system and the selection events for women's voluntary service

Twenty-eight per cent (24% in 2020) hold this view, 29 per cent (26%) of men and 27% (23%) of women. Thirty-three per cent (31%) of the over 50-year-olds, 27% (16%) of the under 25-year-olds, 24% (24%) of the 35 to 49-year-olds and 20% (13%) of the 25 to 34-year-olds are of this opinion.

Thirty-five per cent of SDP and Centre Party supporters (24% and 25% in 2020) hold this view, as do 31% (21%) of Left Alliance supporters, 29% (30%) of Finns Party supporters, 23% (25%) of Coalition Party supporters, and 14% (12%) of Green Party supporters. (*Figure 2*)

Support for general civic service decreased

Half of respondents, or 50 per cent (54% in 2020), 50 per cent (56%) of women and 49 per cent (52%) of men have a positive attitude towards general civic service for both men and women, which could be carried out either as civil or military service. Of the 35 to 49-year-olds, 53% (47%) hold this view, as do 49% of the 25 to 34-year-olds and over 50-year-olds (63% and 53%) and 48% (58%) of under 25-year-olds.

Fifty-nine per cent (74% in 2020) of Green Party supporters, 58% (60%) of SDP supporters, 51% (68%) of Left Alliance supporters, 49% (46%) of Coalition Party supporters, 43% (41%) of Finns Party supporters, and 31% (50%) of Centre Party supporters share this view.

Twenty-eight per cent (29% in 2020) have a negative attitude towards general civic service; 30% (31%) of men and 26 (27%) of women. Thirty-three per cent (22%) of the 25 to 34-year-olds hold a negative attitude as do 29% (30%) of the over 50-year-olds, 28% (37%) of the 35 to 49-year-olds and 24% (20%) of the under 25-year-olds.

Thirty-eight per cent (33% in 2020) of Centre Party supporters share this view, as do 33% (45%) of Finns Party supporters, 28% of SDP and Coalition Party supporters (26% and 33% respectively), and 25% of Green Party and Left Alliance supporters (26% and 33% respectively).

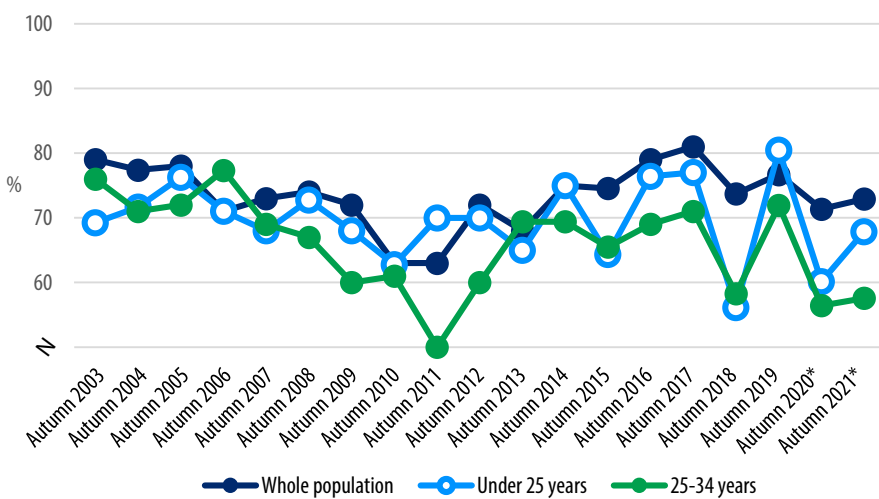
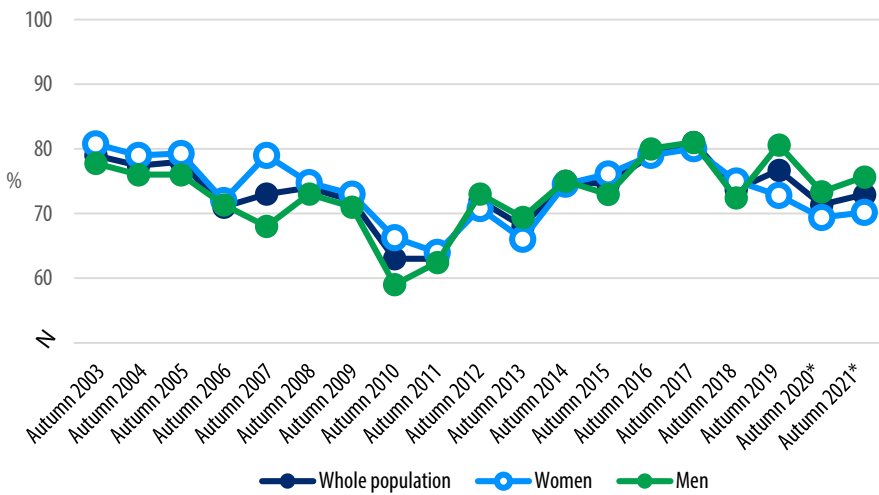
Twenty-two per cent (17% in 2020) of respondents had no opinion; 23% (18%) of women and 21% (16%) of men. Twenty-eight per cent (16%) of the under 25-year-olds, 23% (17%) of the over 50-year-olds, 20% (17%) of the 35 to 49-year-olds and 19% (15%) of the 25 to 34-year-olds had no opinion. (*figure 3*)

Support for the current conscription system remains stable

Seventy-three per cent (71% in 2020) of respondents are in favour of retaining the current conscription system; 76 (73%) of men and 70 (69%) of women. Of those over 50 years, 81% (80%) answer in the affirmative, as do 69% (72%) of the 35-49-year-olds, 68% (60%) of the under 25-year-olds, and 58% (56%) of the 25-34-year-olds.

Figures 4A and 4B General conscription. Based on a general, compulsory military service for men, Finnish defence system provides military training for as many of the same age group as possible, thus producing a large reserve personnel. Should the current system be retained or should we change over to a selective conscript service where only a part of the same age group receives military training? Or should we change over to a professional army?

Retain the current system



*) The survey method was combination of face-to-face interviews and internet panel

Eighty-three per cent (88% in 2020) of Centre Party supporters hold this view, as do 82% (75%) of Finns Party supporters, 77% (82%) of Coalition Party supporters, 75% (74%) of SDP supporters, 57% (52%) of Green Party supporters and 35% (57%) of Left Alliance supporters.

Thirteen per cent (13% in 2020) of respondents are in favour of reducing selectively the number of those receiving military training; 14% of women (13%) and 12% of men (12%). Of the 25–34-year-olds, 18% (16%) hold this view, as do 17% (13%) of the 35 to 49-year-olds, and 11% of the over 50-year-olds and under 25-year olds (11% and 12% respectively).

Thirty-four per cent (22% in 2020) of Left Alliance supporters, 22% (20%) of Green Party supporters, 14% (11%) of SDP supporters, 10% (9%) of Coalition Party supporters, 9% (13%) of Finns Party supporters and 3% (7%) of Centre Party supporters agree.

Ten per cent (10% in 2020) of respondents would discontinue general conscription altogether and introduce fully professional armed forces; 11% (10%) of women and 9% (11%) of men. This view is shared by 16% of the under 25-year-olds and 25 to 34-year-olds (16% and 20% respectively), 12% (10%) of the 35-49-year-olds and 5% (6%) of the over 50-year-olds.

Twenty-two percent (18% in 2020) of Left Alliance supporters are in favour of introducing a professional army as do 17% (18%) of Green Party supporters, 11% (3%) of Centre Party supporters, 9% (3%) of Coalition Party supporters, 8% (7%) of Finns Party supporters, and 6% (12%) of SDP supporters.

Four per cent (5% in 2020) have no opinion; five per cent (8%) of women and three per cent (3%) of men. (*figures 4 and 5*)

Confidence in the management of foreign policy has remained the same

Seventy-one per cent (72% in 2020) of respondents think that Finland's foreign policy is very well or rather well managed; 74% (73%) of women and 69% (71%) of men. Seventy-eight per cent (81%) of the over 50-year-olds hold this view as do 70% (68%) of the 25 to 34-year-olds, 63% (66%) of the 35 to 49-year-olds and 62% (58%) of the under 25-year-olds.

Ninety-two per cent (93% in 2020) of SDP supporters think that foreign policy is well managed, as do 87% (79%) of Left Alliance supporters, 77% (85%) of Centre Party supporters and 74% of Coalition Party and Green Party supporters (81% and 76% respectively).

One fifth or twenty per cent (17% in 2020) of respondents consider that Finland's foreign policy is poorly managed, 26% (24%) of men and 13% (11%) of women. Twenty-six per cent (20%) of the 35 to 49-year-olds hold this view, as do 19% (19%) of the 25 to 34-year-olds, 17% (13%) of the over 50-year-olds and 16% (21%) of the under 25-year-olds.

Fifty-six per cent (51% in 2020) of Finns Party supporters think that Finnish foreign policy is poorly managed as do 18% (12%) of Coalition Party supporters, 12% (5%) of Centre Party supporters, 11% (11%) of Green Party supporters, 9% (14%) of Left Alliance supporters and 4% (3%) of SDP supporters.

Ten per cent (11% in 2020) of respondents had no opinion; 14 per cent (16%) of women and six per cent (5%) of men. Among the under 25-year-olds, twenty-one per cent (20%), eleven per cent of the 25 to 34-year-olds and 35 to 49-year-olds (13% and 14% respectively) and five per cent (5%) of the over 50-year-olds had no opinion on this question.

(figures 6 and 7)

Support for military alignment has increased

Fifty-three per cent of respondents (55% in 2020) support Finland's military non-alignment; 55 per cent (57%) of women and 51 per cent (54%) of men. Sixty per cent (65%) of the over 50-year-olds hold this view as do fifty-two per cent (36%) of the under 25-year-olds, forty-six per cent (54%) of the 35 to 49-year-olds and forty-four per cent (47%) of the 25-34-year-olds. The ABDI has polled this question since 1996, and this year the support for military non-alignment was the lowest of the entire time sequence.

Sixty-nine per cent (68% in 2020) of SDP supporters are in favour of military non-alignment, along with 65 per cent (79%) of Left Alliance supporters, 63% (71%) of Centre Party supporters, 48% (60%) of Finns Party supporters, 45% (38%) of Green Party supporters, and 36% (34%) of Coalition Party supporters.

Thirty-one percent of respondents (24% in 2020) support Finland's military alignment; 40% (33%) of men and 21% (16%) of women. Thirty-six per cent (32%) of the 25 to 34-year-olds are of this opinion, along with 34% (25%) of the 35 to 49-year-olds, 30% (23%) of the over 50-year-olds and 23% (21%) of the under 25-year-olds. During the entire time sequence, the support for military alignment has been at its highest in 2004 and 2014, when it was at 34 per cent.

Fifty-three per cent (45% in 2020) of Coalition Party supporters are in favour of military alignment, along with 40% (26%) of Finns Party supporters, 33% (32%) of Green Party supporters, 28% (13%) of Centre Party supporters, 20% (10%) of the Alliance supporters, and 18% (22%) of SDP supporters.

Twenty-four per cent (20% in 2020) of respondents had no opinion; 24 per cent (27%) of women and 9% (13%) of men. Twenty-five per cent (43%) of the under 25-year-olds, 21% (21%) of the 35 to 49-year-olds, 20% (21%) of the 25 to 34-year-olds and 10% (13%) of the over 50-year-olds had no opinion on this question. *(figures 8 and 9)*

Half of the respondents oppose, one quarter support Finland's NATO membership

Fifty-one per cent of respondents (53% in 2020) think that Finland should not seek membership in NATO; 52 per cent (54%) of women and 50 per cent (52%) of men. Fifty-six per cent (59%) of the over 50-year-olds hold this view as do 54% (44%) of the under 25-year-olds, 49% (49%) of the 25 to 34-year-olds and 43% (51%) of the 35 to 49-year-olds.

Sixty-seven per cent (86% in 2020) of Left Alliance supporters are opposed to membership in NATO, along with 62% (60%) of SDP supporters, 51% of Finns Party and Centre Party supporters (53% and 64% respectively), 49% (39%) of Green Party supporters and 32% (31%) of Coalition Party supporters.

One-fourth or 24% (21% in 2020) of respondents are positively disposed towards Finland's membership in NATO; 34% (28%) of men and 14% (15%) of women. Twenty-nine per cent (24%) of the 35 to 49-year-olds hold this view as do as do 26% (22%) of the over 50-year-olds, 21% (25%) of the 25 to 34-year-olds and 15% (12%) of the under 25-year-olds.

Of the supporters of Coalition Party, 52% (46% in 2020) support membership in NATO, along with 37% (26%) of Finns Party supporters, 20% (10%) of Centre Party supporters, 17% (27%) of Green Party supporters, 16% (23%) of SDP supporters, and 9% (5%) of Left Alliance supporters.

Twenty-four per cent (25% in 2020) of respondents had no opinion; 33 per cent (31%) of women and 16% (20%) of men. Thirty-one per cent of those under 25 years and of the 25 to 34-year-olds (43% and 27% respectively), 28% (26%) of 35-49-year-olds and 18% (19%) of over 50-year-olds have no opinion on this question. *(figures 10 and 11)*

The EU and the UN are seen to have a more positive impact on Finland's security, China and Russia are considered to have increased their negative impact on Finland's security

The ABDI asked about the impact of the Organization for Security and Co-operation in Europe (OSCE), the European Union, the UN, NATO, the United States, Russia and China on Finland's security. This question was polled for the tenth time.

The European Union, positive impact 63 per cent (66% in 2020), no impact 14 per cent (12%), negative impact seven per cent (7%), and 11 per cent (9%) has both a positive and negative impact. Five per cent (6%) had no opinion on this question.

The UN, positive impact 58 per cent (57% in 2020), no impact 23 per cent (22%), negative impact two per cent (2%), and seven per cent (6%) has both a positive and negative impact. Ten per cent (13%) had no opinion.

The OSCE, positive impact 45 per cent (39% in 2020), no impact 19 per cent (17%), negative impact one per cent (2%), and six per cent (6%) has both a positive and negative impact. Twenty-nine (37%) had no opinion.

NATO, positive impact 31 per cent (25% in 2020), no impact 12 per cent (11%), negative impact twenty per cent (24%), and twenty-two per cent (21%) has both a positive and negative impact. Fifteen per cent (19%) had no opinion. NATO's positive impact this year is higher than before; in previous years, the positive effect has varied from 28 to 21 per cent.

United States, positive impact 22 per cent (15% in 2020), no impact 16 per cent (16%), negative impact nineteen per cent (24%), and thirty-one per cent (28%) has both a positive and negative impact. Twelve per cent (17%) had no opinion.

Russia, positive impact eight per cent (7% in 2020), no impact 10 per cent (9%), negative impact fifty-one per cent (47%), and twenty-two per cent (24%) has both a positive and negative impact. Ten per cent (13%) had no opinion.

China, positive impact four per cent (3% in 2020), no impact 18 per cent (24%), negative impact forty-one per cent (32%), and twenty per cent (19%) has both a positive and negative impact. Seventeen per cent (22%) had no opinion.

China's negative impact has increased from 11% to 41% since 2017 while no impact changed from 55 per cent in 2016 to 18 per cent this year. (*figures 12, 13 and 14*)

Women's confidence in the management of defence policy has increased

Seventy-eight per cent of respondents think that Finland's defence policy is very well or rather well managed (74% in 2020); 79 (80%) of men and 77 (68%) of women. Eighty-five per cent (85%) of the over 50-year-olds think this way, as do 78% (62%) of the under 25-year-olds, 72% (68%) of the 35 to 49-year-olds, and 67% (62%) of the 25 to 34-year-olds.

Of SDP supporters, 88 per cent (84% in 2020) think that Finnish defence policy is well managed, along with 84% (95%) of Centre Party supporters, 83% (82%) of Coalition Party supporters, 81% (63%) of Green Party supporters, 77% (71%) of Finns Party supporters, and 58% (70%) of Left Alliance supporters.

Eleven per cent (10% in 2020) consider that Finland's defence policy is poorly managed; 14% (11%) of men and 7% (9%) of women. Eighteen per cent (14%) of the 25 to 34-year-olds hold this view, as do 12% (12%) of the 35 to 49-year-olds, 9% (7%) of the over 50-year-olds and 7% (11%) of the under 25-year-olds.

Of the supporters of Finns Party, 18 per cent (19% in 2020) think that Finnish defence policy is poorly managed, as do 14% (13%) of Left Alliance supporters, 10% (1%) of Centre Party supporters, 8% of Coalition Party and Green Party supporters (7% and 12% respectively), and 5% (3%) of SDP supporters.

Eleven per cent (16% in 2020) of respondents had no opinion; 16 per cent (24%) of women and 7% (8%) of men. (*figures 15 and 16*)

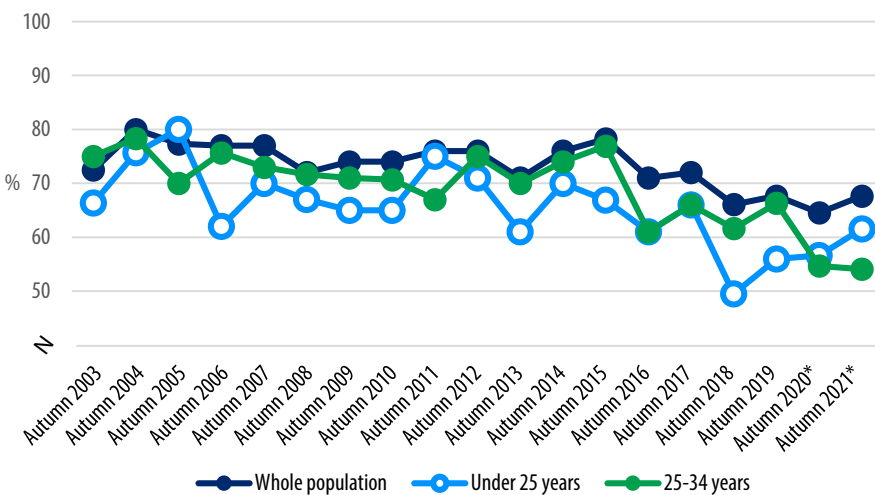
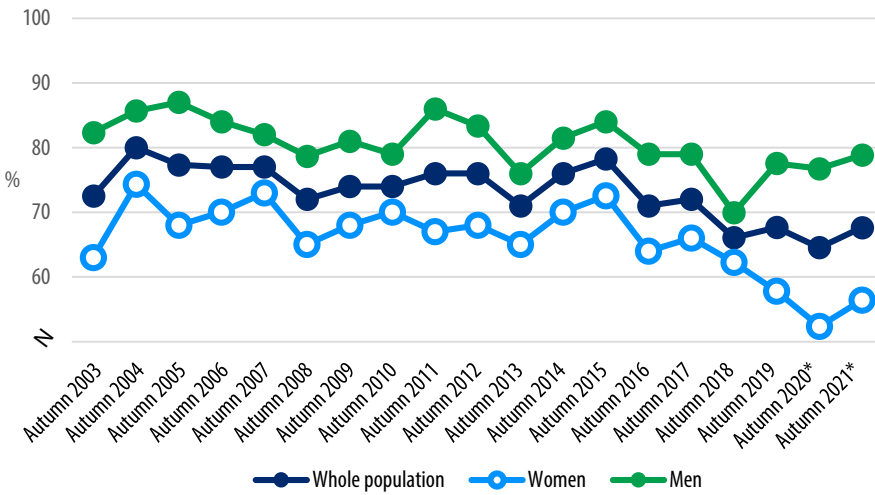
Willingness to defend Finland has increased from last year

'If Finland were attacked, should Finns, in your opinion, take up arms to defend themselves in all situations, even if the outcome seemed uncertain?'

Sixty-eight per cent answered in the affirmative (65% in 2020); 79% of men (77% in 2020) and 56% (52%) of women. Seventy-four per cent of the over 50-year-olds answer in the affirmative, as do 68% (62%) of the 35 to 49-year-olds, 62% (57%) of the 15 to 24-year-olds, and 54% (55%) of the 25 to 34-year-olds.

Figures 17A and 17B Will to defend the country. If Finland were attacked, should Finns, in your opinion, take up arms to defend themselves in all situations, even if the outcome seemed uncertain?

Yes -answers



*) The survey method was combination of face-to-face interviews and internet panel

Eighty-one per cent (79% in 2020) of Coalition Party supporters answer in the affirmative, along with 80% (81%) of Finns Party supporters, 76% (63%) of SDP supporters, 65% (80%) of Centre Party supporters, 46% (42%) of Green Party supporters, and 43% (50%) of Left Alliance supporters.

Eighteen per cent (18% in 2020) answer in the negative; 21% (23%) of women and men (14%). Twenty-five per cent (26%) of the 25-34 segment give a negative answer, along with the 22% (26%) of the 15-24 segment, 17% (22%) of the 35-49 segment and 15% (12%) of the over 50-year-olds.

Thirty-eight per cent (34% in 2020) of Left Alliance supporters answer in the negative, along with 33% (28%) of Green Party supporters, 16% (12%) of Centre Party supporters, 12% of SDP and Finns Party supporters (19% and 10% respectively), and 7% (8%) of Coalition Party supporters.

Fifteen per cent (17% in 2020) of respondents had no opinion; 23 per cent (25%) of women and 6% of men (9%). Twenty-one per cent (19%) of the 25 to 34-year-olds had no opinion, along with the under 25-year-olds (18%), 15% (16%) of the 35 to 49-year-olds and 12% (16%) of the over 50-year-olds. (*figures 17 and 18*)

Personal will to defend the country has increased in all age groups

“If Finland were attacked, would you be prepared to participate in the various tasks of national defence according to your abilities and skills?”

Eighty-four per cent (80% in 2020) of the respondents answer in the affirmative; 89% (85%) of men and 78% (75%) of women. Over 80% in all age groups answer in the affirmative.

Of the 35 to 49-year-olds, 87% (83%) hold this view, as do 83% (82%) of the over 50-year-olds, 82% (79%) of the 25 to 34-year-olds, and 81% (69%) of the under 25-year-olds.

Nine per cent (11% in 2020) answer in the negative; 11% (13%) of women and 6% (8%) of men.

Eight per cent (9% in 2020) of respondents had no opinion; 11% (12%) of women and 4% (7%) of men. (*figures 19 and 20*)

Defence Forces' ability to counter military threats is trusted

Do you trust the Defence Forces' ability to defend Finland against various military threats? This question was now polled for the first time.

Seventy-three per cent trust a lot or a fair amount in the Defence Forces' ability to defend Finland against various military threats; 74% of men and 71% of women. Seventy-four per cent of the under 25-year-olds and of the 35 to 49-year-olds trust this ability, as do 73% of the over 50-year-olds and 63% of the 25 to 34-year-olds.

Eighty-two per cent of SDP supporters trust the Defence Forces' ability to repel military threats, along with 81% of Centre Party supporters, 78% of Coalition Party supporters, 75% of Finns Party supporters, 70% of Green Party supporters, and 58% of Left Alliance supporters.

Twenty-two per cent trust very little or rather little in the Defence Forces' ability to counter military threats against Finland; 23% of women and 22% of men. This view was shared by 34% of Left Alliance supporters, 27% of Green Party supporters, 22% of Finns Party supporters, 18% of Coalition Party supporters, 16% of Centre Party supporters and 15% of SDP supporters.

One per cent of respondents think that they do not trust at all the Defence Forces' ability to counter military threats.

Four per cent of respondents had no opinion; 5% of women and 3% of men.

(figure 21)

Support for the current and an increased level of defence appropriations

Forty-nine per cent (46% in 2020) think that the current level of defence appropriations is good; 53% (50%) of women and 46% (43%) of men.

Fifty-three per cent of SDP and Green Party supporters (48% and 51% in 2020 respectively) support the current level, as do 46% (47%) of Coalition Party supporters, 43% (44%) of Left Alliance supporters, 42% (51%) of Centre Party supporters and 39% (38%) of Finns Party supporters.

Thirty-one per cent of respondents (32% in 2020) are in favour of increasing defence appropriations; 40% (40%) of men and 24% (24%) of women.

Fifty-one per cent of Finns Party supporters are in favour of increasing defence appropriations (51% in 2020), along with 43% (41%) of Centre Party supporters, 41% (47%) of Coalition Party supporters, 33% (30%) of SDP supporters, 16% (12%) of Green Party supporters and 35% (57%) of Left Alliance supporters.

Eleven per cent are in favour of cutting defence appropriations (14% in 2020); 11% of women (14% in 2020) and 10% (13%) of men.

Thirty per cent (33% in 2020) of Left Alliance supporters are in favour of cutting defence appropriations, along with 23% (24%) of Green Party supporters, 8% of Coalition Party and Centre Party supporters (3% and 8% respectively), and 7% of SDP and Finns Party supporters (16% and 8%).

Eight per cent (8% in 2020) of respondents had no opinion on the question; 12% (12%) of women and 4% (4%) of men. Eighteen per cent (7%) of the 25 to 34-year-olds have no opinion, along with 12% (21%) of the under 25-year-olds, 9% (8%) of the 35 to 49-year-olds and 3% (3%) of the over 50-year-olds.

(figures 22 and 23)

Strong support for Finland's military cooperation

Ninety-five per cent have a positive attitude towards Finland's military cooperation with all Nordic countries (93% in 2020); 96% (93%) of men and 94% (92%) of women. Two per cent (3%) of respondents hold a negative view, 3% (3%) of men and 2% (2%) of women. Three per cent (5%) have no opinion on this question.

Ninety-four per cent (91% in 2020) of respondents support military cooperation with Sweden; 95% (92%) of men and 92% (90%) of women. Four per cent of

respondents (4% in 2010) hold a negative view; 5% of men and 2% of women. Three per cent (5%) have no opinion on this question.

Eighty-seven per cent (87% in 2020) of respondents hold a positive view of Finland's military cooperation in the European Union; 89% (87%) of women and 84% (86%) of men. Ten per cent (8%) hold a negative view; 15% (11 %) of men and 7% (5 %) of women. Three per cent (5%) have no opinion on this question.

Sixty-six per cent of respondents support military cooperation between Finland and NATO (59% in 2020), 71% (67%) of men and 61% (50%) of women. This question has been asked since 2012 and support is now at its highest point; it was at its lowest in 2012 when 45% of respondents held a positive view. One in four or 25 per cent (29%) of respondents take a negative view; 26 per cent (31%) of women and 23 per cent (27%) of men. Nine per cent (12%) had no opinion; 13 per cent (18%) of women and 5 per cent (6%) of men.

Sixty-three per cent of respondents support military cooperation between Finland and the United States (52% in 2020); 69% (61%) of men and 58% (43%) of women. Twenty-eight per cent (35%), 29% (39%) of women and 27 per cent (31%) of men. There are now fewer respondents with a negative answer to this question that has been asked since 2016. Ten per cent (13%) had no opinion on this question, 14% of women (18%) and 5% (8%) of men. (*figures 24, 25, 26, 27, 28 and 29*)

Confidence over the future of the European Union remains unchanged

Forty-eight per cent (45% in 2020) of respondents have retained their confidence in the future of the European Union; 56% (50%) of women and 41% (41%) of men.

Fifty-three per cent (46%) among the under 25-year-olds, 49% (46%) of the over 50-year-olds, 46% (47%) of the 25 to 34-year-olds, and 45% (44%) of the 35 to 49-year-olds share this opinion.

Forty-one per cent (42% in 2020) feel that their confidence in the future of the European Union has weakened; 48% (48%) of men and 35% (37%) of women. Of

the 35–49-year-olds, 46% (45%) hold this view, as do 43% of the over 50-year-olds and 25 to 34-year-olds (49% and 38% respectively), and 25% (21%) of the under 25-year-olds.

Eight percent (7% in 2020) feel that their confidence in the future of the European Union has strengthened; ten per cent (7%) of men and six per cent (7%) of women hold this view. Of the under 25-year-olds, 19% (17%) hold this view, as do 8% (4%) of the 35 to 49-year-olds, 7% (11%) of the 25 to 34-year-olds and 5% (4%) of the over 50-year-olds. (*figure 30*)

Positive attitude towards cooperation between the European Union and NATO

The question about the attitudes towards cooperation between the European Union and NATO to increase European security was polled for the first time.

More than two thirds, 69%, have a very or rather positive view of cooperation between the European Union and NATO; 73% of men and 66% of women. Seventy-three per cent of the over 50-year-olds have a positive attitude, while 71% of 34 to 49-year-olds, 61% of the under 25-year-olds and 60% of the 25 to 34-year-olds have a positive attitude.

Eighty-five per cent of Coalition Party supporters have a positive attitude, along with 83% of Green Party supporters, 79% of SDP supporters, 65% of Centre Party supporters, 60% of Finns Party supporters and 54% of Left Alliance supporters.

Less than one out of five, or 18%, nineteen per cent of men and seventeen per cent of women have a very or rather negative view of cooperation between the European Union and NATO. Twenty-one per cent of the 25–34-year-olds hold a negative view as do 19% of the over 50-year-olds, 18% of the under 25-year-olds and 14% of the 35 to 49-year-olds.

Thirty-three per cent of left Alliance supporters have a negative view, along with 30% of Finns Party supporters, 16% of Centre Party supporters, 14% of SDP supporters, 9% of Green Party supporters and 8% of Coalition Party supporters.

Thirteen per cent of respondents had no opinion; 18% of women and 9% of men. *(figure 31)*

Military situation in Finland's neighbouring areas is expected to remain the same

What is your assessment of the military situation in Finland's neighbouring areas over the next ten years?

Nearly one half, 47% (47% in 2020) think that the military situation in Finland's neighbouring areas will remain the same, 49% (51%) of men and 45% (44%) of women. Fifty-eight per cent (45%) among the under 25-year-olds, 48% (50%) of the 25 to 34-year-olds, 46% (49%) of the 35 to 49-year-olds and 44% (47%) of the over 50-year-olds share this opinion.

Forty-two per cent (40% in 2020) see the situation as more threatening; 43 per cent (40%) of men and 42 per cent (39%) of women. Forty-eight per cent (45%) over 50-year-olds hold this view, as do 44% (41%) of the 34 to 49-year-olds and 26% (28%) of the under 25-year-olds.

Five per cent of respondents (4% in 2018), or 5% (4%) of women and 4% (4%) of men, see the situation as less threatening. *(figures 32 and 33)*

Finland's participation in Nordic defence cooperation and in developing the EU's defence cooperation enhance security the most

The question lists eight different factors that respondents assess, based on whether they believe that they have an impact on Finland and Finland's security.

Finland's participation in Nordic defence cooperation: 80% (78% in 2020) see it as increasing security, 13% (13%) see no impact, 1% (2%) think it decreases security, 5% (7%) have no opinion.

Finland's participation in defence cooperation in the EU: 63% (62% in 2020) see it as increasing security, 20% (18%) see no impact, 6% (7%) think it decreases security, 11% (13%) have no opinion.

Finland's membership in the European union: 61% (64% in 2020) see it as increasing security, 24% (13%) see no impact, 11% (8%) think it decreases security, 4% (5%) have no opinion.

Finland's increasing international economic interaction: 55% (53% in 2020) see it as increasing security, 30% (30%) see no impact, 7% (6%) think it decreases security, 9% (11%) have no opinion.

Finland's participation in international crisis management duties: 46% (53% in 2020) see it as increasing security, 35% (31%) see no impact, 8% (6%) think it reduces security, 11% (10%) have no opinion.

Finland's military non-alignment: 42% (45% in 2020) see it as increasing security, 28% (22%) see no impact, 15% (14%) think it reduces security, 15% (19%) have no opinion on this question.

Finland's possible membership in NATO: 34% (27% in 2020) see it as increasing security, 16% (12%) see no impact, 30% (36%) think it would decrease security, 21% (24%) have no opinion on this question.

Increased share of foreign ownership in the Finnish economy: 6% (5% in 2020) see it as increasing security, 23% (19%) see no impact, 60% (59%) think it reduces security, 11% (17%) have no opinion on this question. (*figures 34, 35, 36 and 37*)

Cyber threats cause the greatest concern

The question lists 21 different factors that respondents assess based on whether they cause concern about the future. The situation in Afghanistan is included as a new item.

Factors that cause the greatest concern

- Threats to information networks, i.e. cyber threats, 78% (73% in 2020)
- Organised crime, 76% (76%)
- International terrorism, 75% (77%)
- The global refugee situation, 75% (78%)
- Contagious diseases, epidemics, 74% (81%)
- Proliferation of weapons of mass destruction, 72% (75%)
- Political extremist movements, 70% (73%)
- Climate change (global warming), 68% (73%)
- Development in Russia, 68% (67%)
- Racism, 62% (65%)
- Social inequality in Finland, 62% (69%)
- Dissolution of arms control agreements, 61% (62%)
- Situation in Afghanistan, new item, 60%
- The security situation in the Baltic Sea area, 60% (64%)
- Situation in the Middle East, 60% (60%)
- Employment situation in Finland, 58% (70%)
- Situation in Ukraine, 58% (44% in 2019)
- Development in Belarus, 56% (55% in 2020)
- State-sponsored fake news against Finland, 54% (52%)
- Development in the United States, 51% (64%)
- Development in the European Union, 47% (51%)

(figures 38,39, 40, 41, 42 and 43)

Preparedness for different threats

The question presents 13 different security threats and respondents are asked to assess how well or badly Finland has prepared to prevent them. One new threat factor has been added to the list: hybrid threats (combining different means).

Assessing whether preparedness for a threat is very good or rather good gave the following results:

- Major accidents, 77% (76% in 2020)
- Contagious diseases, epidemics, 74% (75%)
- Various environmental threats (floods, oil spills, transport of hazardous substances, 73% (72%)
- Armed attack against Finland, 71% (76%)
- Availability of energy, 63% (69%)
- Climate change, 60% (57%)
- International terrorism, 52% (53%)
- International crime, 52% (47%)
- Economic crisis, 49% (42%)
- Political pressure from abroad, 48% (46%)
- Attacks against information networks, i.e. cyber attacks 47% (52%)
- Economic pressure from abroad, 42% (37%)

(figures 44, 45, 46, 47 and 48)

Sense of insecurity remains the same

“When you think about the current world situation as a whole, do you believe that Finland and Finns will live in a safer or more insecure world over the next five years than today?”

Forty-six per cent (47% in 2020) feel that the future will be more insecure; 47% (49%) of men and 45% (45%) of women. Fifty per cent (50%) of the over 50-year-olds are of this opinion, along with 49% (52%) of the 35 to 49-year-olds, 43% (36%) of the 25 to 34-year-olds, and 30% (41%) of the under 25-year-olds.

Thirty-nine per cent (37% in 2020) of both men and women see no difference compared to the present (39% and 36%). Of the over 50-year-olds, 41% (38%) hold this view, as do 40% (41%) of the 25 to 34-year-olds, 39% (39%) of the 35 to 49-year-olds, and 33% (30%) of the under 25-year-olds.

Twelve per cent (12% in 2020) of respondents believe in a more secure future; 14% (11%) of women and 11% (12%) of men. Thirty-three per cent (20%) of the under 25-year olds think this way, along with 14% (19%) of the 25-34 segment, 9% (7%) of the 35-49 segment and 8% (9%) of the over 50 segment.

Three per cent (4% in 2020) have no opinion on this question. (*figures 49 and 50*)

Finland is seen as successful in curbing the coronavirus

The ABDI polled for the second time how well or badly Finland has succeeded in curbing the coronavirus so far.

Seventy-seven per cent (76% in 2020) find that Finland has succeeded well in curbing the coronavirus; 78% (81%) of women and 76% (71%) of men. Eighty-one per cent (82%) of the over 50 segment are of this opinion, along with 77% (73%) of the 25-34 segment, 76% (71%) of the 35-49 segment, 68% (73%) of the under 25 segment.

Ninety-four per cent (83% in 2020) of SDP supporters find that Finland has succeeded well in curbing the coronavirus, along with 92% (91%) of Left Alliance supporters, 84% (86%) of Green Party supporters, 77% of Coalition Party supporters, 75% (89%) of Centre Party supporters, and 56% (48%) of Finns Party supporters.

Fourteen per cent (16% in 2020) of respondents think that Finland has succeeded neither well nor badly; 15% (13%) of women and 14% (19%) of men.

Nine per cent (8% in 2020) think that Finland has been unsuccessful in curbing the coronavirus; 10% (10%) of men and 7% (6%) of women. Twenty percent (19%) of Finns Party supporters hold this view, along with 9% (3%) of Coalition Party supporters, 7% (5%) of Green Party supporters, 4% (4%) of Centre Party supporters, 3% (1%) of Left Alliance supporters, and 2% (4%) of SDP supporters. (*figure 51*)

Security threats against and abuses of technological development and digitalisation cause concern

The third new question this year concerned technological development.

Technological advancement and digitalisation including artificial intelligence provide opportunities for utilisation, but there are also security threats and potential misuse. Are you concerned about these threats and potential misuse?

The threats and potential misuse cause great concern or some concern to 88% of respondents; 89% of women and 86% of men think this way. Nine per cent think that they are not concerned at all; 12% of men and 6% of women. Four per cent of respondents have no opinion; 5% of women and 2% of men. (*figure 52*)

Research Branch of ABDI

Chair:	Ilkka Kanerva, Member of Parliament
Deputy Chair:	Timo Perälä, Senior Inspector
Members:	Niclas von Bonsdorff, Director of Public Affairs, until 17 August 2021 Tuomas Liukko, Director of Public Affairs, as of 17 August 2021 Outi Hyvärinen, Counsellor, Deputy Head of Unit, until 19 October 2021 Lauri Hirvonen, Counsellor, as of 19 October 2021 Johanna Kelhu, Political Adviser, MSocSc Anni Lahtinen, Secretary General Olli Nyberg, MPOlSc Helena Pakarinen, Political Secretary Kari Salmi, Brigadier General (ret.) Jussi Salonranta, Analyst Marika Sorja, Personal Assistant to Member of Parliament Reija Taupila, Producer Samuli Voutila, Entrepreneur Tuula Väätäinen, MP
Branch-specific:	Teemu Tallberg, Professor in Military Sociology

Chairs of the ABDI

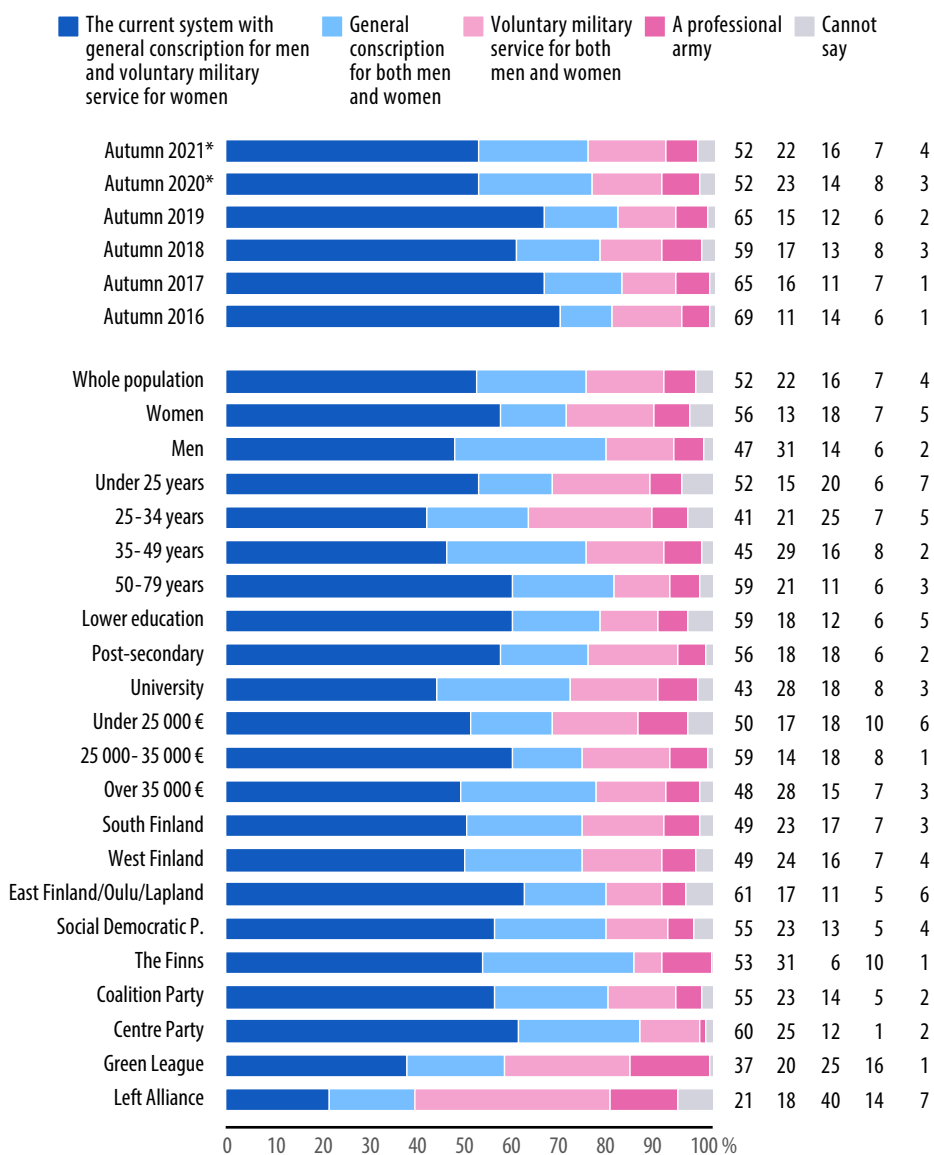
Chair	Harri Järvinen, Communications Manager
Deputy Chair	Asseri Kinnunen, student
Deputy Chair	Sofia Vikman, MP

Secretariat of the ABDI

Secretary General	Heli Santala, MSocSc
General Secretary	Markus Kinkku, MPOlSc

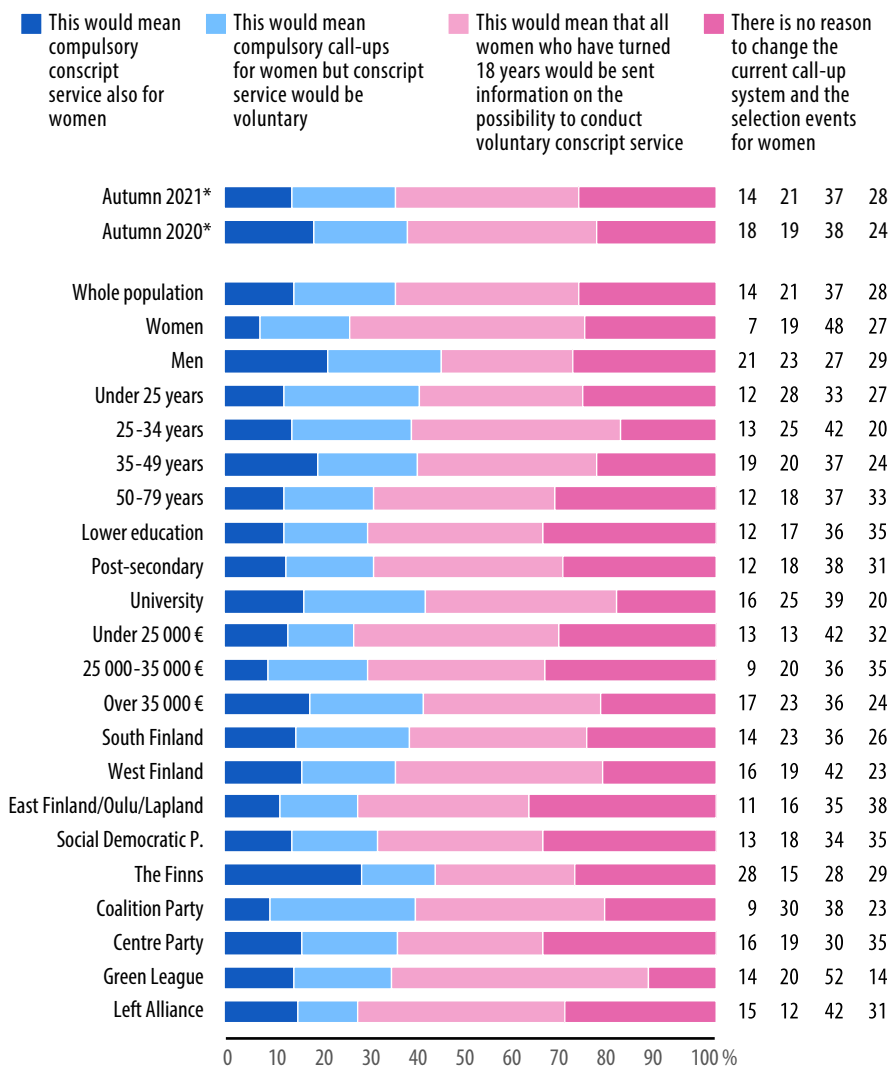
Appendix

Figure 1. Finland's defence system. "In your view, should Finland's defence system be based on..."



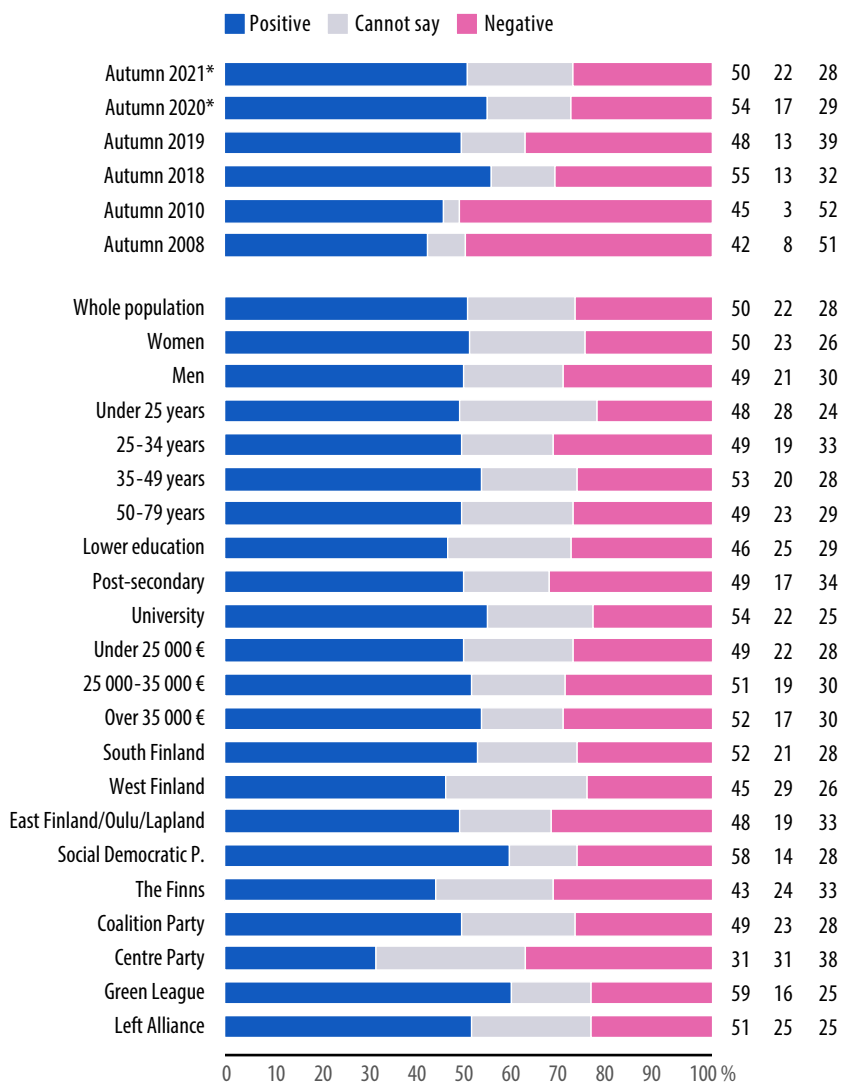
*) The survey method was combination of face-to-face interviews and internet panel

Figure 2. Extending the call-up system to women. "In your opinion, should the current call-up system be extended also to women?"



*) The survey method was combination of face-to-face interviews and internet panel

Figure 3. General civic service. "Finland is instituting a general civic service for both men and women. The civic service could be completed as military or non-military service"



*) The survey method was combination of face-to-face interviews and internet panel

Figure 4. General conscription. "Based on a general, compulsory military service for men, Finnish military defence provides military training for as many of the same age group as possible, thus producing a large reserve personnel. Should the current system be retained or should we change over to a selective conscript service where only a part of the same age group receives military training? Or should we change over to a professional army?"

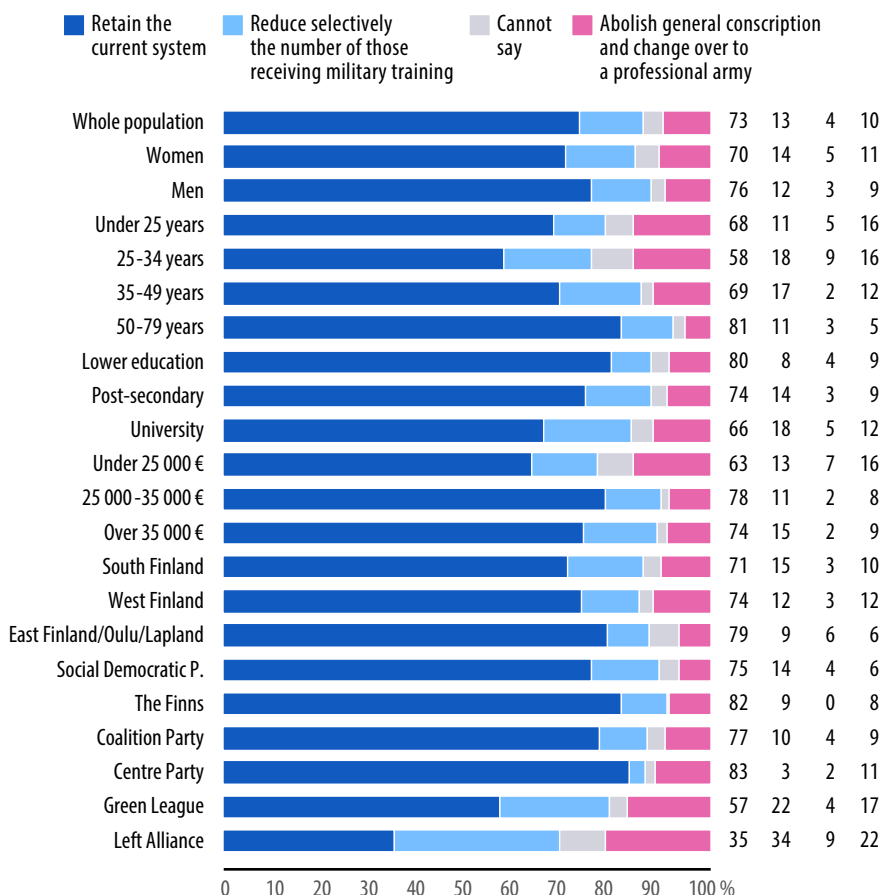
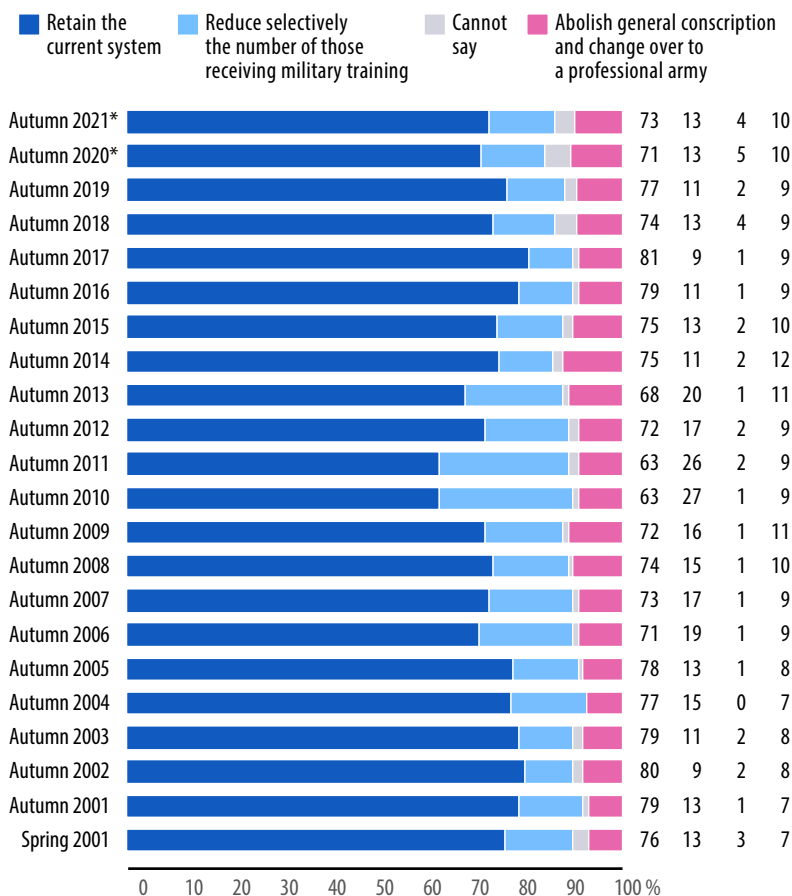


Figure 5. General conscription. "Based on a general, compulsory military service for men, Finnish military defence provides military training for as many of the same age group as possible, thus producing a large reserve personnel. Should the current system be retained or should we change over to a selective conscript service where only a part of the same age group receives military training? Or should we change over to a professional army?"



*) The survey method was combination of face-to-face interviews and internet panel

Figure 6. The conduct of Finnish foreign policy. "In your opinion, how well or how poorly has Finnish foreign policy been conducted in recent years?"

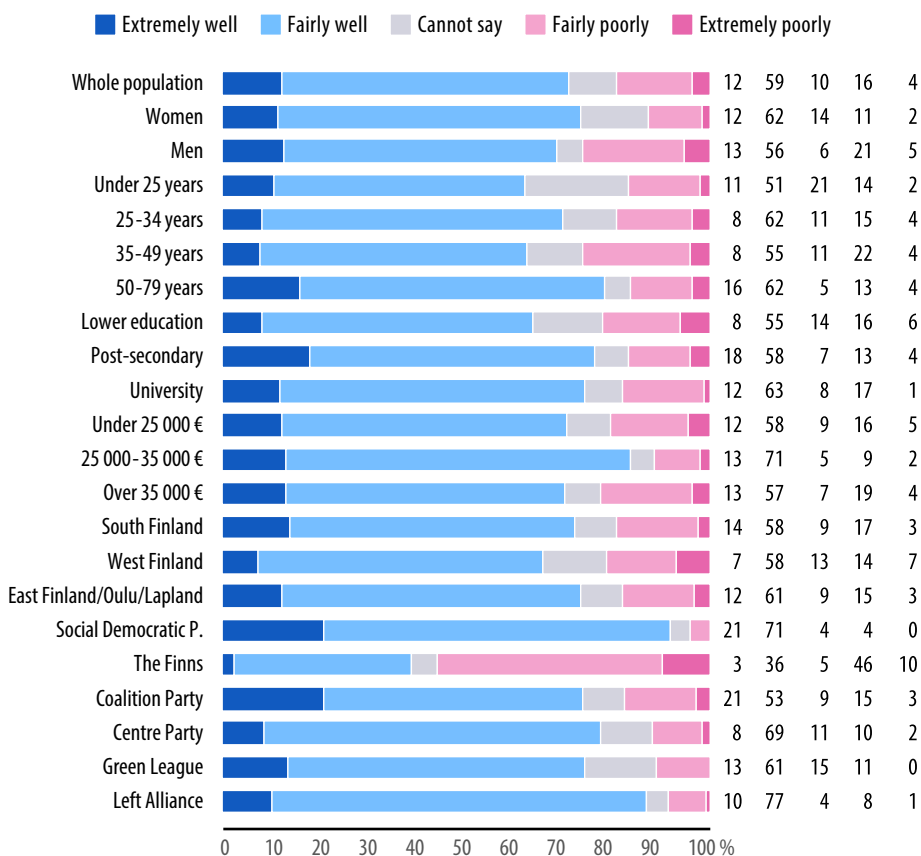
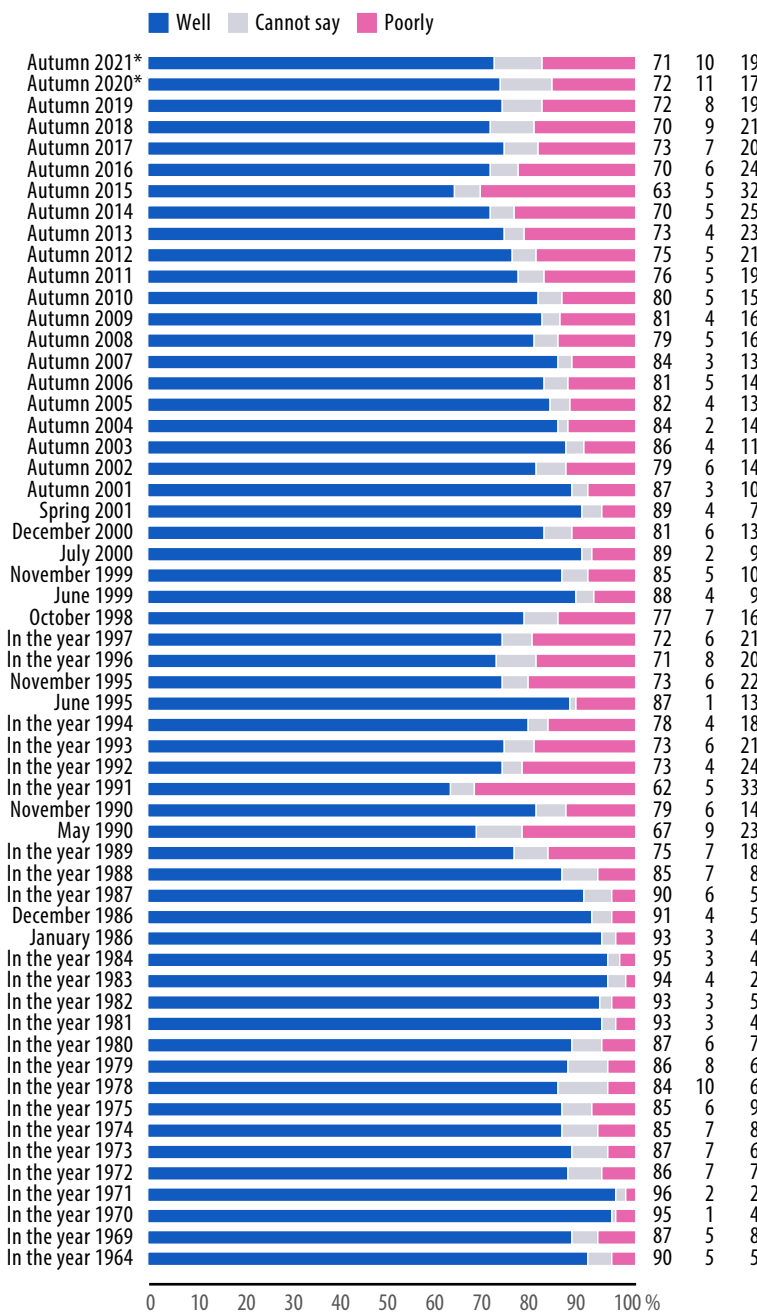


Figure 7. The conduct of Finnish foreign policy. "In your opinion, how well or how poorly has Finnish foreign policy been conducted in recent years?"



*) The survey method was combination of face-to-face interviews and internet panel

Figure 8. Military alignment or non-alignment. "In your opinion, should Finland remain militarily non-aligned or should Finland aim to ally itself militarily?"

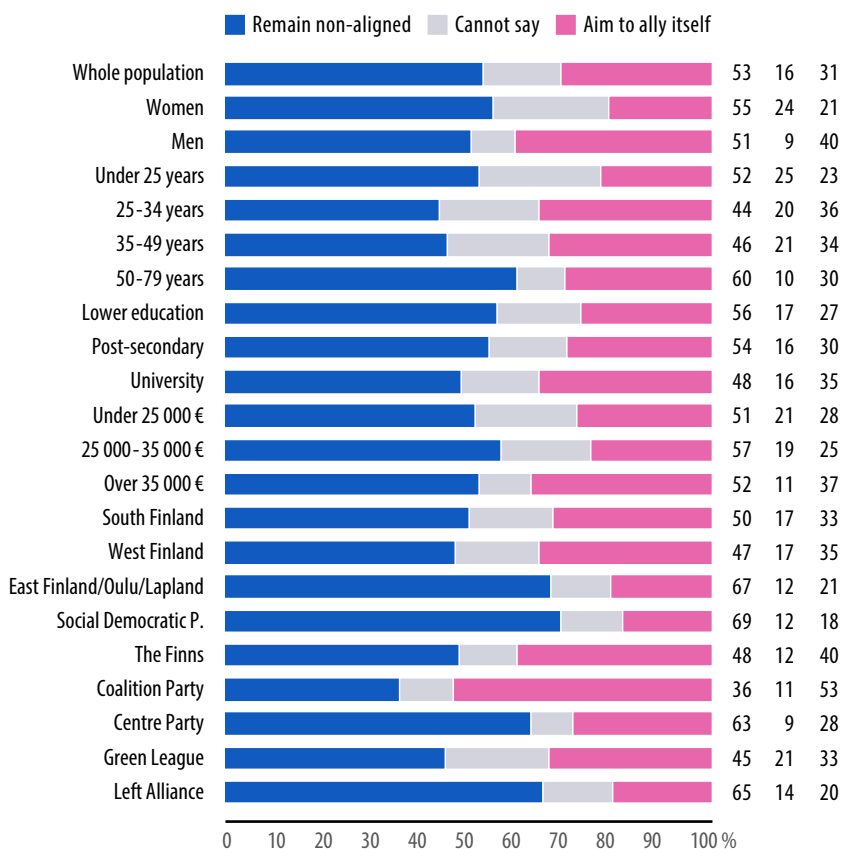
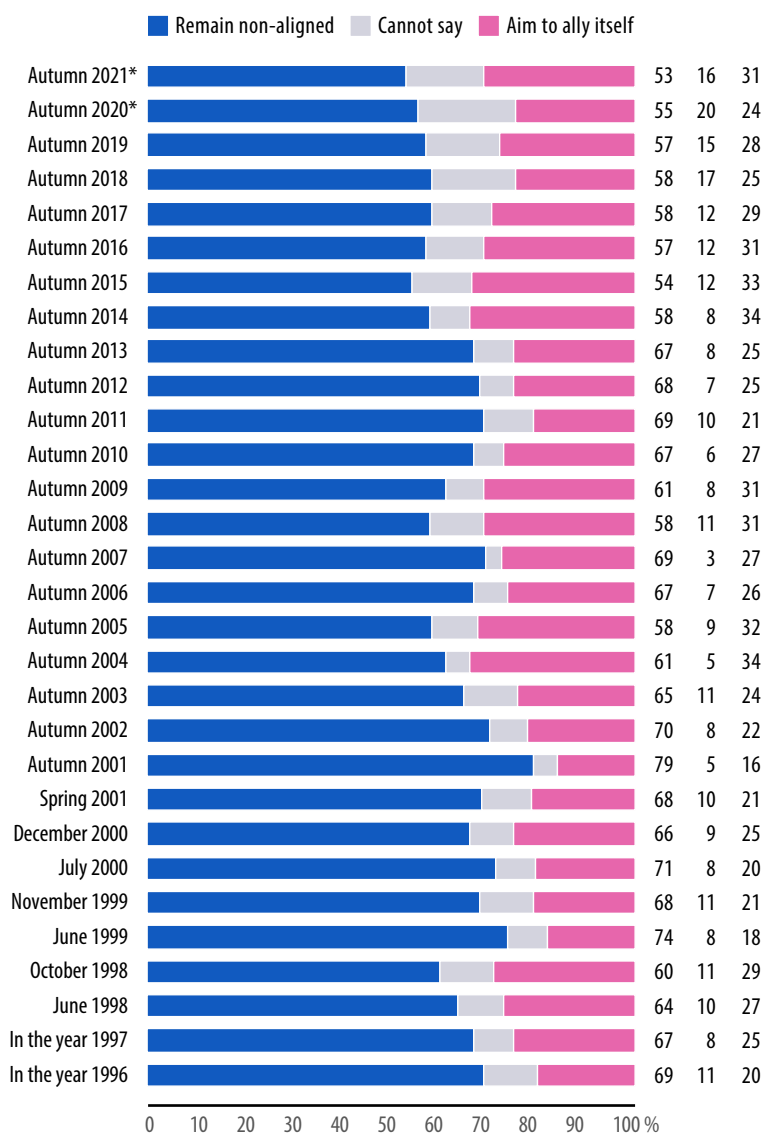


Figure 9. Military alignment or non-alignment. "In your opinion, should Finland remain militarily non-aligned or should Finland aim to ally itself militarily?"



*) The survey method was combination of face-to-face interviews and internet panel

Figure 10. Nato membership. "In your opinion, should Finland seek membership in Nato?"

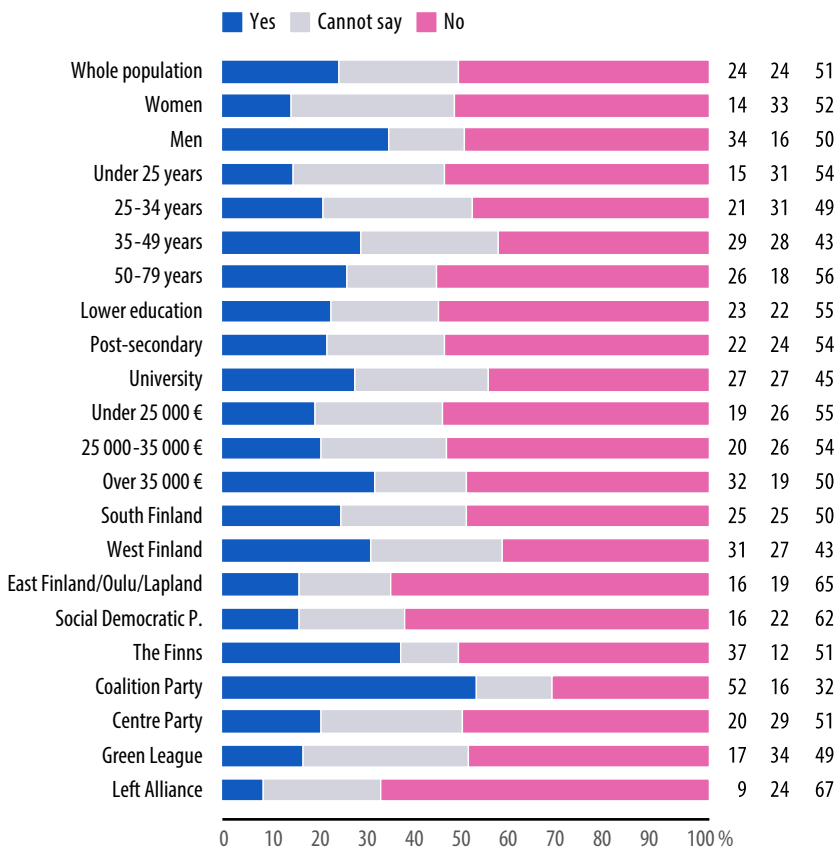
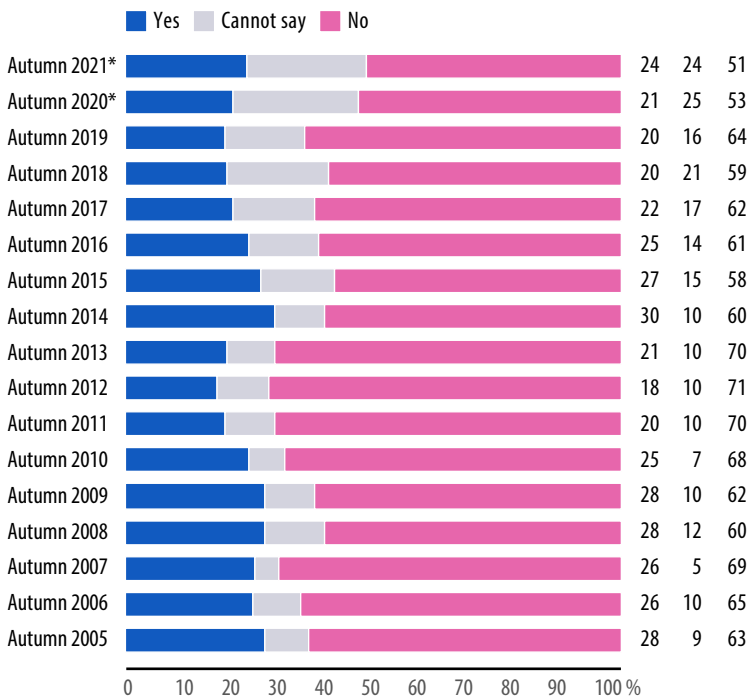


Figure 11. Nato membership. "In your opinion, should Finland seek membership in Nato?"



*) The survey method was combination of face-to-face interviews and internet panel

Figure 12. The impact of various factors on Finland's security. "How do you assess the impact of the following factors on Finland's security?"

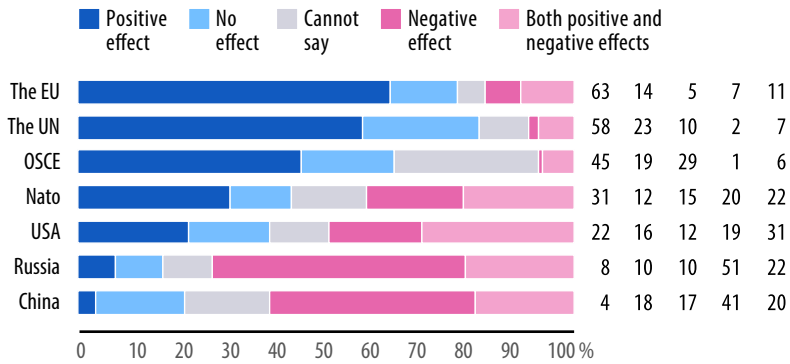
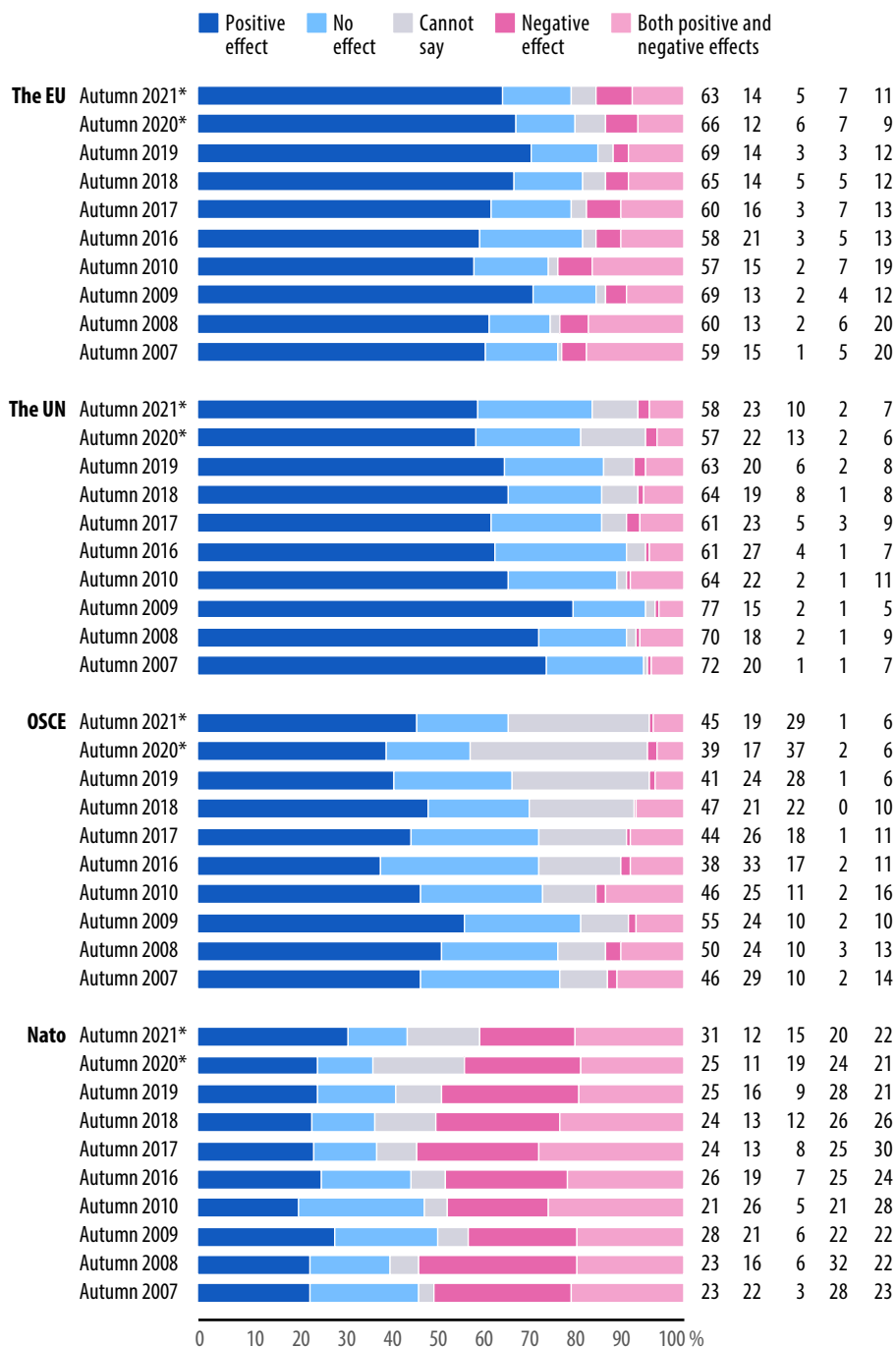
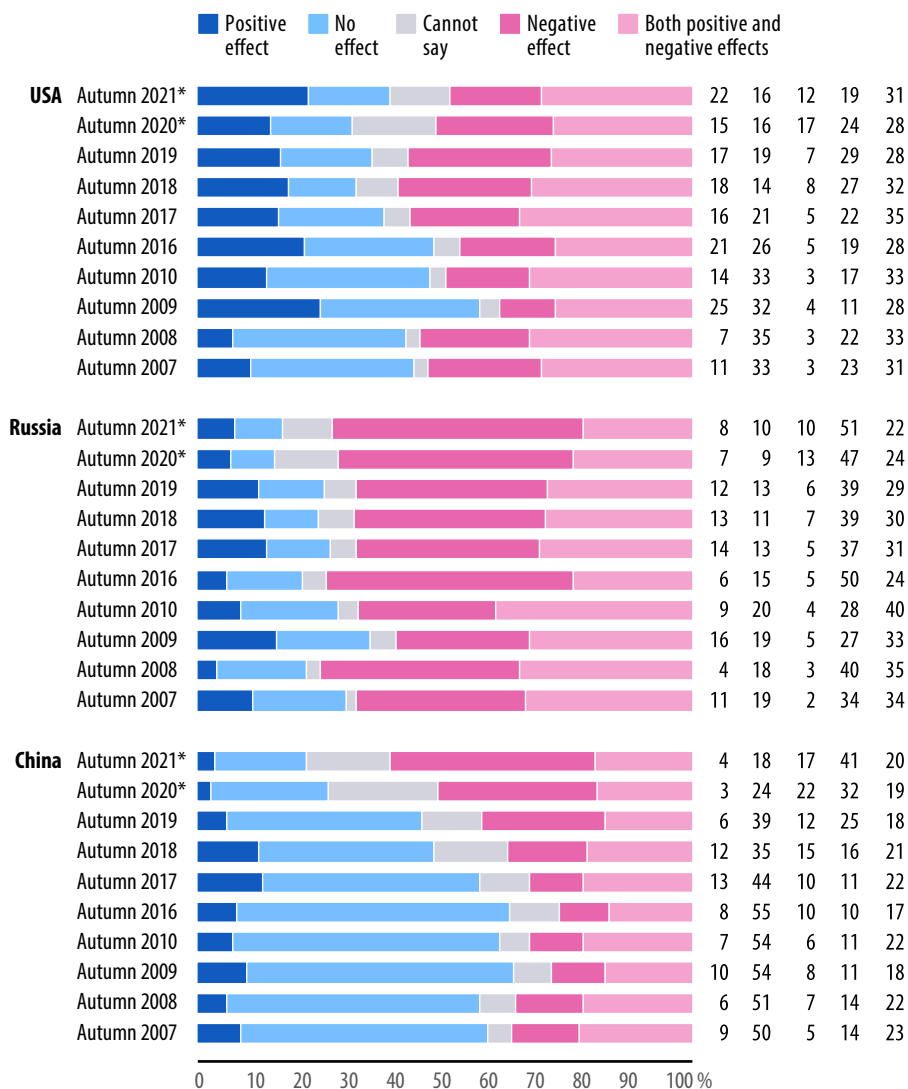


Figure 13. The impact of various factors on Finland's security (I). "How do you assess the impact of the following factors on Finland's security?"



*) The survey method was combination of face-to-face interviews and internet panel

Figure 14. The impact of various factors on Finland's security (II). "How do you assess the impact of the following factors on Finland's security?"



*) The survey method was combination of face-to-face interviews and internet panel

Figure 15. The conduct of defence policy in Finland. "In your opinion, how well or how poorly has Finland's defence policy been conducted in recent years?"

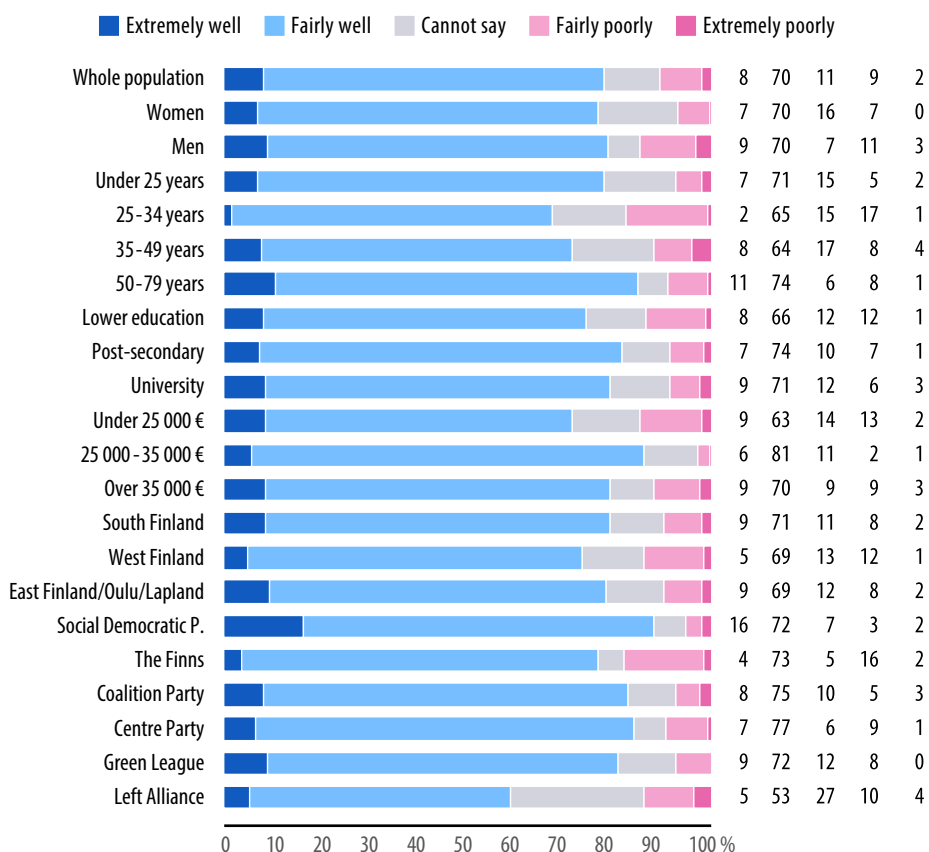
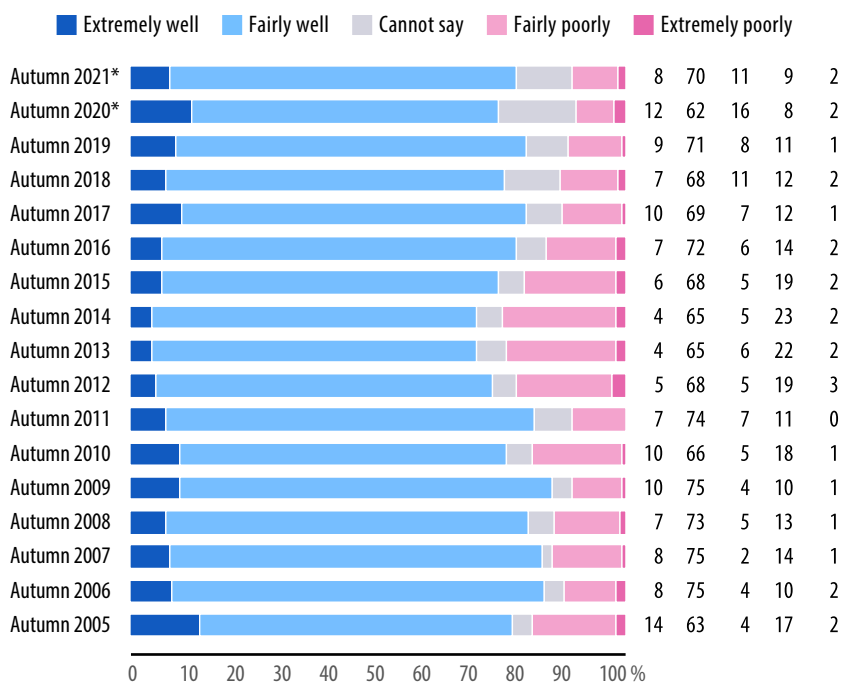


Figure 16. The conduct of defence policy in Finland. "In your opinion, how well or how poorly has Finland's defence policy been conducted in recent years?"



*) The survey method was combination of face-to-face interviews and internet panel

Figure 17. The will to defend the nation. "If Finland were attacked, should Finns, in your opinion, take up arms to defend themselves in all situations, even if the outcome seemed uncertain?"

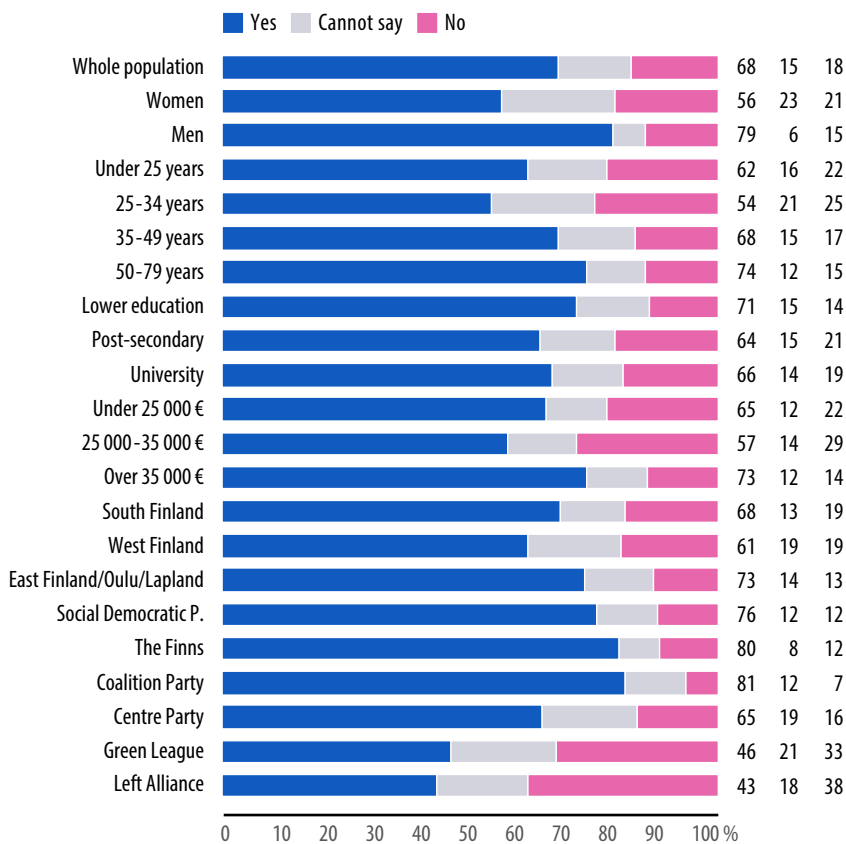
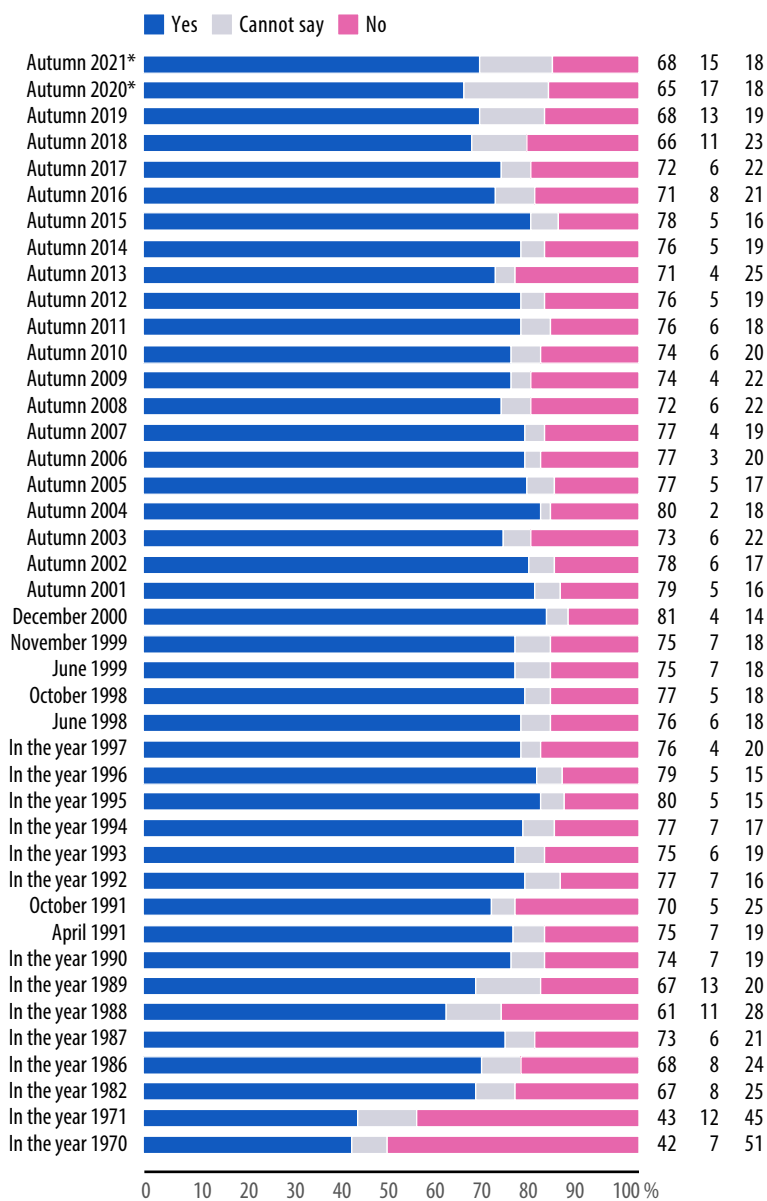


Figure 18. The will to defend the nation. "If Finland were attacked, should Finns, in your opinion, take up arms to defend themselves in all situations, even if the outcome seemed uncertain?"



*) The survey method was combination of face-to-face interviews and internet panel

Figure 19. The will to defend the country (personal level). "If Finland is attacked, would you personally be ready to take part in national defence tasks according to your competences and skills?"

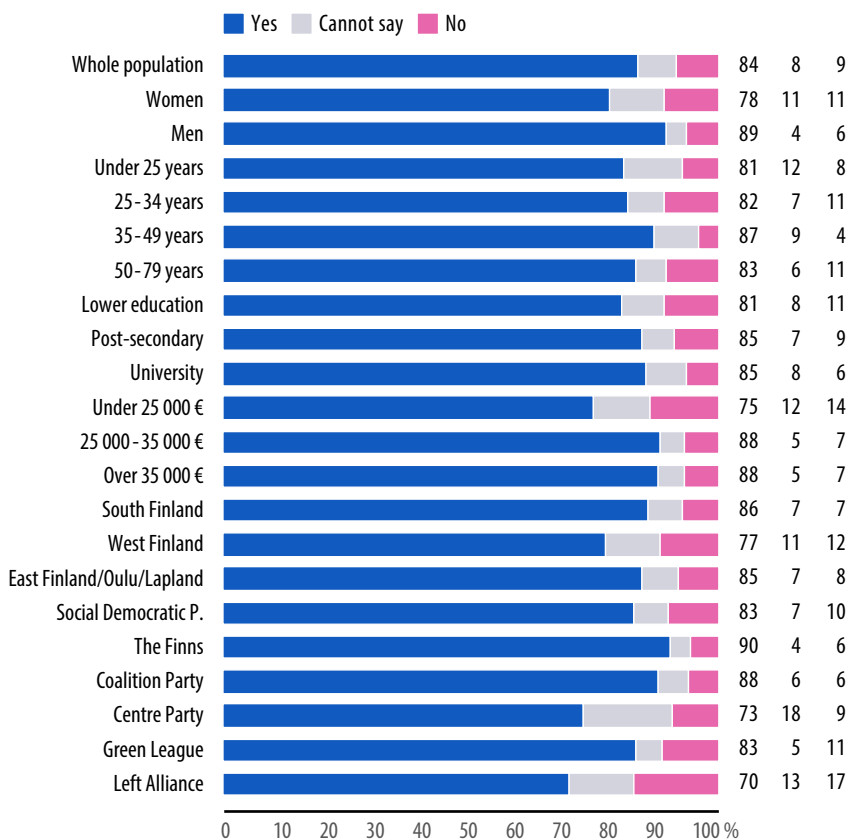
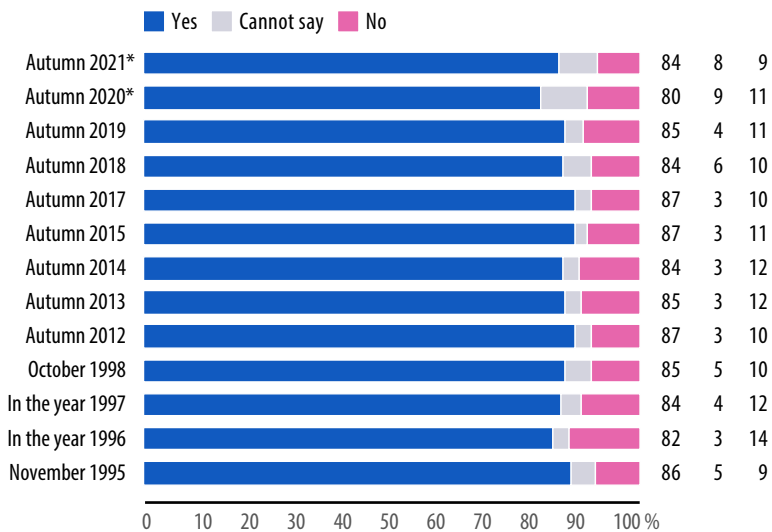


Figure 20. The will to defend the country (personal level). "If Finland is attacked, would you personally be ready to take part in national defence tasks according to your competences and skills?"



*) The survey method was combination of face-to-face interviews and internet panel

Figure 21. Confidence in Finland's military defence capability. "Do you trust the Defence Forces' ability to defend Finland against various military threats?"

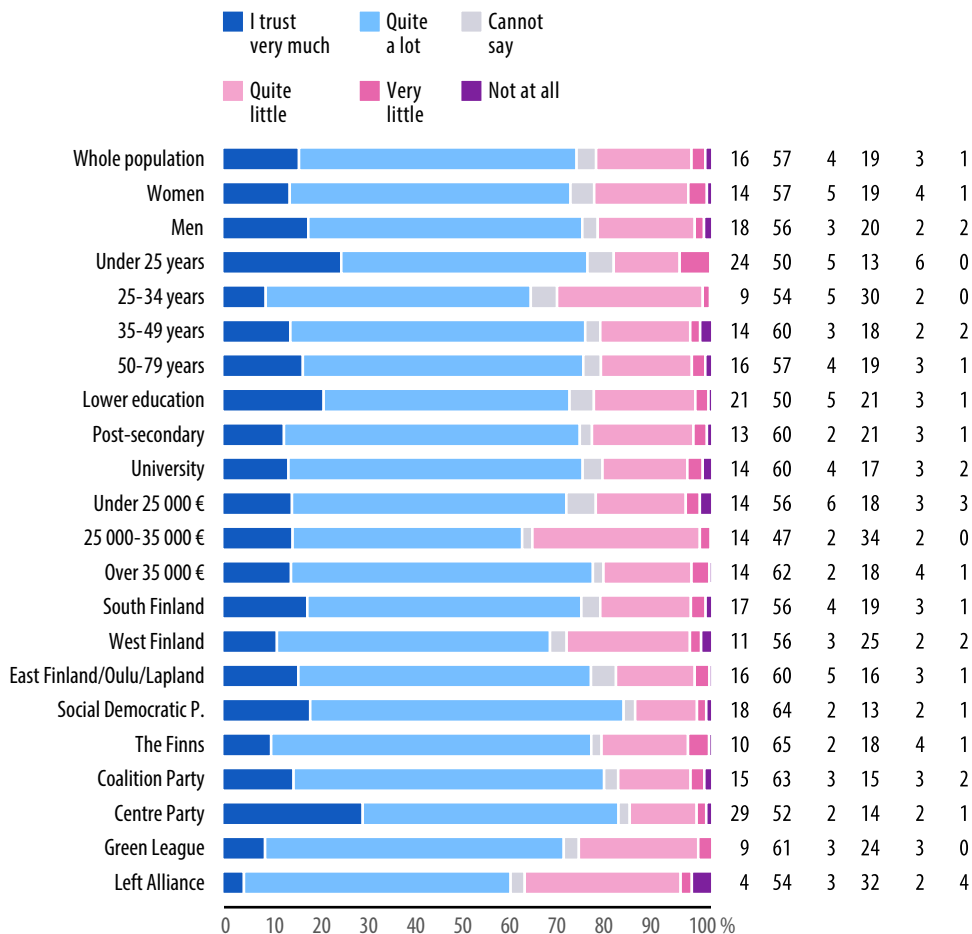


Figure 22. Defence appropriations. "What is your opinion on funds allocated to the Defence Forces?"

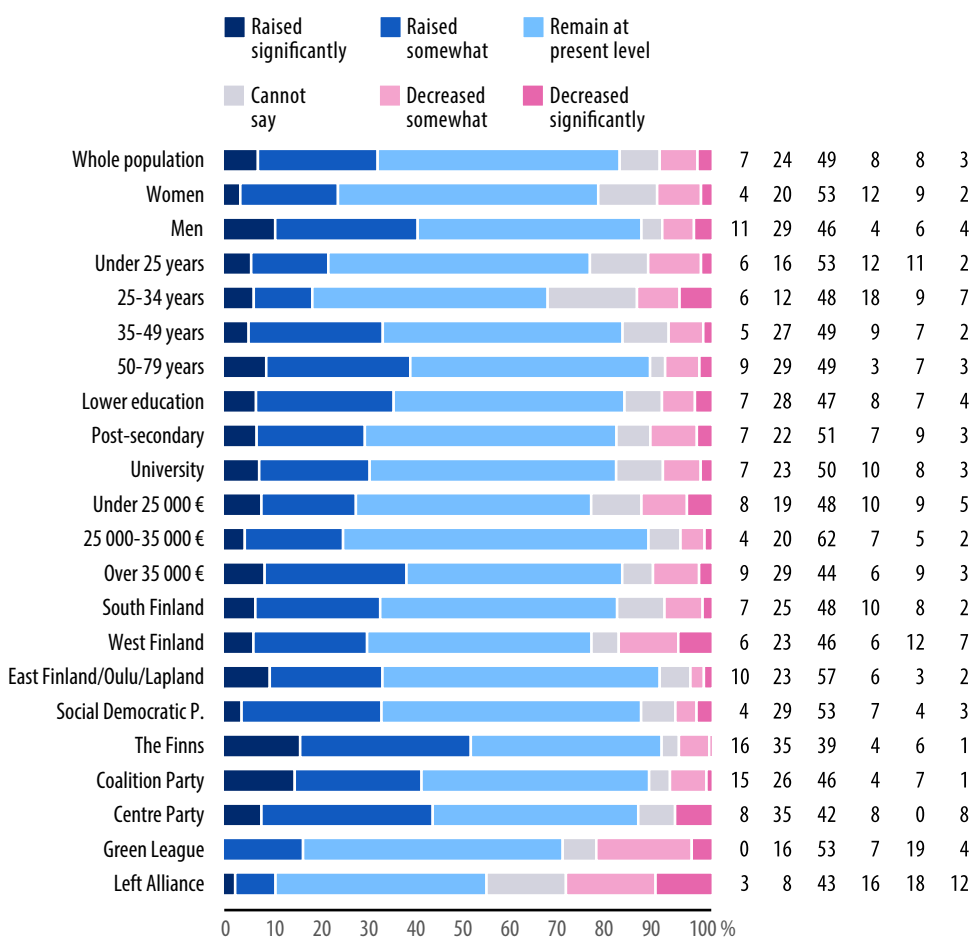
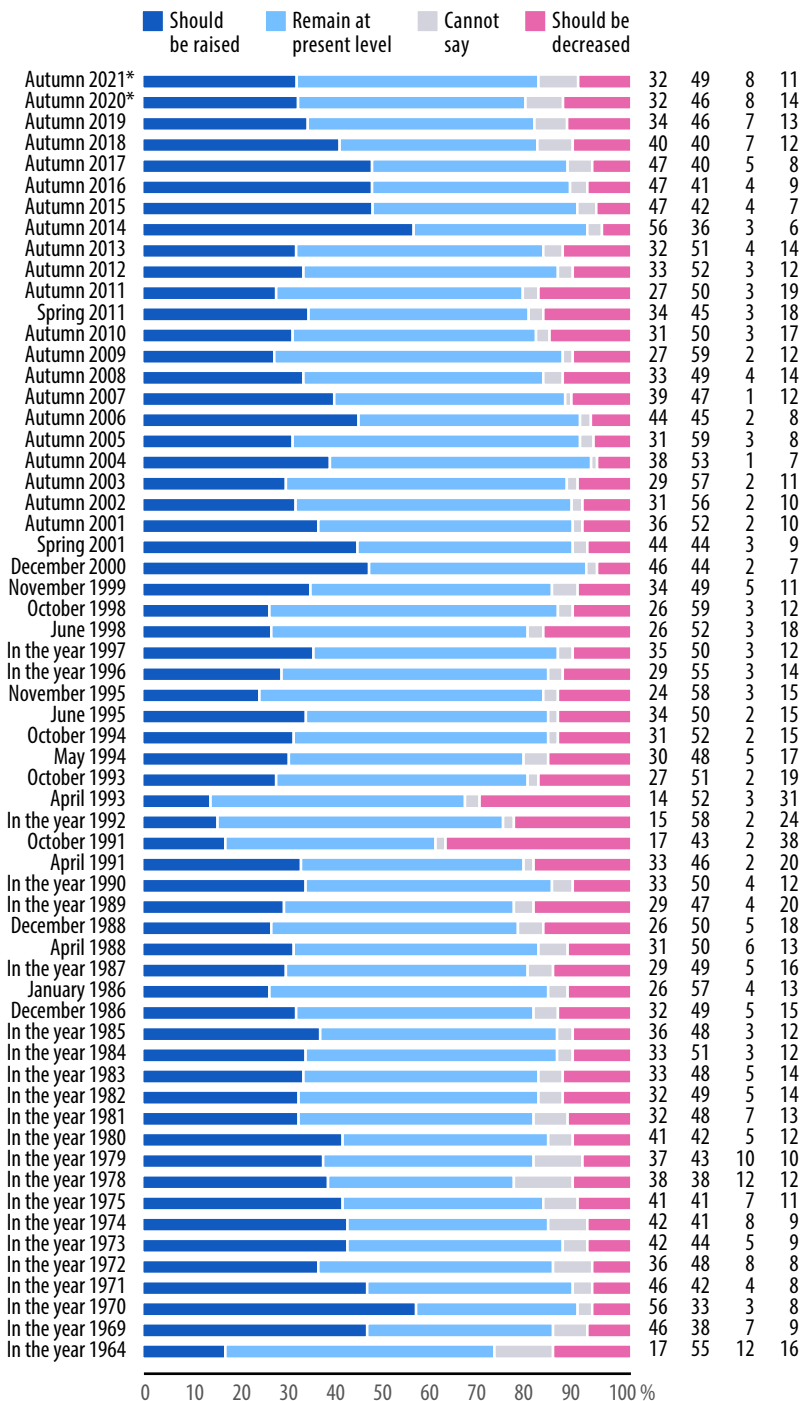
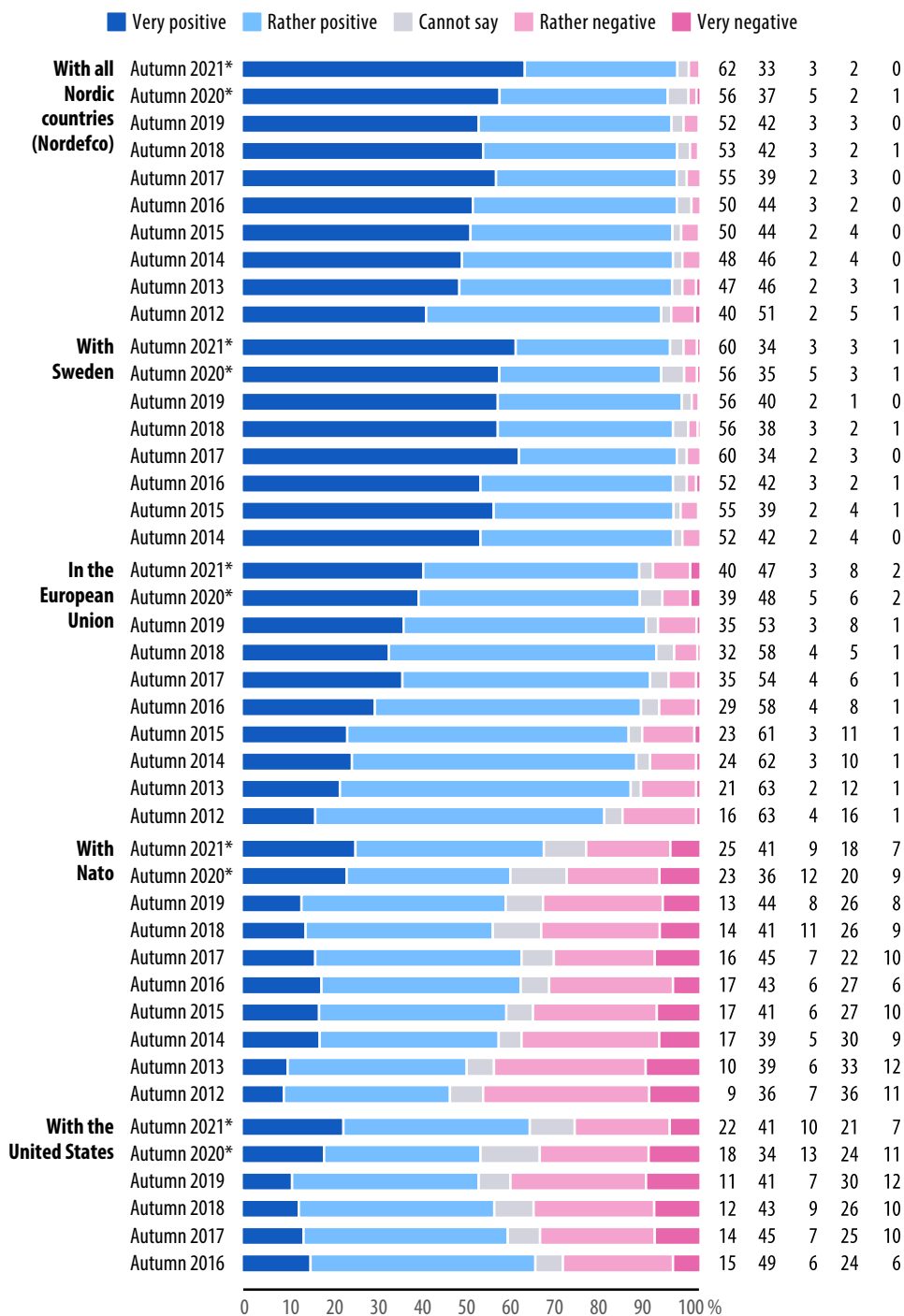


Figure 23. Defence appropriations. "What is your opinion on funds allocated to the Defence Forces?"



*) The survey method was combination of face-to-face interviews and internet panel

Figure 24. Military cooperation. "Finland conducts military cooperation with Sweden, other Nordic countries, Nato and the European Union. What is your view on cooperation?"



*) The survey method was combination of face-to-face interviews and internet panel

Figure 25. Military cooperation with all Nordic countries (Nordefco). "Finland conducts military cooperation with all Nordic countries. What is your view on cooperation?"

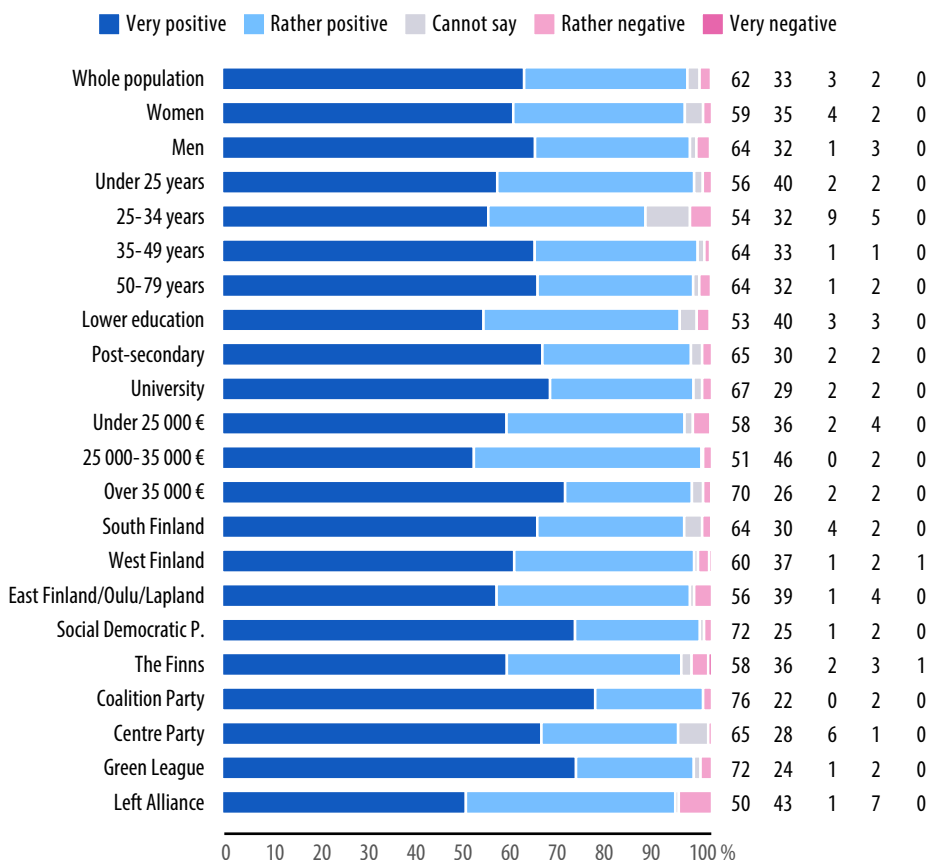


Figure 26. Military cooperation with Sweden. "Finland conducts military cooperation with Sweden. What is your view on cooperation?"

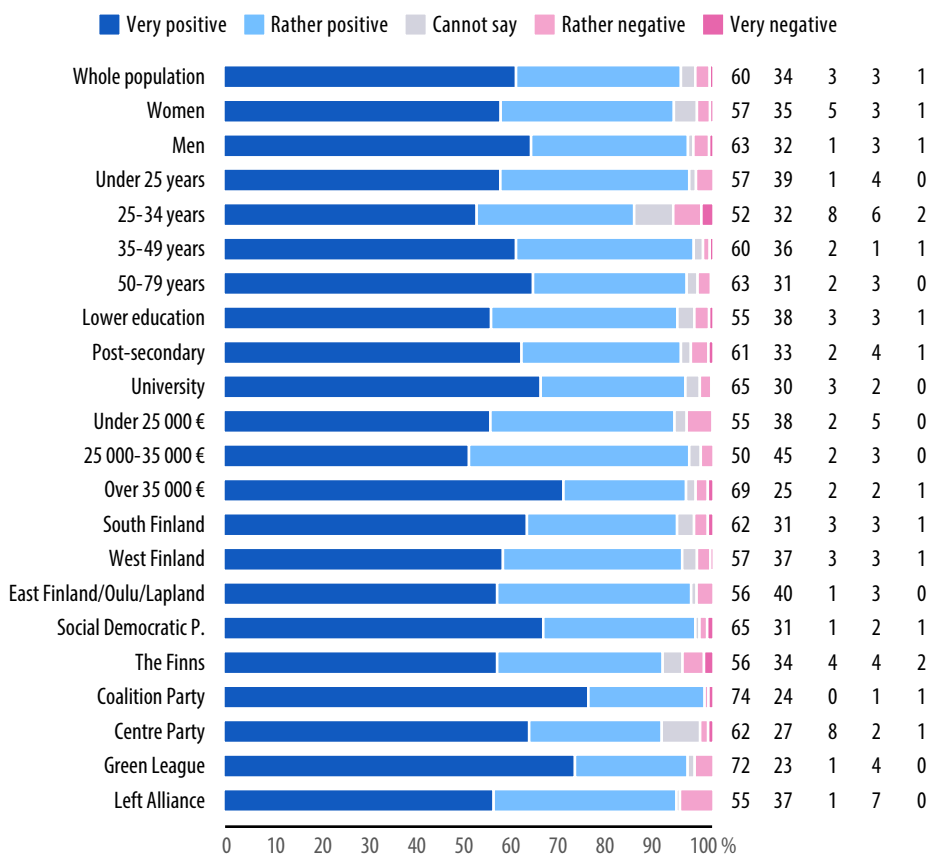


Figure 27. Military cooperation in the European Union. "Finland conducts military cooperation with the European union. What is your view on cooperation?"

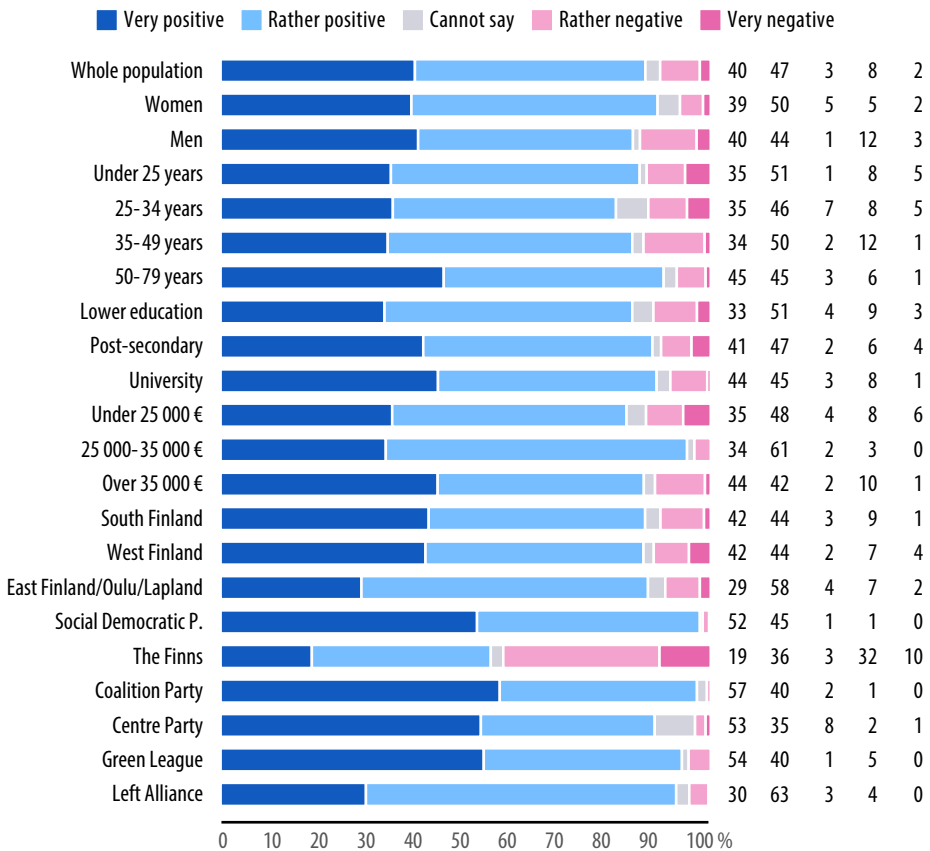


Figure 28. Military cooperation with Nato. "Finland conducts military cooperation with Nato. What is your view on cooperation?"

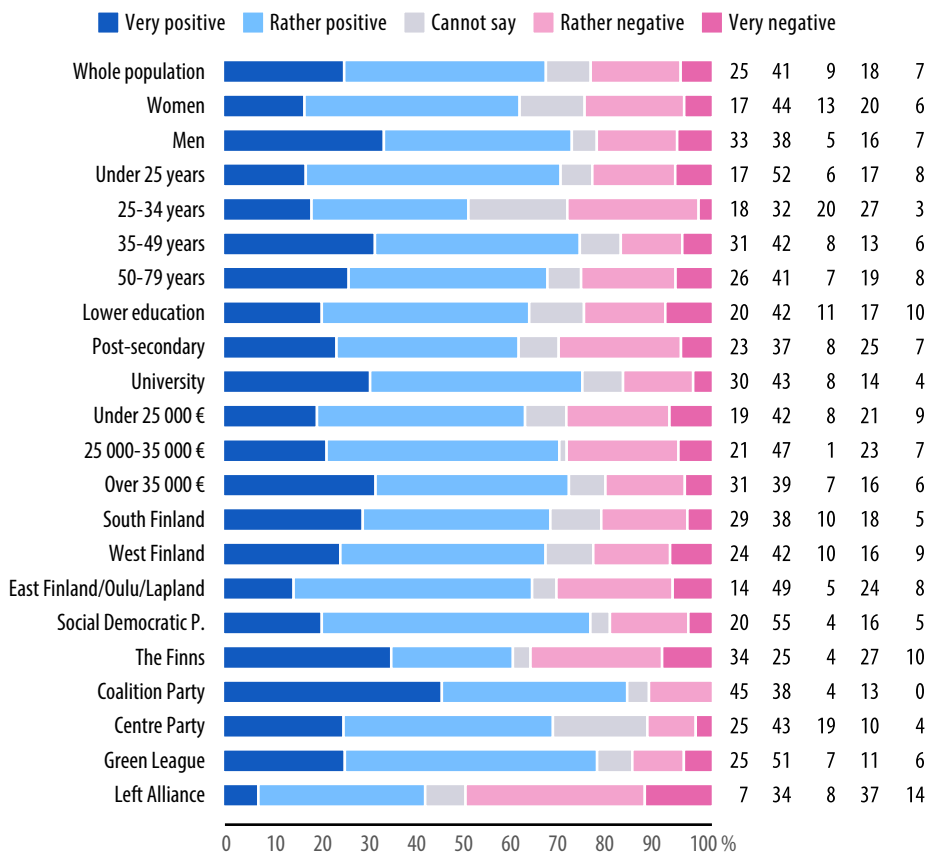


Figure 29. Military cooperation with the United States. "Finland conducts military cooperation with the United States. What is your view on cooperation?"

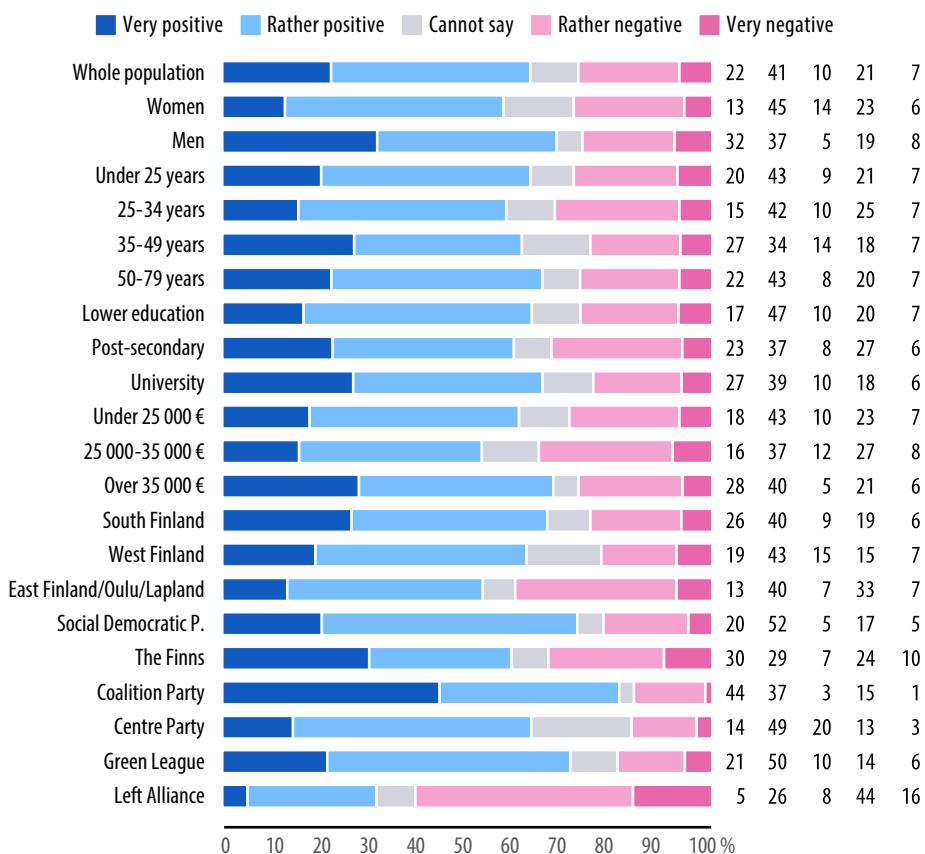
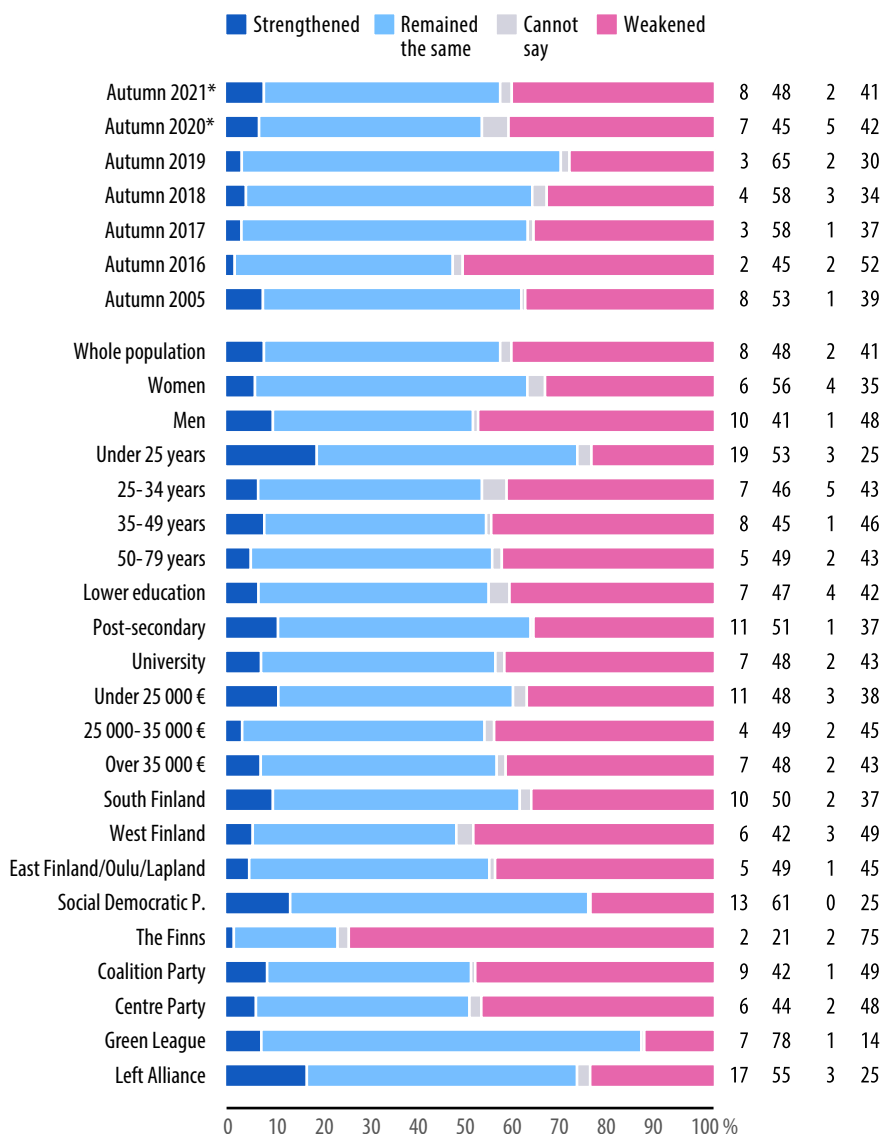


Figure 30. Confidence in the future of the European Union. "What kind of confidence do you have in the future of the European Union? In the last two years, has your confidence been strengthened, weakened or has it remained the same?"



*) The survey method was combination of face-to-face interviews and internet panel

Figure 31. Cooperation between the European Union and NATO. "What is your view on the cooperation between the European Union and NATO to increase European security?"

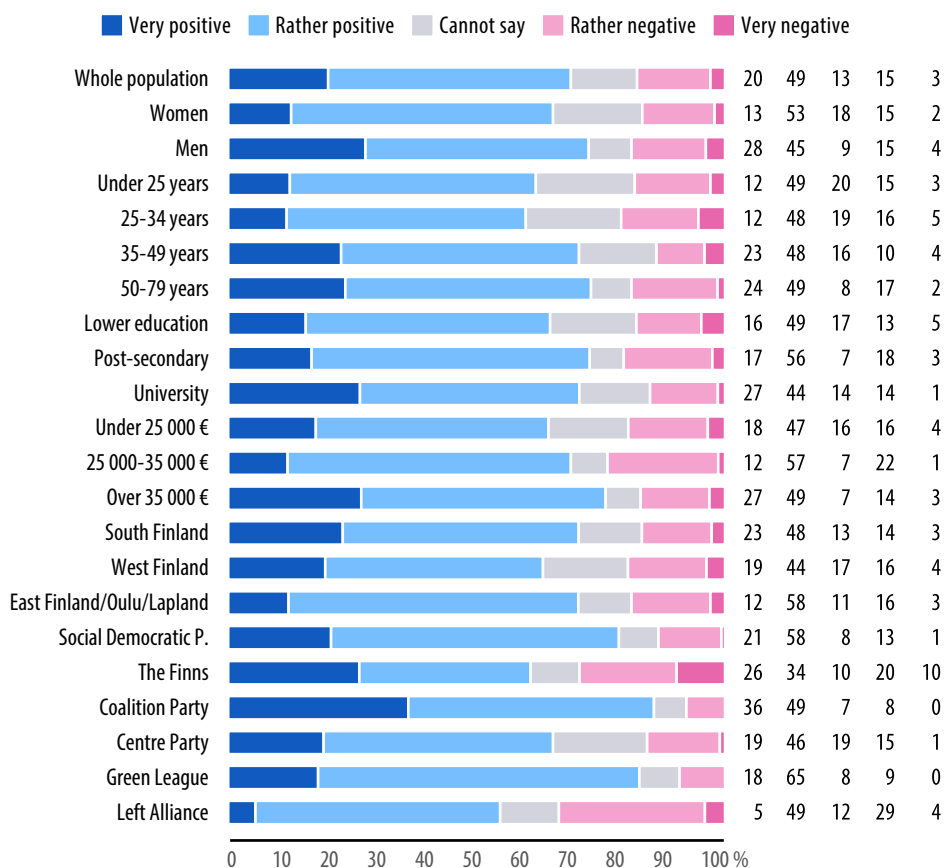


Figure 32. The military situation in Finland's near environs. "What is your estimate of the military situation in Finland's near environs during the next decade?"

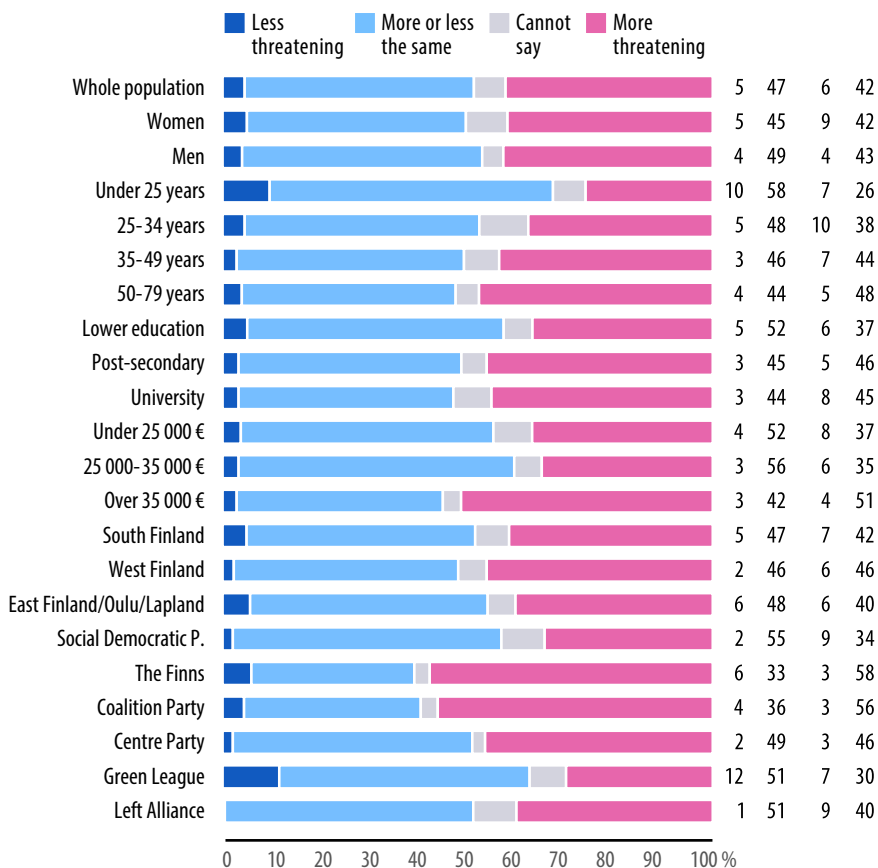
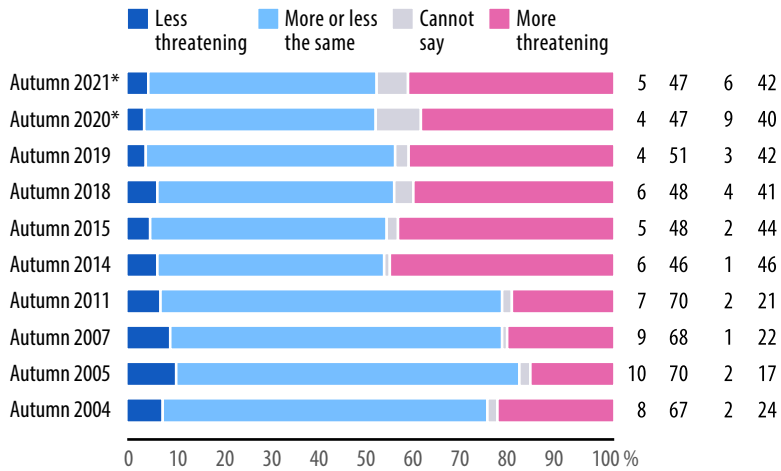


Figure 33. The military situation in Finland's near environs. "What is your estimate of the military situation in Finland's near environs during the next decade?"



*) The survey method was combination of face-to-face interviews and internet panel

Figure 34. Factors affecting security. "How do you assess the following phenomena and factors? How do they affect the security of Finland and Finns?"

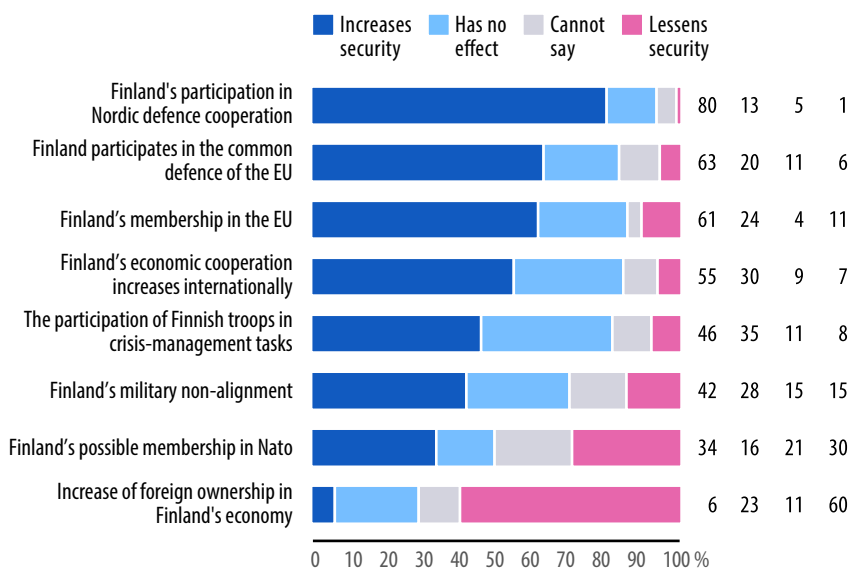
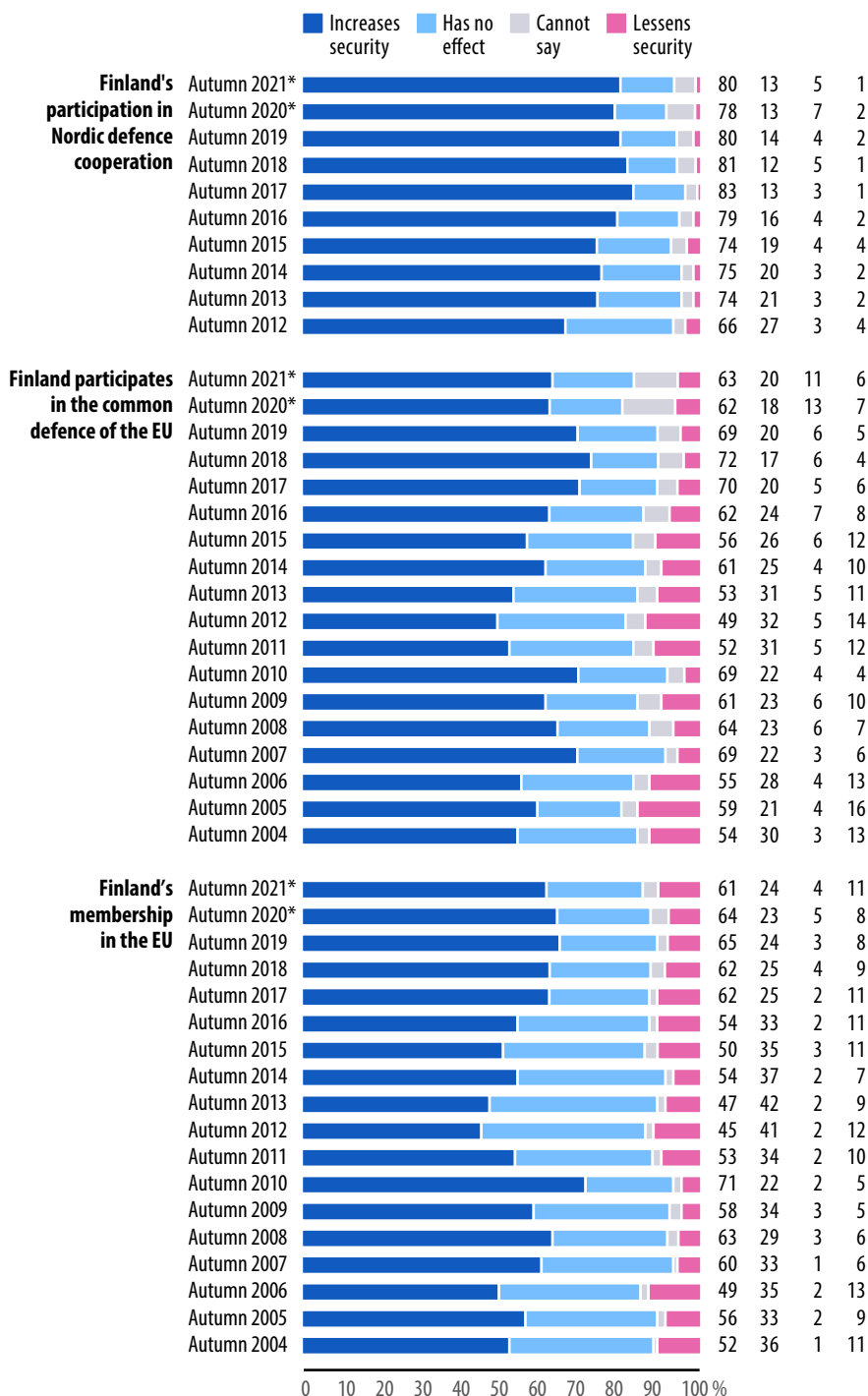
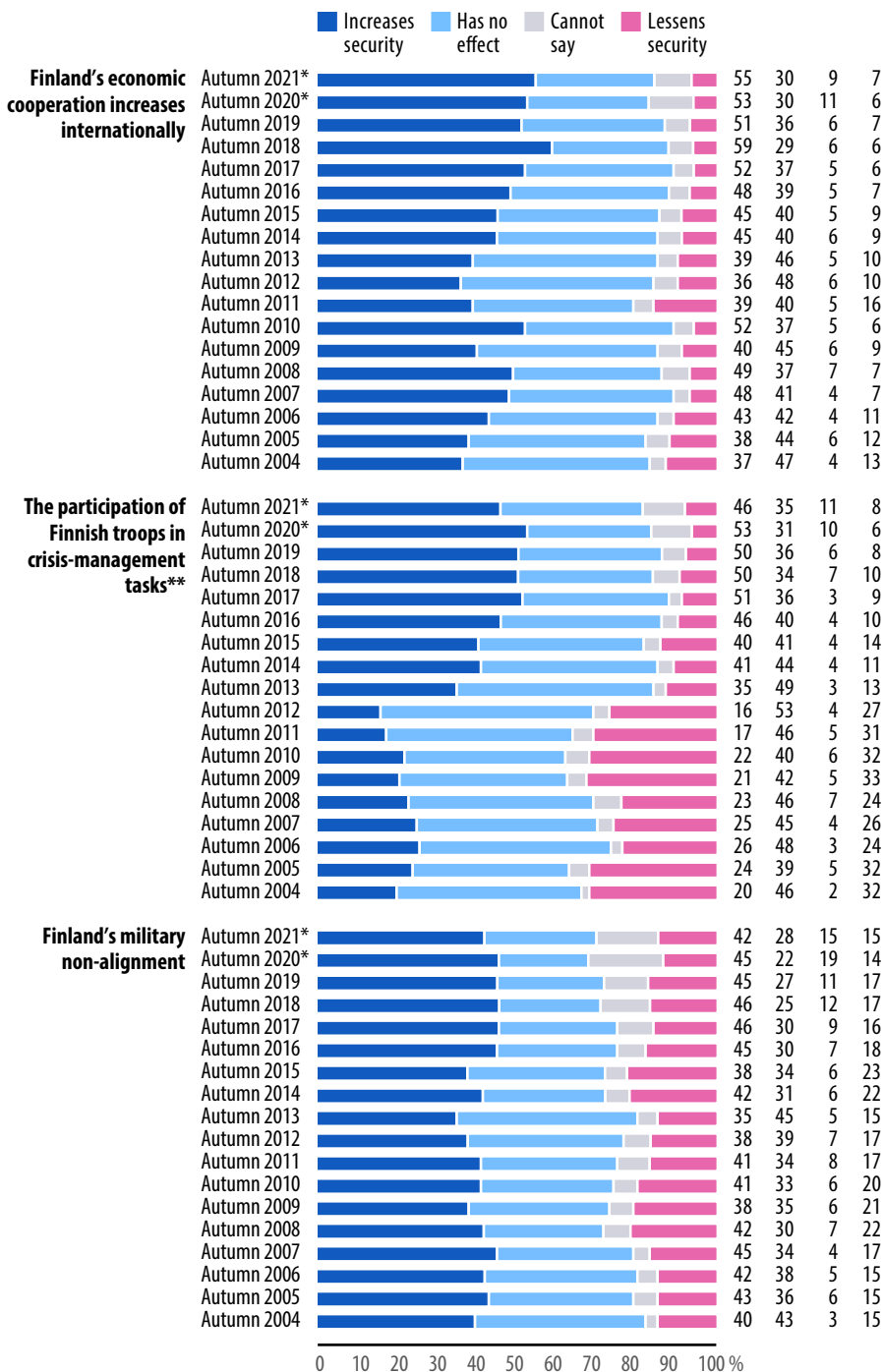


Figure 35. Factors affecting security (I). "How do you assess the following phenomena and factors? How do they affect the security of Finland and Finns?"



*) The survey method was combination of face-to-face interviews and internet panel

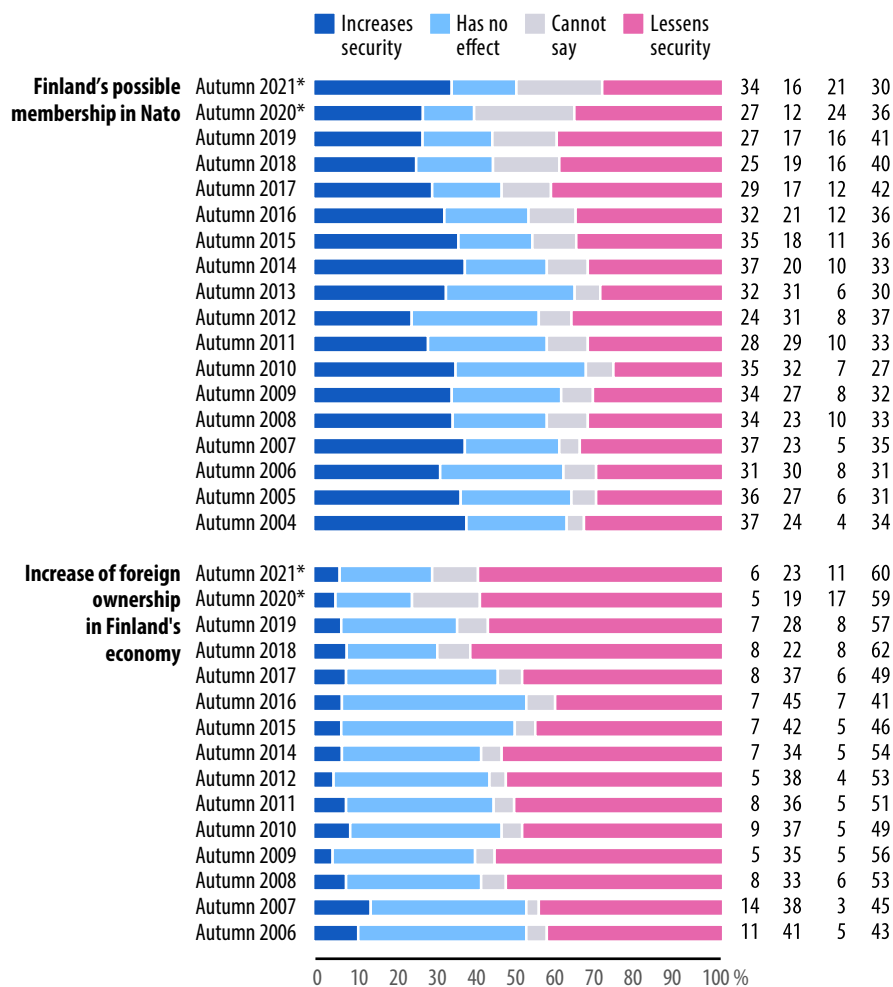
Figure 36. Factors affecting security (II). "How do you assess the following phenomena and factors? How do they affect the security of Finland and Finns?"



*) The survey method was combination of face-to-face interviews and internet panel

***) 2004-2012 The participation of Finnish troops in crisis-management tasks in war zones

Figure 37. Factors affecting security (III). "How do you assess the following phenomena and factors? How do they affect the security of Finland and Finns?"



*) The survey method was combination of face-to-face interviews and internet panel

Figure 38. Factors causing concern among the citizens. "How would you assess the following phenomena and actors? To what extent do they make you worry about the future?"

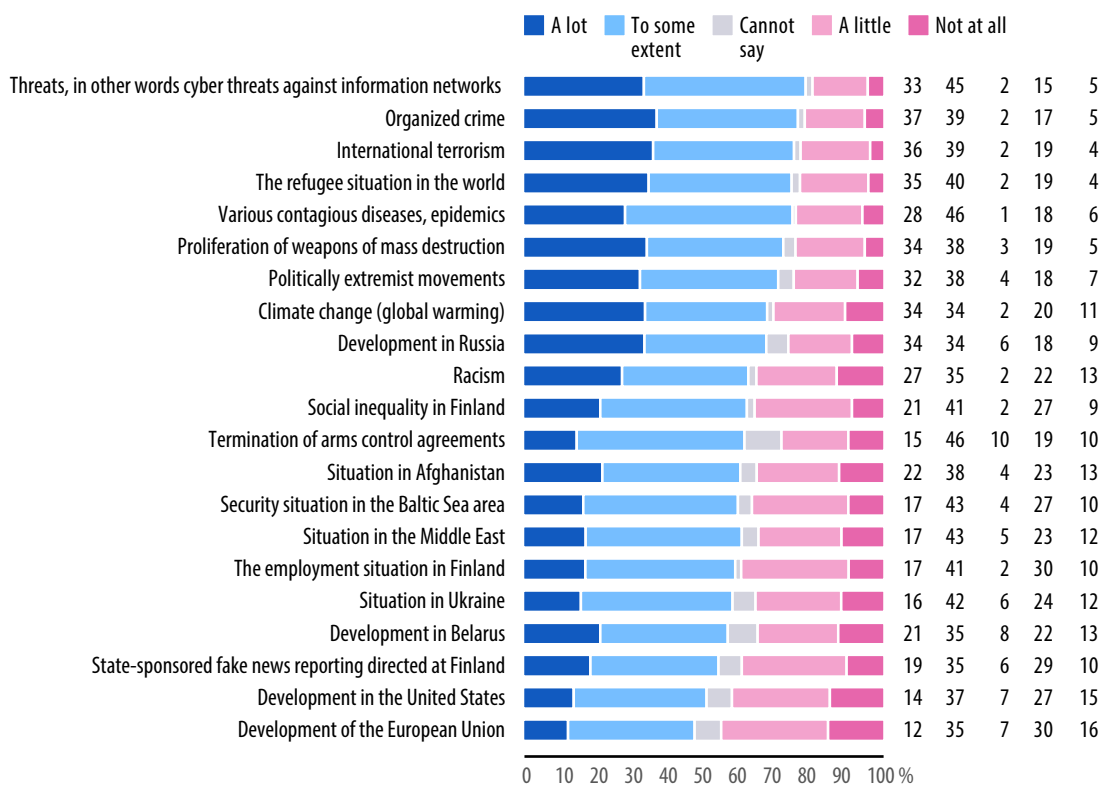
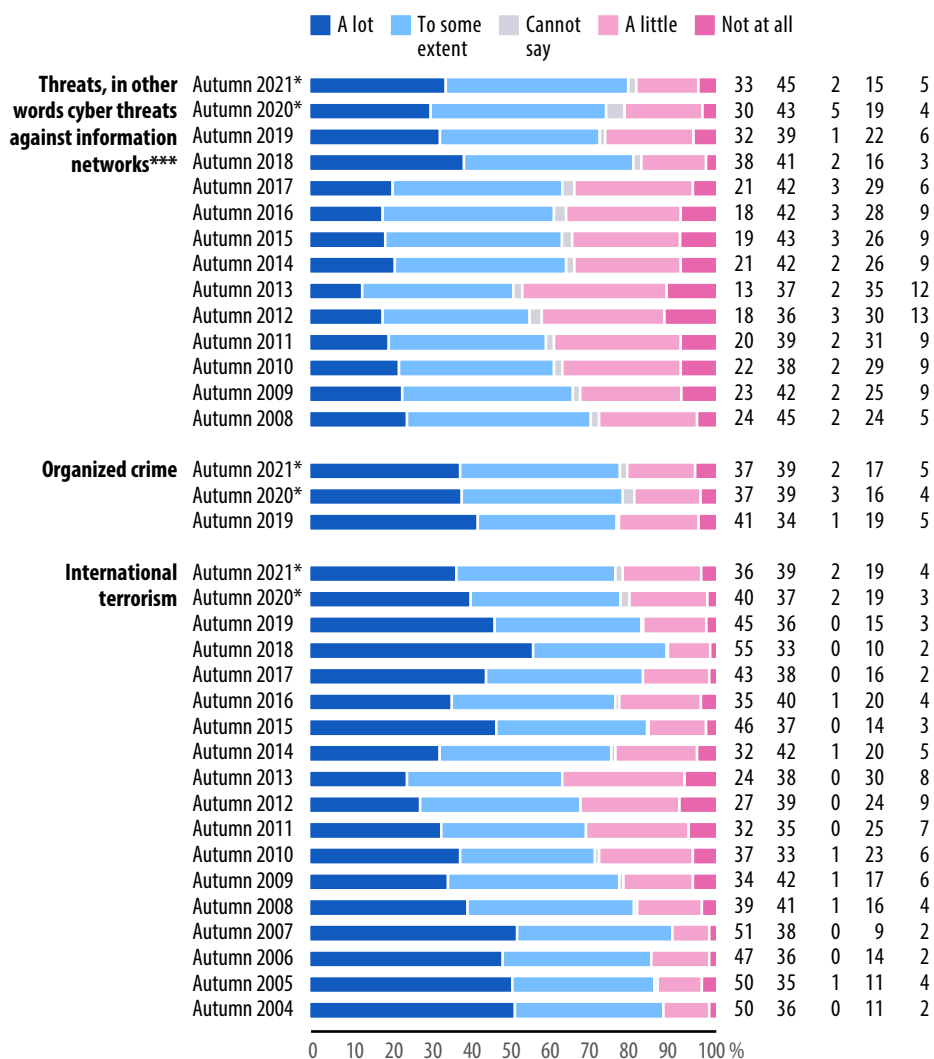


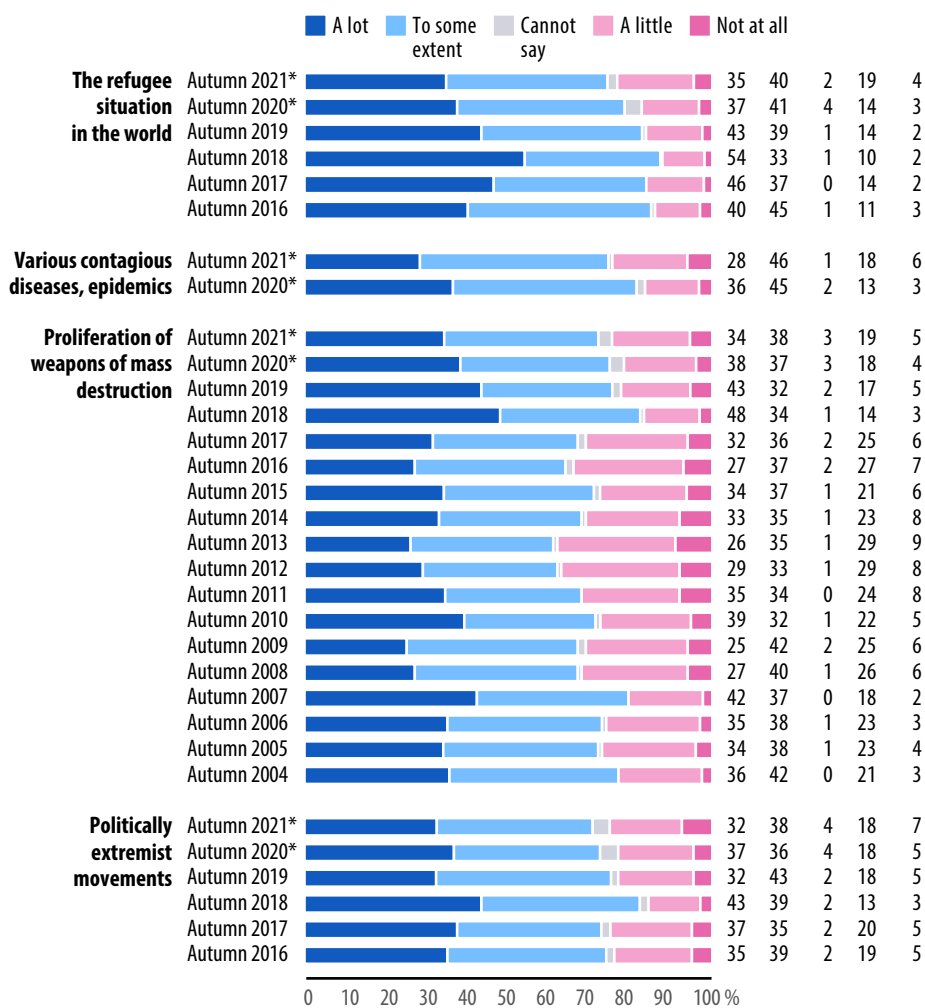
Figure 39. Factors causing concern among the citizens (I). "How would you assess the following phenomena and actors? To what extent do they make you worry about the future?"



*) The survey method was combination of face-to-face interviews and internet panel

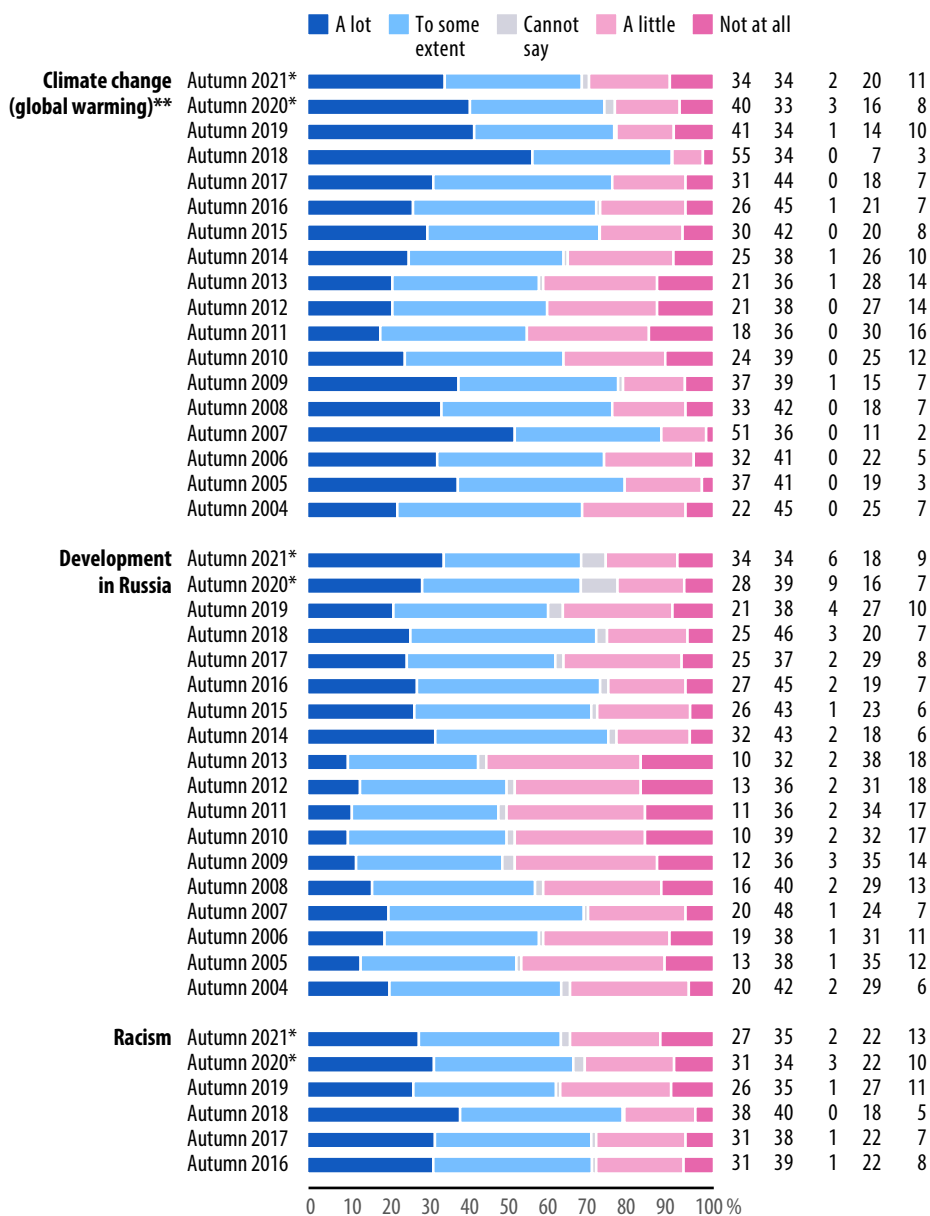
***) v. 2008–2012 Tietoverkkoihin kohdistuva rikollisuus

Figure 40. Factors causing concern among the citizens (II). "How would you assess the following phenomena and actors? To what extent do they make you worry about the future?"



*) The survey method was combination of face-to-face interviews and internet panel

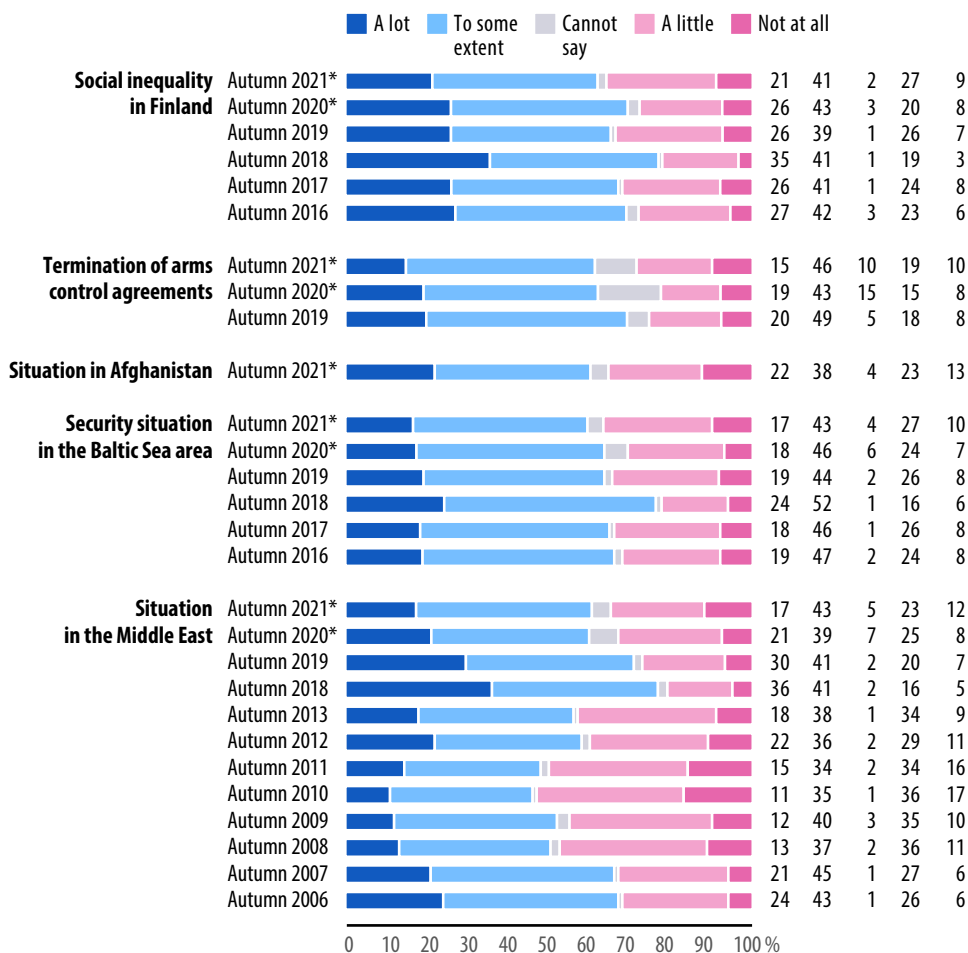
Figure 41. Factors causing concern among the citizens (III). "How would you assess the following phenomena and actors? To what extent do they make you worry about the future?"



*) The survey method was combination of face-to-face interviews and internet panel

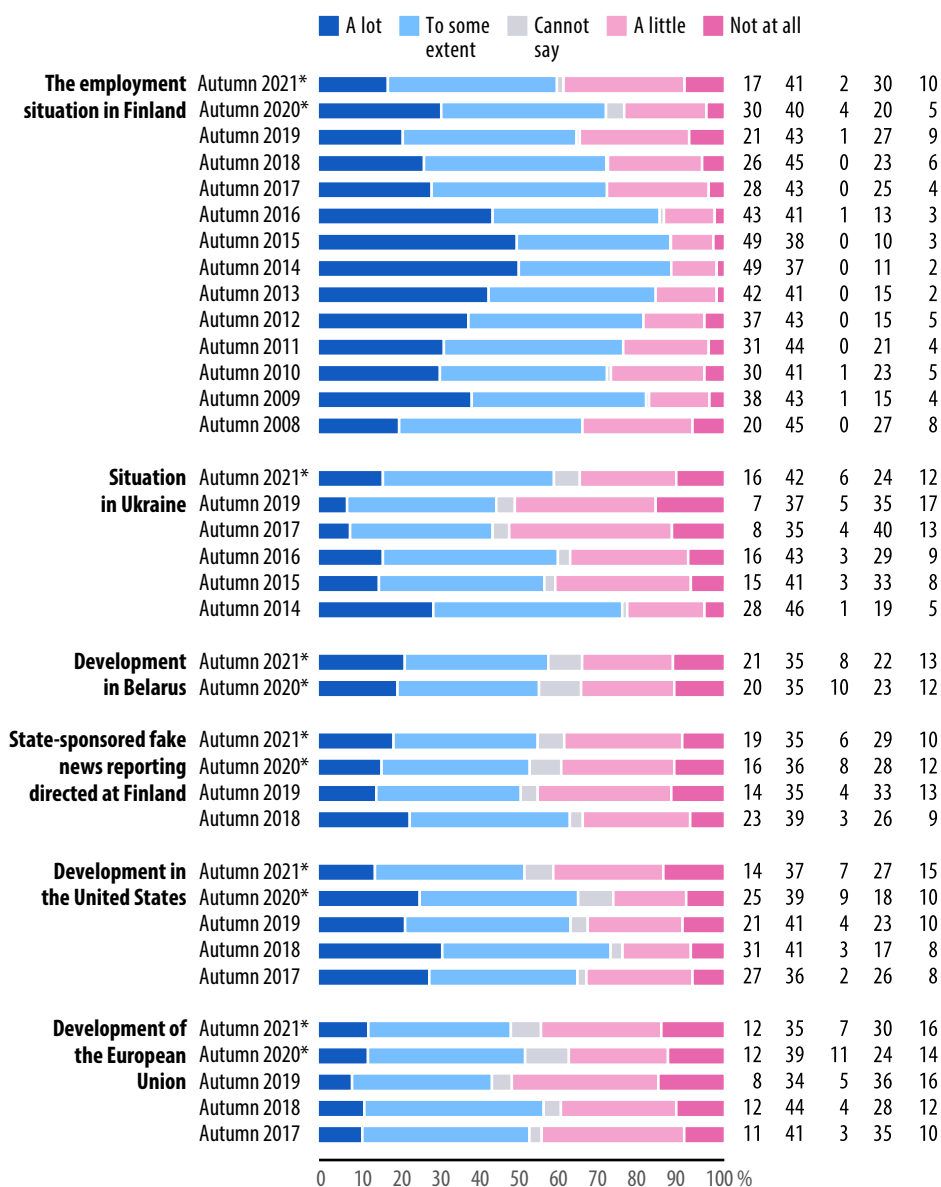
**) 2004-2015 Global warming

Figure 42. Factors causing concern among the citizens (IV). "How would you assess the following phenomena and actors? To what extent do they make you worry about the future?"



*) The survey method was combination of face-to-face interviews and internet panel

Figure 43. Factors causing concern among the citizens (V). "How would you assess the following phenomena and actors? To what extent do they make you worry about the future?"



*) The survey method was combination of face-to-face interviews and internet panel

Figure 44. Preparedness for various threats. "How well do you think Finland has prepared for the following security threats?"

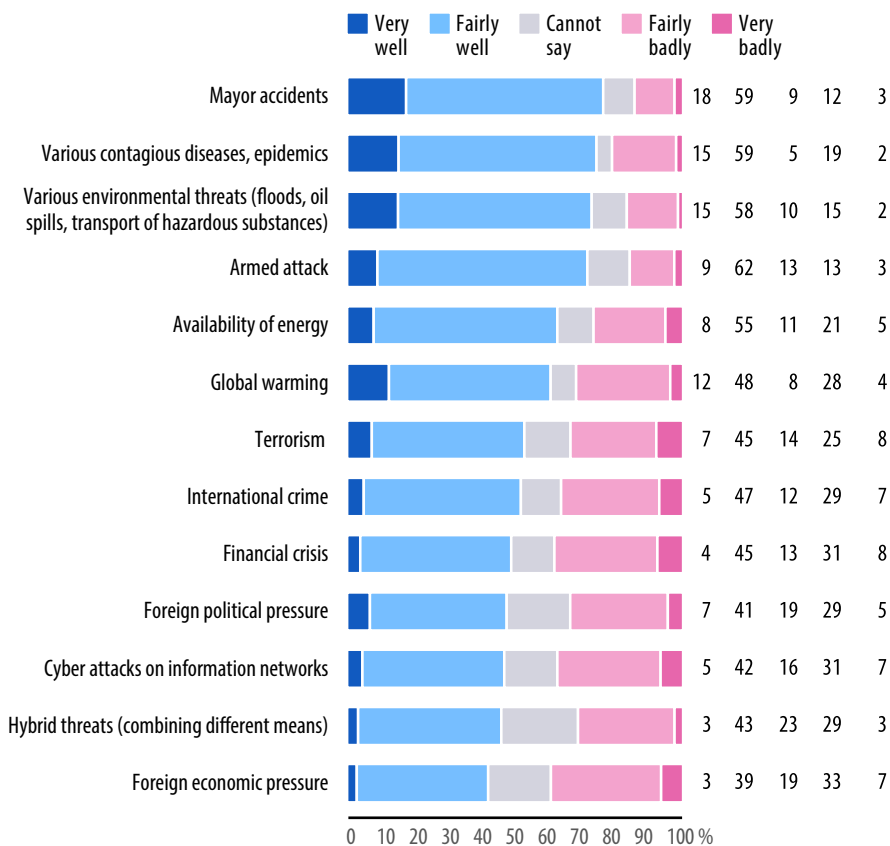
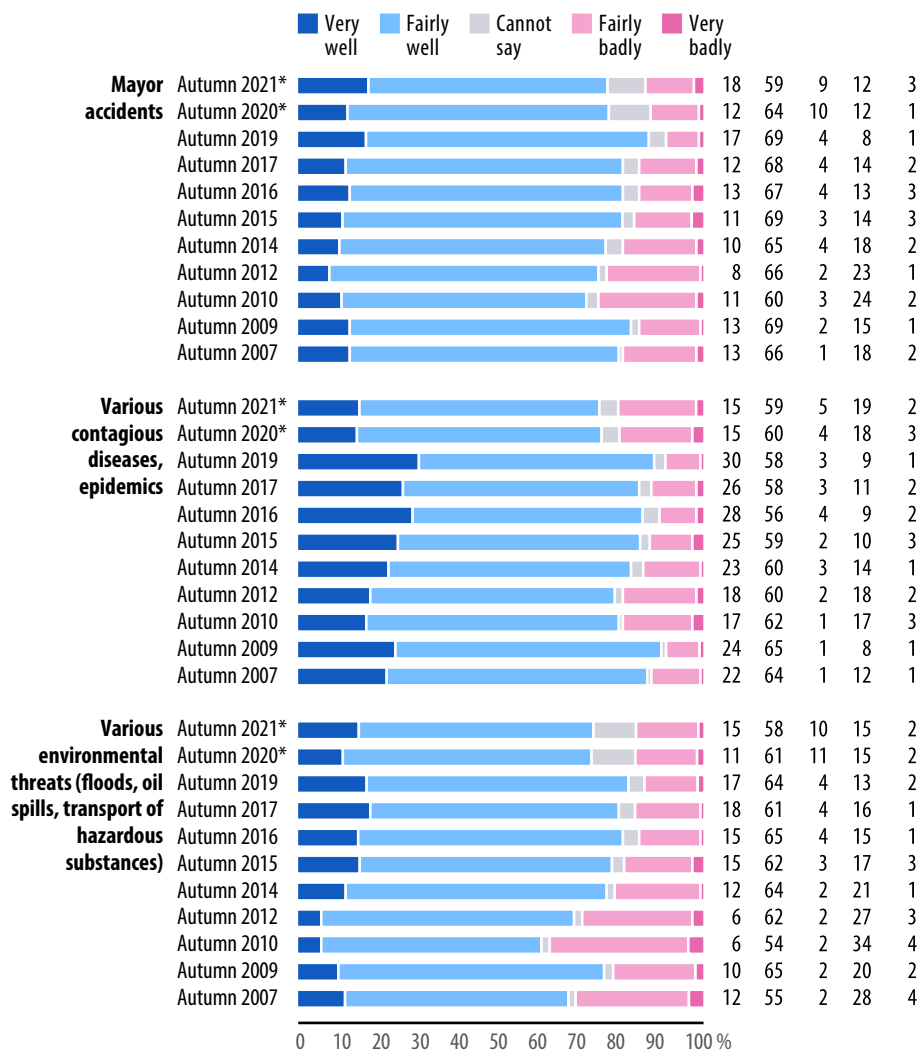
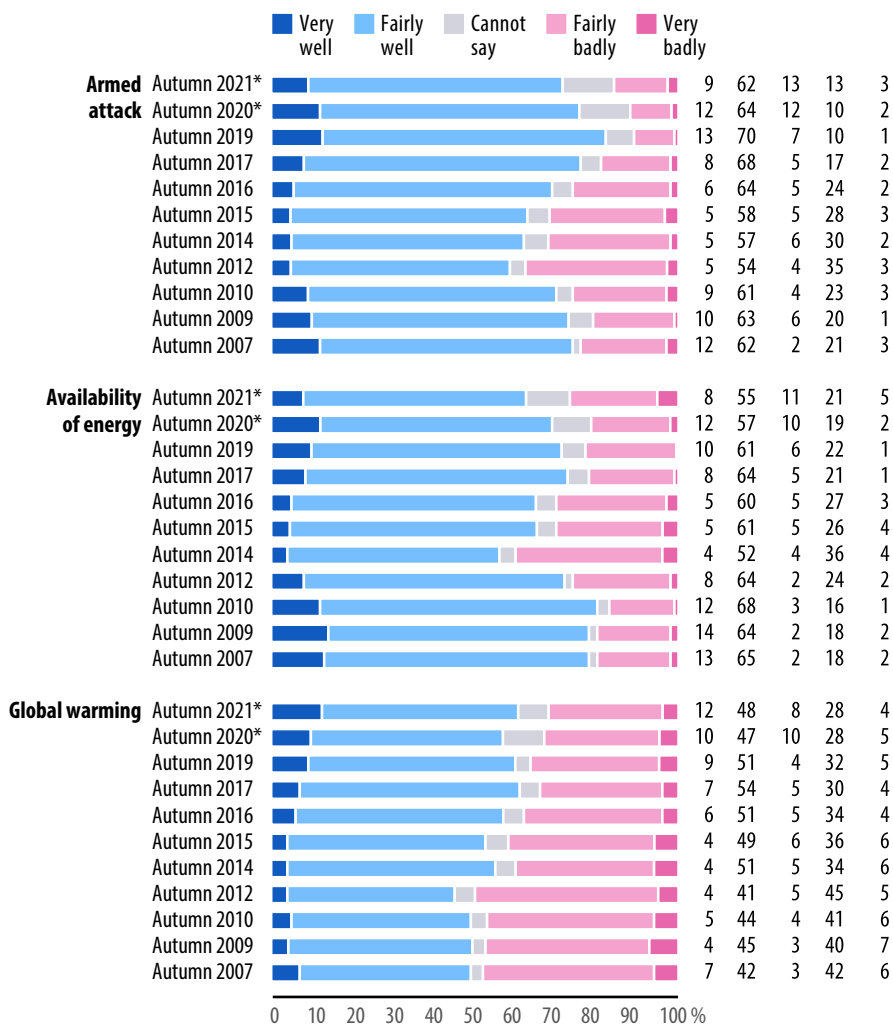


Figure 45. Preparedness for various threats (I). "How well do you think Finland has prepared for the following security threats?"



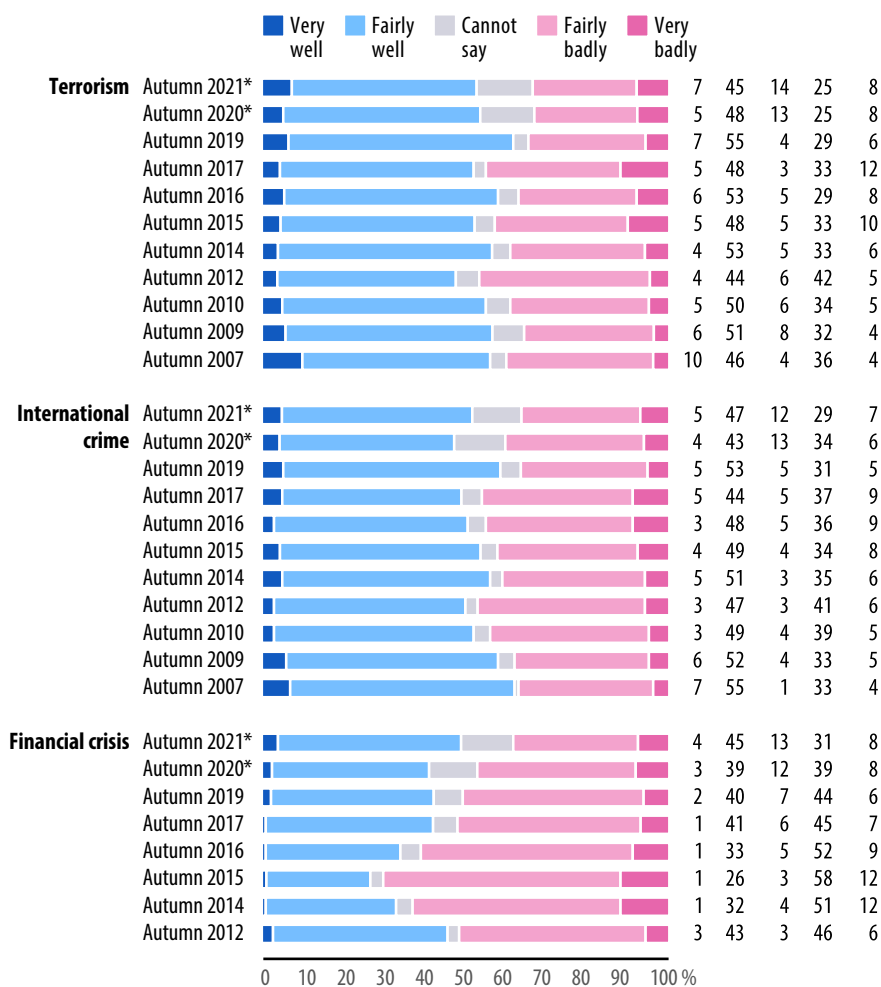
*) The survey method was combination of face-to-face interviews and internet panel

Figure 46. Preparedness for various threats (II). "How well do you think Finland has prepared for the following security threats?"



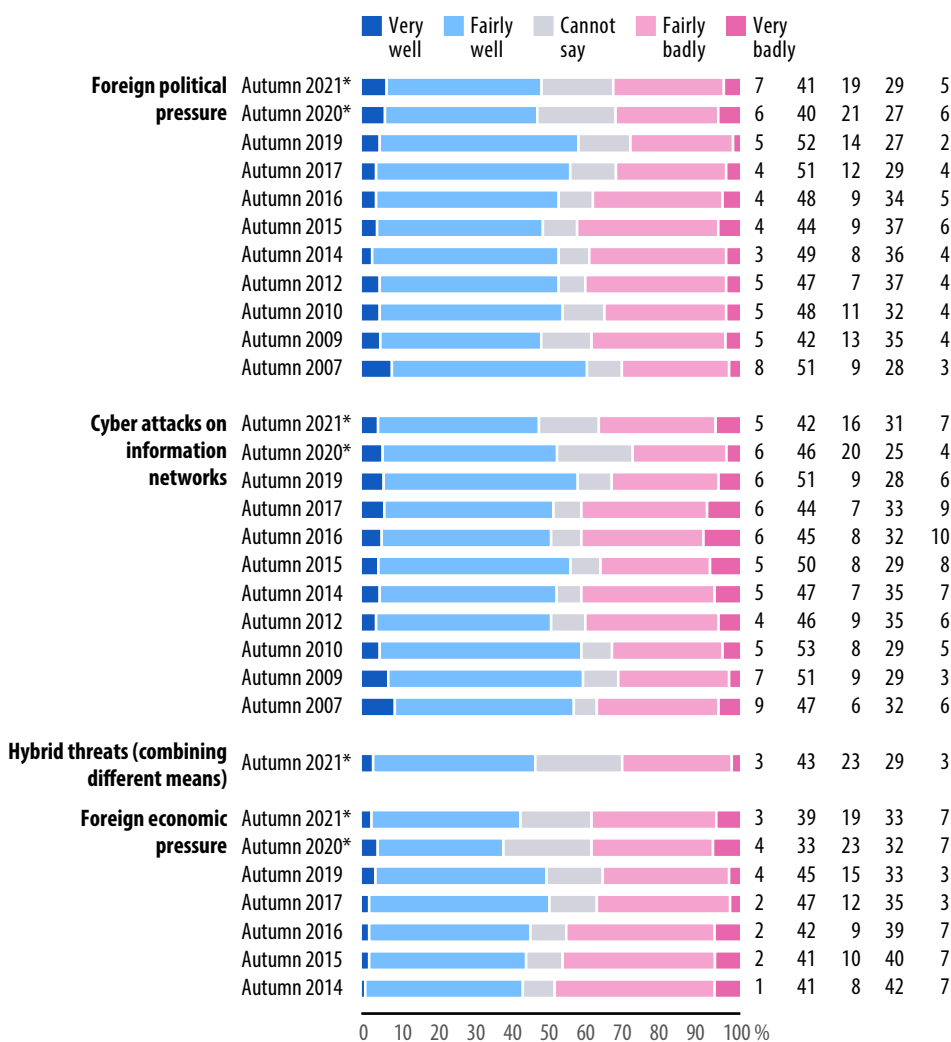
*) The survey method was combination of face-to-face interviews and internet panel

Figure 47. Preparedness for various threats (III). "How well do you think Finland has prepared for the following security threats?"



*) The survey method was combination of face-to-face interviews and internet panel

Figure 48. Preparedness for various threats (IV). "How well do you think Finland has prepared for the following security threats?"



*) The survey method was combination of face-to-face interviews and internet panel

Figure 49. A more secure or more insecure future. "Considering the present world situation as a whole, do you believe that during the next five years Finland and Finns will live in a safer or in a less safe world compared to the present?"

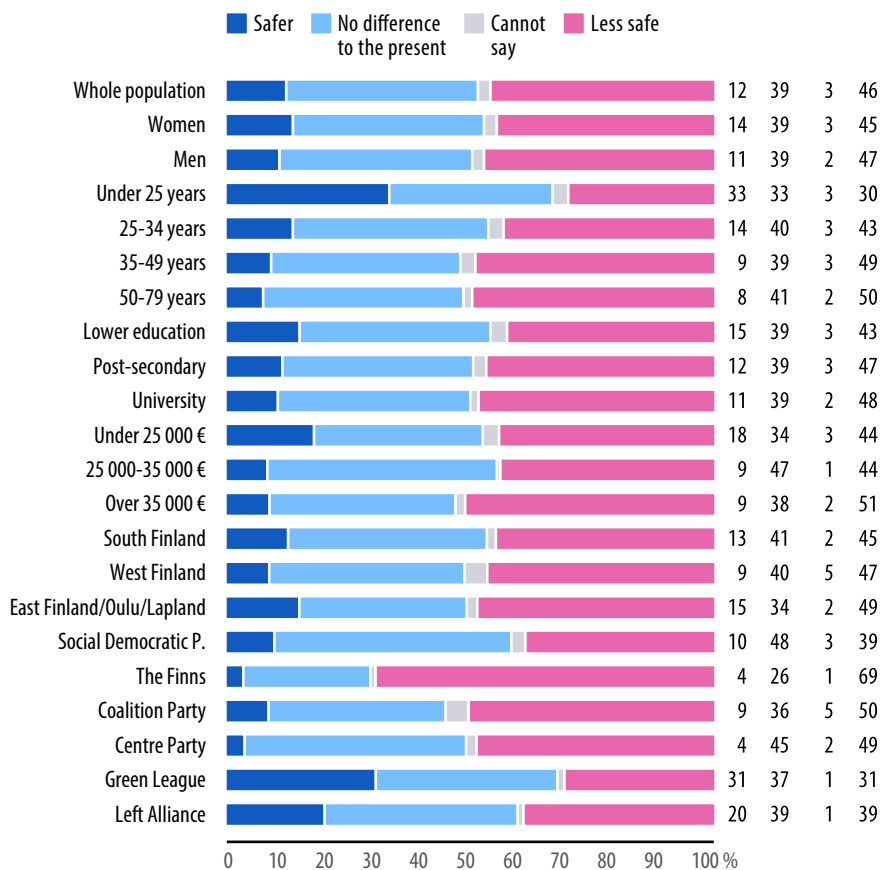
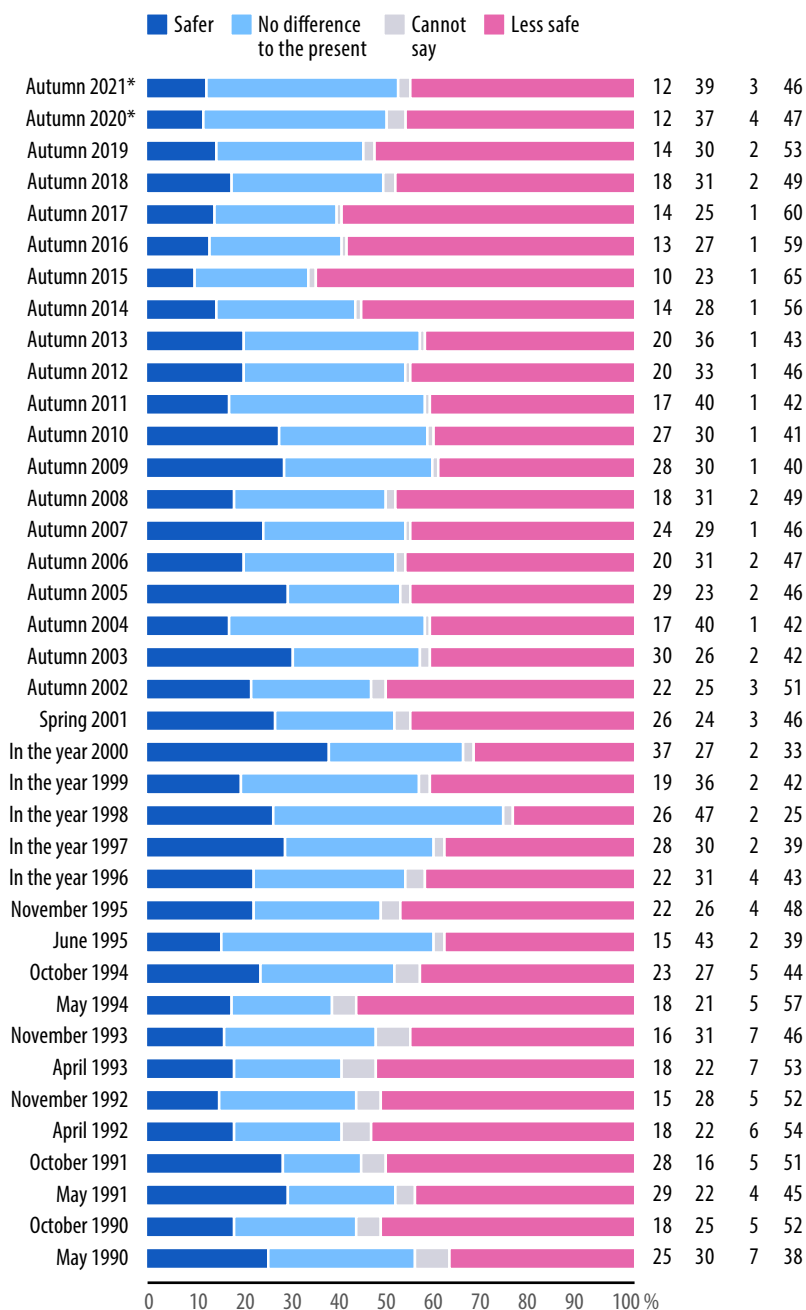


Figure 50. A more secure or more insecure future. "Considering the present world situation as a whole, do you believe that during the next five years Finland and Finns will live in a safer or in a less safe world compared to the present?"



*) The survey method was combination of face-to-face interviews and internet panel

Figure 51. Finland's measures to curb the coronavirus epidemic. "How would you assess Finland's success in curbing the coronavirus epidemic so far?"

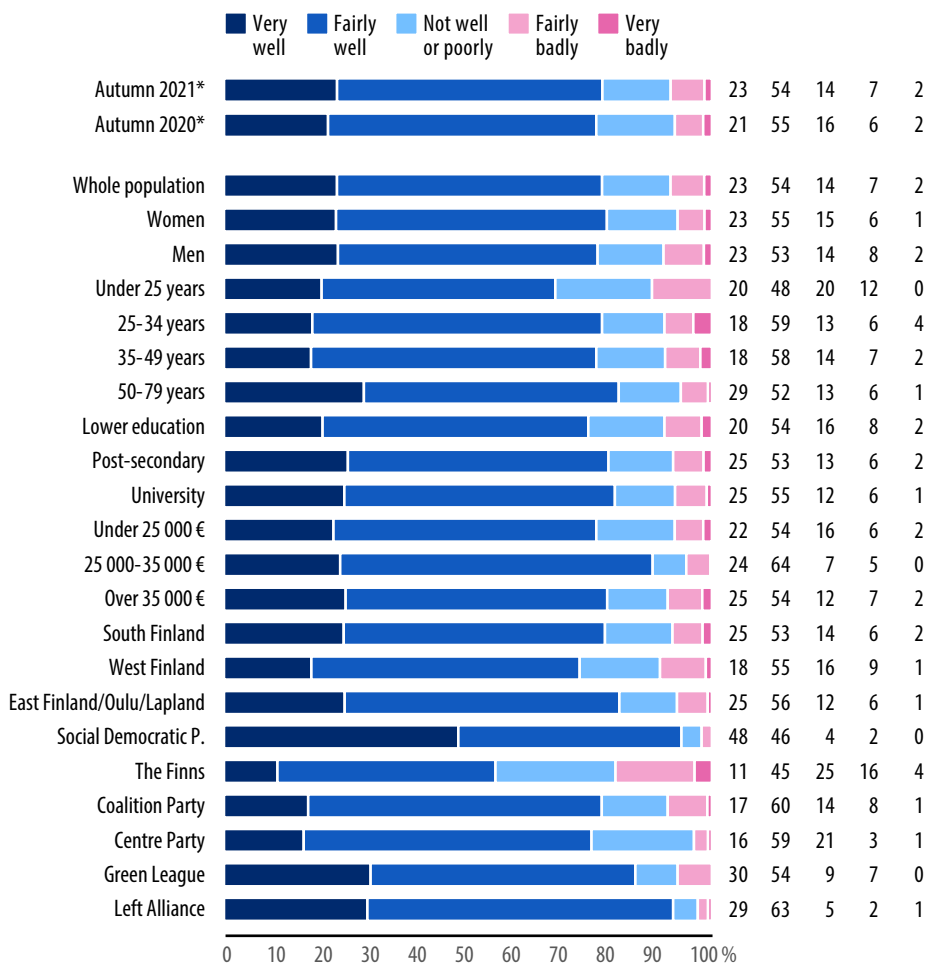
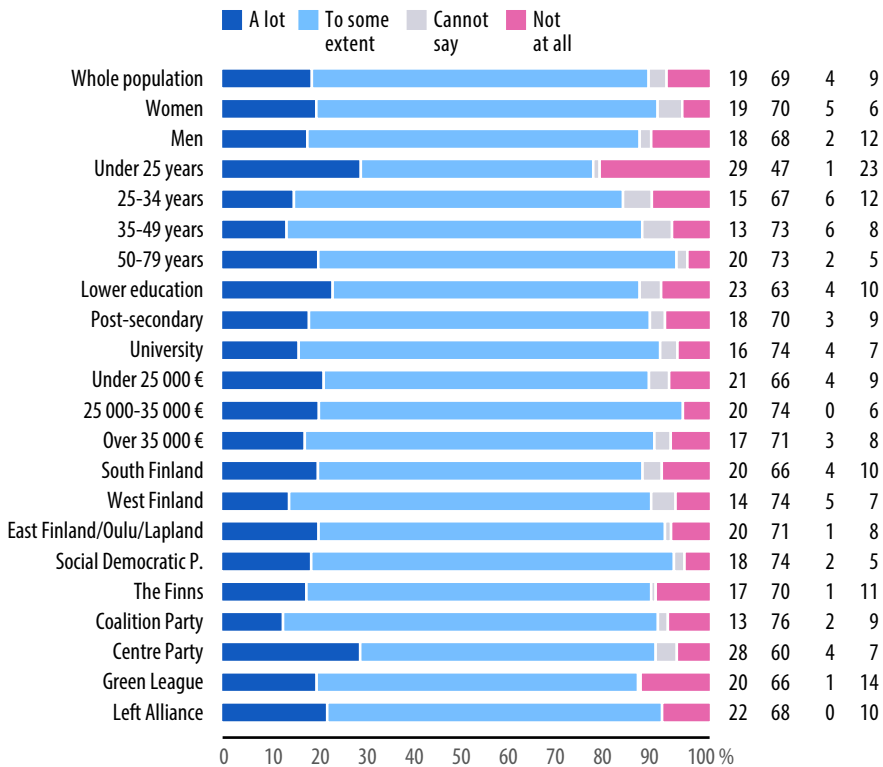


Figure 52. Security threats related to technological development. "Technological development and digitalisation (including artificial intelligence) provide opportunities for utilisation, but there are also security threats and potential misuse. Are you concerned about these threats and potential misuse?"



The Advisory Board for Defence Information (ABDI)

Set up by the Government, the Advisory Board for Defence Information (ABDI) is a permanent Parliamentary Committee, which administratively functions in the Ministry of Defence. In addition to parliamentary members, ABDI's members represent various expert organisations: the Prime Minister's Office, Ministry for Foreign Affairs, Ministry of the Interior, Ministry of Defence, Ministry of Education and Culture, Defence Command Finland, Finnish Broadcasting Company, Finnish News Agency (STT), Union of Journalists in Finland, Finnish Media Federation, National Defence University, and Tampere Peace Research Institute (TAPRI).

ABDI investigates, on an annual basis, the opinions and attitudes of Finns towards security policy and the factors influencing them and conducts at least one extensive survey that covers the entire adult population in Finland. The questions cover foreign and security policy and national defence. Some of the questions represent a continuous sequence since the 1960s. The surveys by ABDI are in the public domain and accessible to all.

The Advisory Board for Defence Information (ABDI)

Ministry of Defence

BP 31

00131 HELSINKI

www.defmin.fi/abdi