



Employment Bulletin

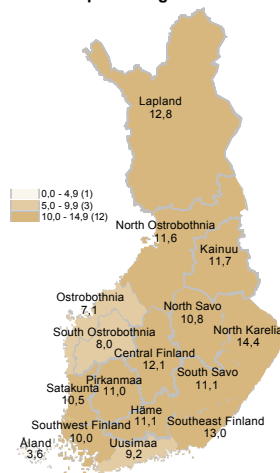
October 2017



Ministry of Economic Affairs
and Employment of Finland

In October 272,500 unemployed jobseekers

Unemployed jobseekers' percentage of the workforce by ELY centre



AE Employment Service Statistics / Ministry of Economic Affairs and Employment, Employment Service Stats

A total of 272,500 unemployed jobseekers were registered at the Employment and Economic Development Offices at the end of October. This is 56,400 less than a year earlier. The number of unemployed jobseekers decreased by 3,100 from the previous month. Unemployed jobseekers accounted for 10.4% of the labour force, which is 2.1 percentage points less than a year ago. The figures are from the Employment Service Statistics of the Ministry of Economic Affairs and Employment.

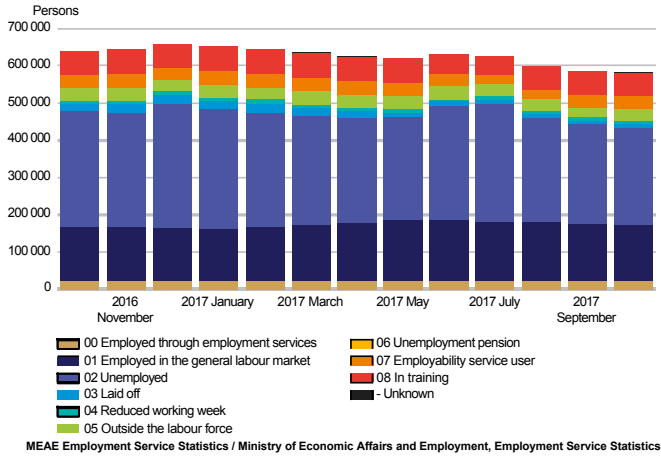
Trends:

- The total number of jobseekers decreased
- The number of unemployed jobseekers decreased by 56,000 compared to the year before
- Services included in the activation rate had 3,000 less people than a year ago
- 8,000 new job vacancies more compared to last year



All jobseekers

**Jobseekers by group
on calculation date**



The total number of jobseekers decreased

At the end of October, the number of jobseekers registered at the Employment and Economic Development Offices totalled 583,500, down 58,700 on the previous year. Of the jobseekers, 288,200 were men and 295,400 were women. Compared to the situation a year ago, the number of men decreased by 36,900 and the number of women by 21,800.

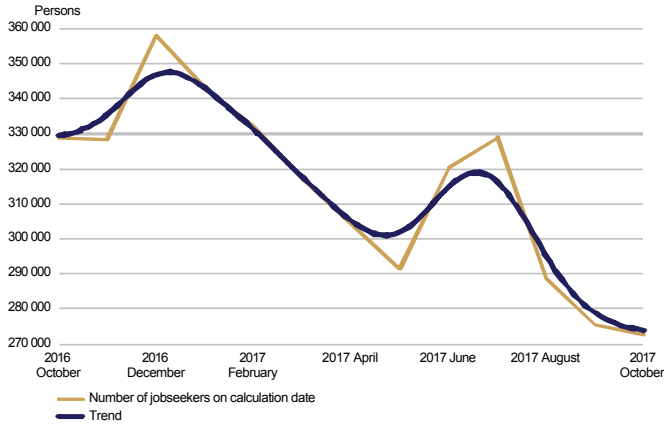
Of the jobseekers, 171,900 were employed, 148,100 of them were on the open labour market and 23,800 were employed through the services of the employment and economic development administration. The number of jobseekers outside the labour force was 130,700, of whom 35,900 were in services promoting employment and 65,000 in training. Of the jobseekers, 272,500 were unemployed jobseekers, which is 56,400 less than the year before. In October, 10,100 of unemployed jobseekers were fully laid off, which is 1,000 more than in September. Since October last year, the number of people fully laid off has decreased by 9,600.

Furthermore, jobseekers on a reduced working week numbered 8,500, representing a decrease of 1,700 from the year before.



Unemployed jobseekers

UNEMPLOYED JOBSEEKERS
monthly and trend



MEAE Employment Service Statistics / Ministry of Economic Affairs and Employment, Employment Service Statistics

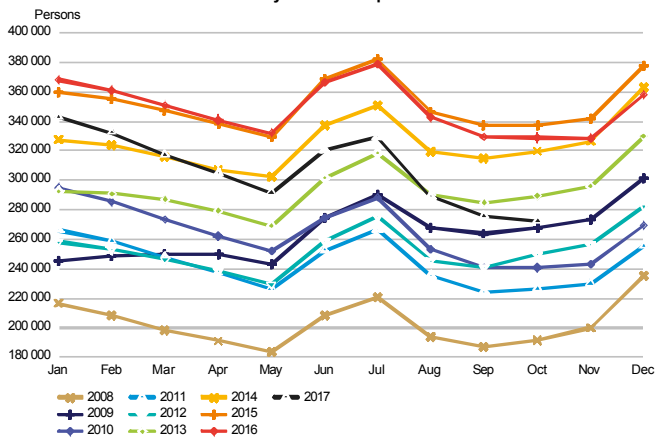
Decrease in unemployed jobseekers in October

At the end of October, the number of unemployed jobseekers registered at the Employment and Economic Development Offices totalled 272,500, down 56,400 on the previous year. Compared with September, the number of unemployed jobseekers decreased by 3,100.

In October, 10,100 of unemployed jobseekers were fully laid off, which is 1,000 more than in September. Since October last year, the number of people fully laid off has decreased by 9,600.

The number of foreign citizens among unemployed jobseekers totalled 26,900, down 3,700 from October a year ago. Of these foreign unemployed jobseekers, EU/EEA citizens accounted for 7,900 at the end of October, down 1,500 from the year before.

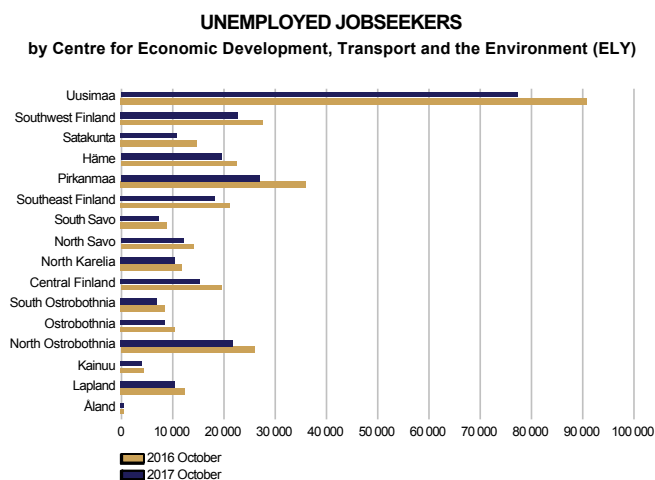
UNEMPLOYED JOBSEEKERS
month by month comparison



MEAE Employment Service Statistics / Ministry of Economic Affairs and Employment, Employment Service Statistics



Unemployed jobseekers by region



MEAE Employment Service Statistics / Ministry of Economic Affairs and Employment, Employment Service Statistics

Unemployment decreased in the areas of all ELY Centres

Compared to the same period in the previous year, the number of unemployed jobseekers decreased in October in the areas of all Centres for Economic Development, Transport and the Environment (ELY Centres); the most in Satakunta (-28%), Pirkanmaa (-25%) and Central Finland (-21%).

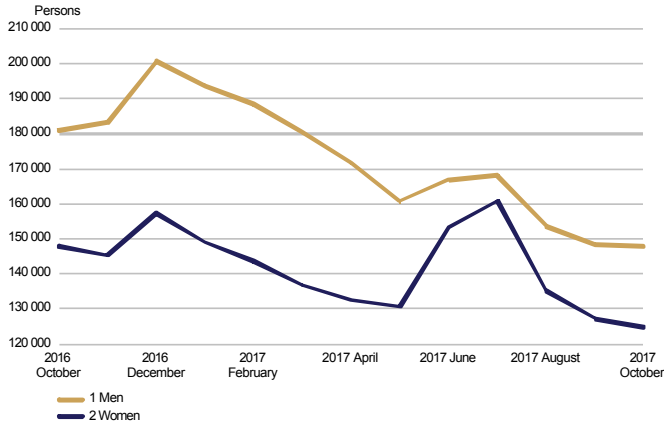
Unemployed jobseekers and jobs vacant in Employment and Economic Development Office by ELY centre

ELY centre	Unemployed jobseekers			Change		Of the unemployed jobseekers fully laid off	Unemployed jobseekers' percentage of the workforce	Jobs vacant			Change	
	Oct 2017	Sep 2017	Oct 2016	Oct 2017 - Oct 2016	%			Oct 2017	Sep 2017	Oct 2016	Oct 2017 - Oct 2016	Oct 2017 - Oct 2016
Uusimaa	77 215	79 407	90 801	-13 586	-15	2 094	9,2	13 323	14 987	11 969	1 354	11
Southwest Finland	22 757	23 046	27 558	-4 801	-17	964	10,0	3 222	3 301	2 364	858	36
Satakunta	10 604	10 685	14 627	-4 023	-28	577	10,5	1 560	1 749	1 069	491	46
Häme	19 484	19 543	22 436	-2 952	-13	633	11,1	2 120	2 184	1 654	466	28
Pirkanmaa	26 916	27 459	35 997	-9 081	-25	948	11,0	4 125	4 448	3 248	877	27
Southeast Finland	18 229	18 073	21 213	-2 984	-14	774	13,0	1 365	1 380	1 183	182	15
South Savo	7 279	7 141	8 684	-1 405	-16	336	11,1	589	625	838	-249	-30
North Savo	12 106	12 154	13 911	-1 805	-13	608	10,8	1 763	1 784	1 598	165	10
North Karelia	10 502	10 607	11 658	-1 156	-10	424	14,4	726	776	555	171	31
Central Finland	15 413	15 353	19 573	-4 160	-21	472	12,1	1 602	1 441	1 100	502	46
South Ostrobothnia	6 926	6 890	8 548	-1 622	-19	484	8,0	920	991	896	24	3
Ostrobothnia	8 380	8 691	10 534	-2 154	-20	477	7,1	1 096	1 247	889	207	23
North Ostrobothnia	21 614	21 660	25 844	-4 230	-16	706	11,6	2 399	2 751	2 070	329	16
Kainuu	3 892	3 744	4 447	-555	-12	164	11,7	484	488	335	149	44
Lapland	10 526	10 460	12 434	-1 908	-15	399	12,8	1 947	2 528	1 835	112	6
Åland	549	519	513	36	7	27	3,6	178	144	120	58	48
Abroad	123	141	151	-28	-19	12	.	1 510	1 750	1 737	-227	-13
WHOLE COUNTRY	272 516	275 574	328 929	-56 413	-17	10 099	10,4	38 929	42 574	33 460	5 469	



Unemployed jobseekers by gender and age-group

**UNEMPLOYED JOBSEEKERS
by gender**

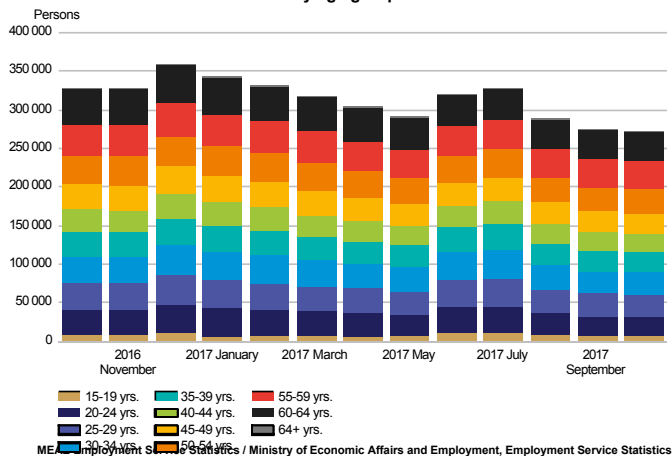


MEAE Employment Service Statistics / Ministry of Economic Affairs and Employment, Employment Service Statistics

Unemployment decreased more among men than women

Of the unemployed jobseekers, 147,800 (54%) were men and 124,700 (46%) were women, indicating a decrease of 500 for men and 2,600 for women from the figures for September. Compared with October a year ago, the unemployment among men decreased by 33,100 (-18%) and among women by 23,400 (-16%).

**UNEMPLOYED JOBSEEKERS
by age group**



MEAE Employment Service Statistics / Ministry of Economic Affairs and Employment, Employment Service Statistics

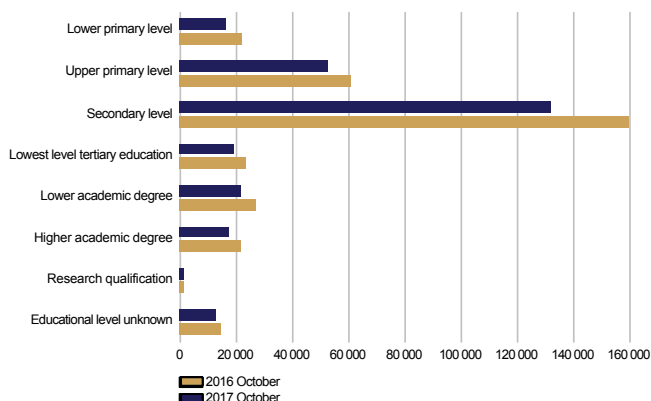
Unemployment decreased in all age groups

At the end of October, unemployed jobseekers under 25 years of age numbered 32,300, representing a decrease of 8,700 from October a year ago. Youth unemployment decreased from September by 1,000. For those under 20, the number of unemployed was 7,000. Among those over 50, the number of unemployed was 106,300, representing a decrease of 19,100 on the year before. Among those over 55, the number of unemployed was 74,800, representing a decrease of 13,600 on the year before.



Unemployed jobseekers by levels of education and occupational group

UNEMPLOYED JOBSEEKERS
by level of education

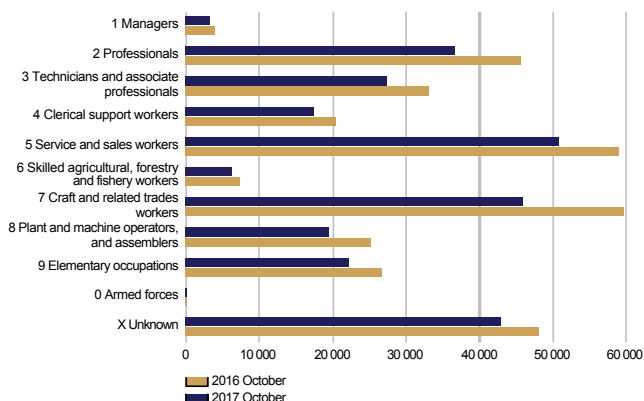


MEAE Employment Service Statistics / Ministry of Economic Affairs and Employment, Employment Service Statistics

Unemployment decreased at all levels of education

Examined by level of education, unemployment decreased from October last year at all levels of education; the decrease was greatest among those with lower level basic qualifications (-27%), higher-degree level tertiary education (-19%), lower-degree level tertiary education (-19%), lowest level of tertiary education (-18%) and upper secondary level of education (-17%).

UNEMPLOYED JOBSEEKERS
by occupational group

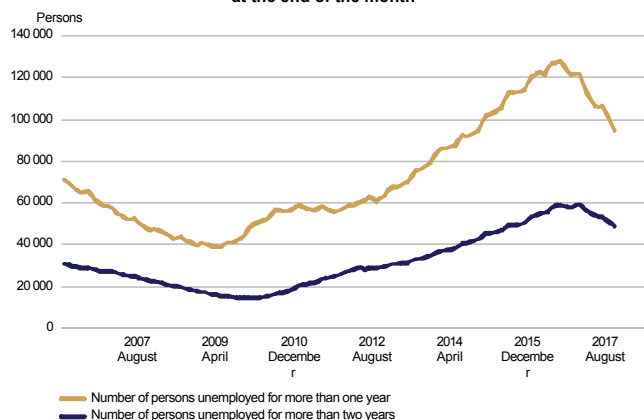


MEAE Employment Service Statistics / Ministry of Economic Affairs and Employment, Employment Service Statistics

Unemployment decreased in all occupational groups

Examined by occupation, unemployment decreased in all groups from October last year; the most in the groups of craft and related trades workers (-13,900), professionals (-9,000) and service and sales workers (-8,200).

LONG-TERM UNEMPLOYED
at the end of the month



MEAE Employment Service Statistics / Ministry of Economic Affairs and Employment, Em

Decrease in long-term unemployment

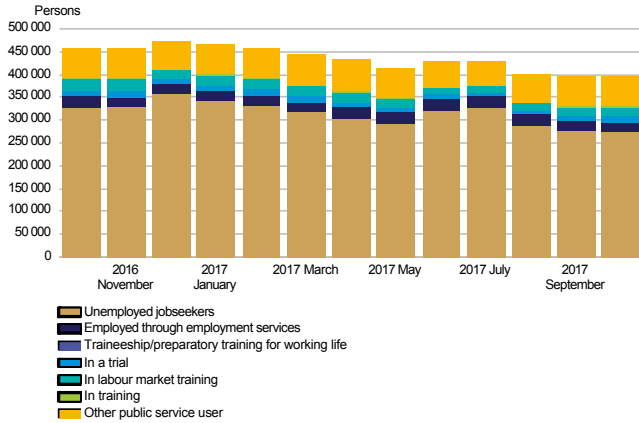
At the end of October, the number of long-term unemployed who had been unemployed without interruption for more than a year amounted to 94,700, down 28,100 on the previous year. Of the long-term unemployed, 54,000 were men and 40,700 were women. The number of men decreased by 16,900 (-24%) from the previous year and the number of women by 11,100 (-21%). Long-term unemployed who had been unemployed without interruption for more than two years numbered 48,800, which is 9,300 less than a year ago.



Services

BROAD UNEMPLOYMENT

i.e. unemployed jobseekers and employment services users



MEAE Employment Service Statistics / Ministry of Economic Affairs and Employment, Employment Service Statistics

Decrease in the number of persons covered by services

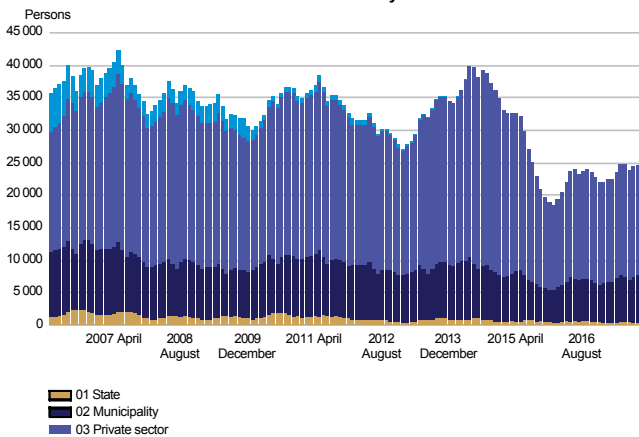
At the end of October, the number of persons covered by services included in the activation rate amounted to 125,700, down 3,200 on the previous year. Compared with September, the number of persons covered by such services increased by 4,100. The activation rate at the end of October was 31.6%, which is 3.5 percentage points higher than a year earlier. In all, 4.7% of the labour force were covered by these services.

Of those covered by services, the number of men was 60,000, down 1,600 on the previous year. The number of women covered by these services was 65,700, down 1,600 on the previous year.

Broad unemployment, or the total number of unemployed jobseekers and those covered by services, was 398,200 at the end of October. This is 59,600 less than a year earlier. The decrease in broad unemployment was due to a decrease in the number of unemployed jobseekers and those covered by services.

EMPLOYED THROUGH EMPLOYMENT SERVICES

at the end of the month by sector



MEAE Employment Service Statistics / Ministry of Economic Affairs and Employment, Employment Service Statistics

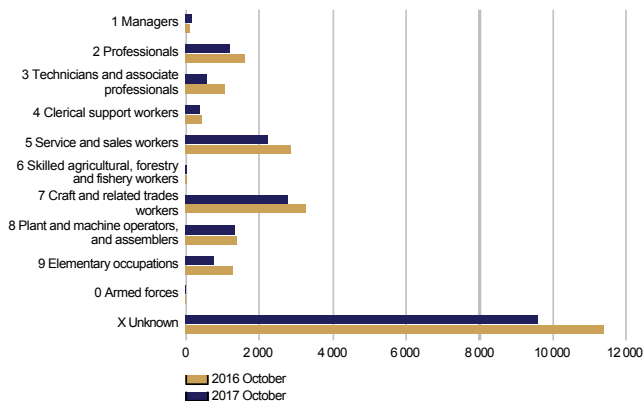
The number of placements increased in local government

At the end of October, the number of persons claiming pay subsidies, employed by the State or receiving start-up grants totalled 24,300, which is 800 more than the year before. Of those employed, 2% were in government jobs, 30% in local government jobs and 68% in the private sector. Since October last year, the number of placements has decreased by 20% in government jobs and by 0.3% in the private sector and increased by 16% in local government jobs. Of those employed, 51% were men. Placements for men increased by 100, and those for women by 800 from the previous year.



Labour market training, training and self-motivated studies

PERSONS IN LABOUR MARKET TRAINING
in target profession at the end of the month



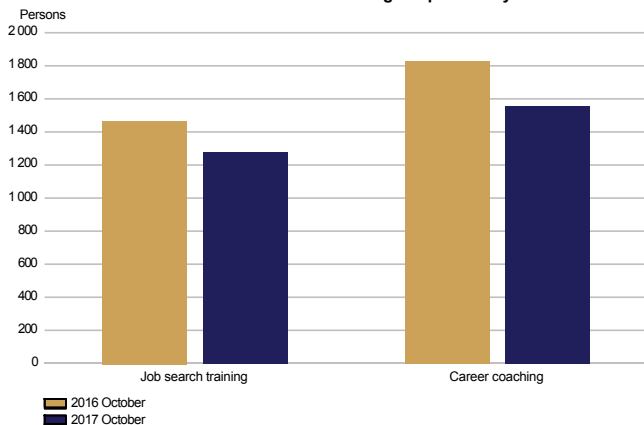
MEAE Employment Service Statistics / Ministry of Economic Affairs and Employment, Employment Service Statistics

The number of persons in labour market training decreased

At the end of October, labour market training was attended by 19,000 students, down 4,400 on the previous year. Of the students, 9,800 were men and 9,200 were women. Compared to the situation a year ago, the number of men decreased by 2,300 and the number of women by 2,100. During October, 5,700 new students began labour market training, representing a decrease of 800 on the year before.

Based on target occupation, the largest subgroup within the category of 'unknown' were people in integration training (8,700), which is 500 less than the year before. In October, the number of people without a specified target occupation was 100, which is 800 less than in October last year.

IN TRAINING
at the end of the month and during the previous year

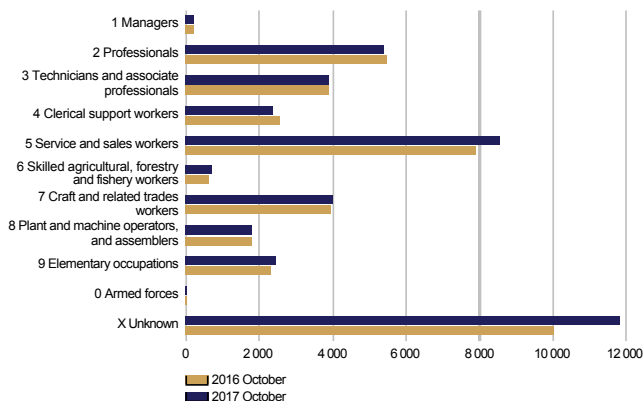


MEAE Employment Service Statistics / Ministry of Economic Affairs and Employment, Employment Service Statistics

The number of persons in training decreased

At the end of October, 2,800 persons were in training, which is 500 less than the year before. The number of men in training was 1,300 and of women 1,500. Career coaching had 1,600 participants, which is 300 less than the year before. The number of participants in job search training decreased by 200 from the previous year.

IN SELF-MOTIVATED STUDIES
in person's profession at the end of the month



MEAE Employment Service Statistics / Ministry of Economic Affairs and Employment, Employment Service Statistics

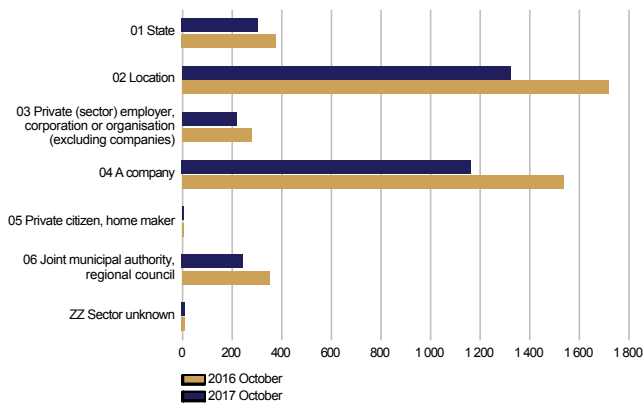
The number of people in self-motivated study increased from the previous year

Self-motivated studies supported by unemployment benefits were attended by a total of 41,200 people, representing an increase of 2,400 on the year before. The number of men receiving unemployment benefits for studies was 17,000, up 1,600 on the previous year. Among women, the number was 24,200, representing an increase of 800 on the year before. Occupation was undetermined in case of 9,700 persons in the group of 'unknown', up 1,600 on the previous year.



Job alternation, rehabilitative work and trials

AS A JOB ALTERNATION SUBSTITUTE
at the end of the month and during the previous year by sector

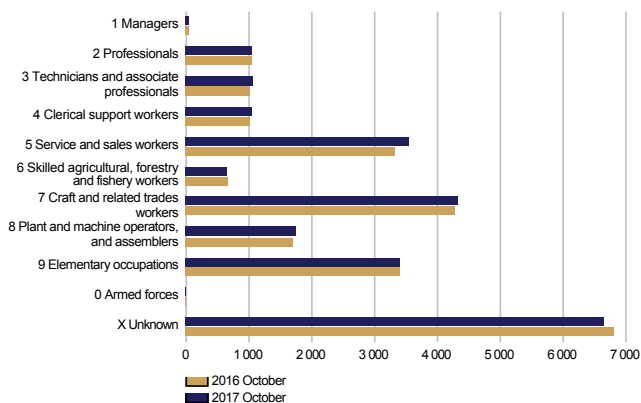


MEAE Employment Service Statistics / Ministry of Economic Affairs and Employment, Employment Service Statistics

The number of job alternation substitutes decreased

A total of 3,300 persons were job alternation substitutes at the end of October, which is 1,000 less than a year earlier. Of the substitutes, 1,100 were men and 2,200 were women. The number of men decreased by 300, and the number of women by 700.

REHABILITATIVE WORK ACTIVITIES
at the end of the month and during the previous year

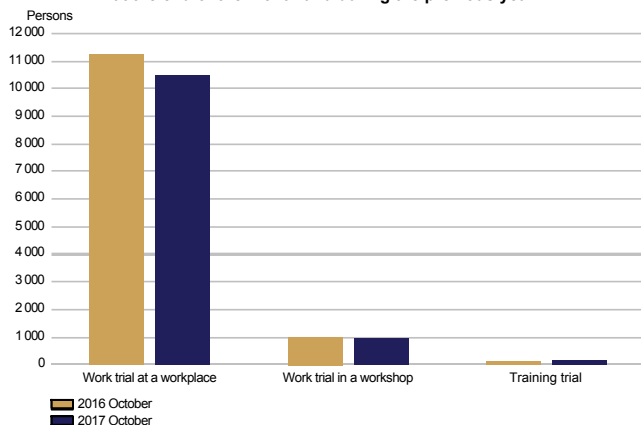


MEAE Employment Service Statistics / Ministry of Economic Affairs and Employment, Employment Service Statistics

More participants in rehabilitative work activities than in the previous year

A total of 23,500 persons participated in rehabilitative work activities at the end of October, which is 200 more than a year earlier. Of the participants 13,200 were men and 10,200 were women. The number of men remained the same and the number of women increased by 200 on the previous year.

IN TRIALS
at the end of the month and during the previous year



MEAE Employment Service Statistics / Ministry of Economic Affairs and Employment, Employment Service Statistics

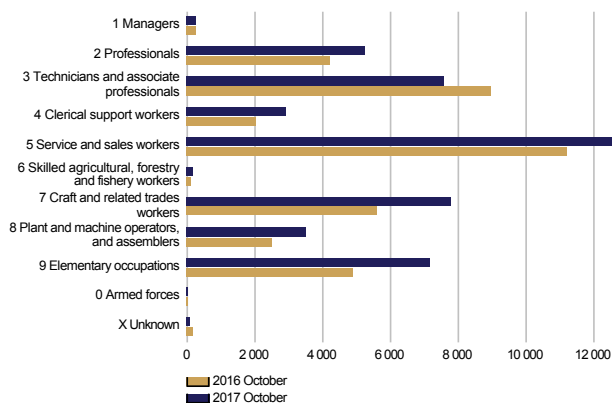
Participation in work and training trials decreased

Work and training trials had a total of 11,600 participants at the end of October, which is 800 less than the year before. Of the participants 5,100 were men and 6,500 were women. The number of both men and women decreased by 400 from the previous year.



Jobs vacant

NEW JOB VACANCIES
during the month and during the previous year



MEAE Employment Service Statistics / Ministry of Economic Affairs and Employment, Employment Service Statistics

Increase in the number of new vacancies

The number of new vacancies reported to Employment and Economic Development Offices during October totalled 47,700, which is 7,700 more than in October last year. In all, the number of unfilled vacancies at Employment and Economic Development Offices in October amounted to 89,500, which is 13,100 more than a year ago. A total of 9,300 of these vacancies were filled during October, 5,300 of them through Employment and Economic Development Offices. A total of 40,100 vacancies were closed for applications because the application period had ended or because there was a sufficient number of applicants. In addition, a total of 2,100 vacancies were cancelled and 1,500 vacancies could not be filled. The number of vacancies remaining unfilled at the end of October was 38,900, up 5,500 on the previous year.

The number of new vacancies had increased for seven occupational groups; the greatest increases were in the groups of elementary occupations (2,300), craft and related trades workers (2,200), service and sales workers (1,700), professionals (1,000) and plant and machine operators, and assemblers (1,000). The number of new job vacancies had decreased most in the category of technicians and associate professionals (-1,300) and 'unknown' (-100).



Summary table

EMPLOYMENT SITUATION AT THE END OF 2017 OCTOBER (I) AND
ACTIVITIES OF EMPLOYMENT AND ECONOMIC DEVELOPMENT OFFICES DURING OCTOBER (II)
WHOLE COUNTRY

I EMPLOYMENT SITUATION AT THE END OF MONTH	Oct-17	Oct-16	CHANGE NUMBER	CHANGE %
A. JOBSEEKERS				
1. Unemployed jobseekers	272 516	328 929	-56 413	-17,2
of whom fully laid off	10 099	19 737	-9 638	-48,8
2. On reduced working week	8 473	10 217	-1 744	-17,1
3. Those who have work	171 865	168 540	3 325	2,0
of whom in the general labour market	148 052	145 509	2 543	1,7
of whom employed through employment services	23 813	23 031	782	3,4
4. Persons outside the labour force	130 668	134 551	-3 883	-2,9
of whom in services promoting employment	35 919	35 607	312	0,9
of whom in training	64 994	66 236	-1 242	-1,9
1-4 Total of jobseekers	583 522	642 237	-58 715	-9,1
B. LABOUR DEMAND				
1. Jobs vacant	38 929	33 460	5 469	16,3
of those notified for over a month	12 434	10 195	2 239	22,0
of those notified for over 2 months	5 098	4 172	926	22,2
C. PARTICIPATING IN SERVICES				
1. Employed by the State	456	569	-113	-19,9
2. Employed by municipalities	7 321	6 311	1 010	16,0
3. Employed by the private sector	16 545	16 602	-57	-0,3
1-3 Total number of employed people	24 322	23 482	840	3,6
4. Labour market training	19 026	23 421	-4 395	-18,8
5. Training	2 832	3 295	-463	-14,1
6. Engaged in work/training trials	11 574	12 384	-810	-6,5
7. As a job alternation substitute	3 255	4 259	-1 004	-23,6
8. Rehabilitative work	23 484	23 241	243	1,0
9. Self-motivated studies supported by unemployment benefit	41 172	38 750	2 422	6,3
1-9 Total number of people participating in services	125 665	128 832	-3 167	-2,5
D. STRUCTURE OF UNEMPLOYMENT				
1. Unemployed women	124 680	148 032	-23 352	-15,8
2. Unemployed men	147 836	180 897	-33 061	-18,3
3. Under 25 years old	32 327	41 003	-8 676	-21,2
4. Over 50 years old	106 302	125 401	-19 099	-15,2
5. Unemployed over a year	94 668	122 722	-28 054	-22,9
6. Foreign unemployed	26 853	30 512	-3 659	-12,0
E. UNEMPLOYMENT SECURITY				
1. Unemployed members of employees' unemployment funds	107 197	141 271	-34 074	-24,1
II EMPLOYMENT SITUATION DURING THE MONTH				
1. Unemployed jobseekers	313 803	367 918	-54 115	-14,7
2. Other jobseekers	299 465	297 401	2 064	0,7
1-2 Total number of jobseekers	613 268	665 319	-52 051	-7,8
3. Vacancies during a month	89 545	76 422	13 123	17,2
New vacancies during a month	47 651	39 968	7 683	19,2
Vacancies filled during a month	9 346	8 749	597	6,8
of those filled with job-seekers at the Employment Service	5 269	3 967	1 302	32,8
4. Started spell of unemployment	50 620	52 215	-1 595	-3,1
5. Completed spell of unemployment	55 436	50 514	4 922	9,7
6. New jobs found through employment services	3 658	3 234	424	13,1
7. New entrants to labour market training	5 732	6 524	-792	-12,1



Foreigners' summary table

FOREIGNERS' EMPLOYMENT SITUATION AT THE END OF 2017 OCTOBER (I) AND
ACTIVITIES OF EMPLOYMENT AND ECONOMIC DEVELOPMENT OFFICES DURING OCTOBER (II)
WHOLE COUNTRY

I EMPLOYMENT SITUATION AT THE END OF MONTH	Oct-17	Oct-16	CHANGE NUMBER	CHANGE %
A. JOBSEEKERS				
1. Unemployed jobseekers	26 853	30 512	-3 659	-12,0
of whom fully laid off	933	1 344	-411	-30,6
2. On reduced working week	298	371	-73	-19,7
3. Those who have work	15 418	14 895	523	3,5
of whom in the general labour market	13 550	13 075	475	3,6
of whom employed through employment services	1 868	1 820	48	2,6
4. Persons outside the labour force	32 649	30 351	2 298	7,6
of whom in services promoting employment	4 545	4 520	25	0,6
of whom in training	25 005	22 686	2 319	10,2
1-4 Total of jobseekers	75 218	76 129	-911	-1,2
C. PARTICIPATING IN SERVICES				
1. Employed by the State	8	13	-5	-38,5
2. Employed by municipalities	451	415	36	8,7
3. Employed by the private sector	1 223	1 276	-53	-4,2
1-3 Total number of employed people	1 682	1 704	-22	-1,3
4. Labour market training	9 893	10 917	-1 024	-9,4
5. Training	230	339	-109	-32,2
6. Engaged in work/training trials	2 578	2 766	-188	-6,8
7. As a job alternation substitute	59	93	-34	-36,6
8. Rehabilitative work	1 799	1 709	90	5,3
9. Self-motivated studies supported by unemployment benefit	14 861	11 643	3 218	27,6
1-9 Total number of people participating in services	31 102	29 171	1 931	6,6
D. STRUCTURE OF UNEMPLOYMENT				
1. Unemployed women	13 800	15 321	-1 521	-9,9
2. Unemployed men	13 053	15 191	-2 138	-14,1
3. Under 25 years old	1 731	1 843	-112	-6,1
4. Over 50 years old	7 262	7 996	-734	-9,2
5. Unemployed over a year	7 164	9 877	-2 713	-27,5
E. UNEMPLOYMENT SECURITY				
1. Unemployed members of employees' unemployment funds	4 997	6 346	-1 349	-21,3
II EMPLOYMENT SITUATION DURING THE MONTH				
1. Unemployed jobseekers	32 053	35 630	-3 577	-10,0
2. Other jobseekers	45 509	42 136	3 373	8,0
1-2 Total number of jobseekers	77 562	77 766	-204	-0,3
4. Started spell of unemployment	5 169	5 177	-8	-0,2
5. Completed spell of unemployment	6 218	5 985	233	3,9
6. New jobs found through employment services	252	249	3	1,2
7. New entrants to labour market training	2 215	2 614	-399	-15,3



Regional table

UNEMPLOYED JOBSEEKERS AND JOBS VACANT BY ELY CENTRE AT THE END OF 2017 OCTOBER WHOLE COUNTRY

ELY centre	Workforce	Unemployed jobseekers							Unemployed over a year	Disabled and chron. ill	Jobs vacant
		% of workforce	Total	Men	Women	Under 20 years old	Under 25 years old	Over 50 years old			
Uusimaa	843 571	9,2	77 215	41 348	35 867	1 310	7 003	28 352	29 504	7 345	13 323
Southwest Finland	227 000	10,0	22 757	12 161	10 596	601	2 666	8 726	8 144	3 141	3 222
Satakunta	101 175	10,5	10 604	5 617	4 987	300	1 238	4 722	3 446	1 444	1 560
Häme	174 987	11,1	19 484	10 464	9 020	495	2 282	8 141	7 192	3 119	2 120
Pirkanmaa	244 506	11,0	26 916	14 412	12 504	767	3 724	9 305	9 606	3 093	4 125
Southeast Finland	139 742	13,0	18 229	10 065	8 164	537	2 276	7 852	6 246	2 371	1 365
South Savo	65 449	11,1	7 279	4 120	3 159	199	886	3 392	2 226	1 433	589
North Savo	112 550	10,8	12 106	6 930	5 176	336	1 560	5 125	4 282	2 130	1 763
North Karelia	73 061	14,4	10 502	5 898	4 604	279	1 215	4 867	3 989	1 409	726
Central Finland	127 502	12,1	15 413	8 270	7 143	519	2 264	5 927	4 604	1 857	1 602
South Ostrobothnia	87 052	8,0	6 926	3 660	3 266	279	1 091	2 667	1 468	1 160	920
Ostrobothnia	117 473	7,1	8 380	4 687	3 693	251	1 038	3 258	2 624	1 096	1 096
North Ostrobothnia	186 439	11,6	21 614	11 569	10 045	768	3 355	7 162	7 079	2 721	2 399
Kainuu	33 192	11,7	3 892	2 339	1 553	122	478	1 891	1 059	639	484
Lapland	82 528	12,8	10 526	5 935	4 591	238	1 170	4 713	3 075	1 235	1 947
Åland	15 094	3,6	549	298	251	23	72	181	77	48	178
Abroad	0	0,0	123	63	60	..	8	21	47	..	1 510
Total	2 631 321	10,4	272 516	147 836	124 680	7 027	32 327	106 302	94 668	34 244	38 929



Information about the website

On this website you will find the latest statistics from the Ministry of Economic Affairs and Employment's monthly Employment Bulletin. You can access a .pdf version of the current and previous months' Employment Bulletin by following the link on the right. The Employment Bulletin is based on the data from the MEAE's Employment Service Statistics. The Ministry of Economic Affairs and Employment compiles statistics on the clients of the Employment and economic development offices (TE offices), including registered job-seekers, labour market policy services, and job vacancies reported to TE offices by employers. The data is collected from the customer service registry (URA) used by the TE offices. This means that the data used by MEAE Employment Service Statistics is completely registry-based. The statistical data covers all persons, services, and open vacancies in the aforementioned groups, as separately defined in the registry by the classifications and variables for the statistical period in question.

Owing to seasonal variations, the Employment Bulletin always includes a comparison with the corresponding month in the previous year. The descriptors used in the Bulletin are also available in a table format. The Employment Bulletins are published at the end of the subsequent calendar month. The official date of publication is announced in advance.

The following symbols have been used:

. Category not applicable

.. Data not available or too uncertain for presentation, or subject to secrecy

Links:

- Employment Service Statistics online: <http://www.tem.fi/en/employment-bulletin-and-employment-service-statistics>
- Employment Service Statistics, Description and Quality Description <http://www.tem.fi/en/release-dates-of-statistics-and-description-and-quality-description>
- You can access key information from MEAE's Employment Service Statistics by visiting the Sector Online website: <http://www2.toimialaonline.fi> Pathway: Statistical base – Labour market – Employment service statistics
- The Employment Service Statistics data is also available from the MEAE Publications page (only available in Finnish). www.tem.fi/tyopoliittinen-aikakauskirja
- Joint monthly report from MEAE and Statistics Finland http://tilastokeskus.fi/til/tyti/tie_en.html
- Comparison between the statistics of Statistics Finland and the Ministry of Economic Affairs and Employment http://www.stat.fi/til/tyti/tyti_2016-08-23_men_001_en.html
- Comparison between the Job Vacancy Survey of Statistics Finland and Employment Service Statistics of the Ministry of Economic Affairs and Employment https://tilastokeskus.fi/til/atp/atp_2017-01-02_men_001.html

Instructions for referencing: Official Statistics of Finland (OSF): Ministry of Economic Affairs and Employment / Employment Service Statistics. ISSN 1797-3694 201Y:MM, Employment Bulletin, MONTH 201Y. Helsinki: Ministry of Economic Affairs and Employment (date of reference). Available at: <http://www.temtyollisyyskatsaus.fi>



Contact information

Ministry of Economic Affairs and Employment

Employment and Entrepreneurship Department

Strategy and Steering Group

Kaisa-Mari Kuusela, +358 29 504 8294

Petri Syvänen, +358 29 504 8050

Hilkka Kattelus, +358 29 504 8047

E-mail: [firstname.lastname\(at\)tem.fi](mailto:firstname.lastname(at)tem.fi) / [tyonvalitystilasto\(at\)tem.fi](mailto:tyonvalitystilasto(at)tem.fi)

<http://www.temtyollisyyskatsaus.fi>

ISSN: 1797-3694 (online publication)

