



Employment Bulletin

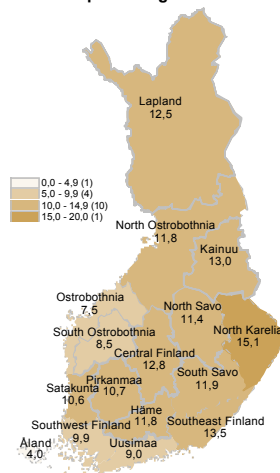
February 2018



Ministry of Economic Affairs
and Employment of Finland

In February, 276,200 unemployed jobseekers

Unemployed jobseekers' percentage of the workforce by ELY centre



AE Employment Service Statistics / Ministry of Economic Affairs and Employment, Employment Service Stats

A total of 276,200 unemployed jobseekers were registered at the Employment and Economic Development Offices at the end of February. This is 56,000 less than a year earlier. The number of unemployed jobseekers decreased by 9,600 from the previous month. Unemployed jobseekers accounted for 10.5% of the labour force, which is 2.1 percentage points less than a year ago. The figures are from the Employment Service Statistics of the Ministry of Economic Affairs and Employment.

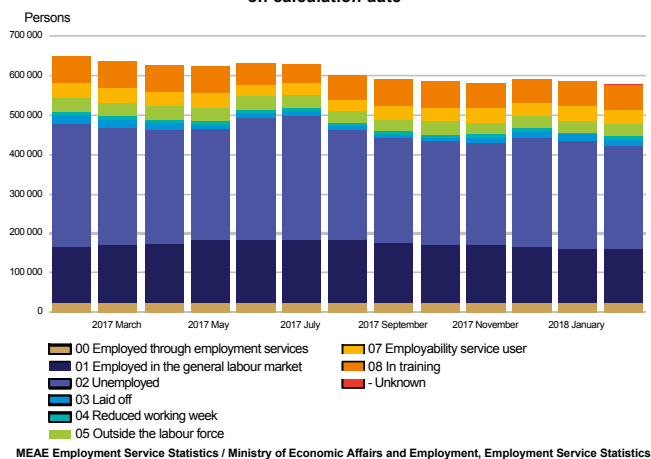
Trends:

- The total number of jobseekers decreased
- The number of unemployed jobseekers decreased by 56,000 compared to the year before
- Services included in the activation rate had almost the same number of people than a year ago
- 12,000 new job vacancies more compared to last year



All jobseekers

Jobseekers by group on calculation date



The total number of jobseekers decreased

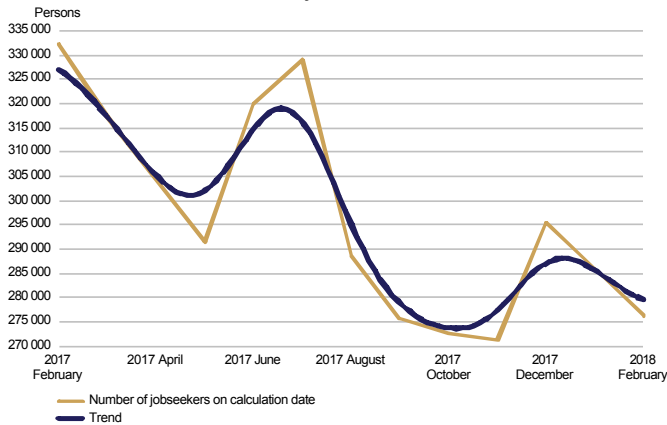
At the end of February, the number of jobseekers registered at the Employment and Economic Development Offices totalled 577,700, down 68,100 on the previous year. Of the jobseekers, 290,000 were men and 287,700 were women. Compared to the situation a year ago, the number of men decreased by 40,000 and the number of women by 28,100.

Of the jobseekers, 163,600 were employed, 140,200 of them were on the open labour market and 23,400 were employed through the services of the employment and economic development administration. The number of jobseekers outside the labour force was 129,900, of whom 38,500 were in services promoting employment and 63,600 in training. Of the jobseekers, 276,200 were unemployed jobseekers, which is 56,000 less than the year before. In February, 16,900 of unemployed jobseekers were fully laid off, which is 300 more than in January. Since February last year, the number of people fully laid off has decreased by 6,400. Furthermore, jobseekers on a reduced working week numbered 8,100, representing a decrease of 2,300 from the year before.



Unemployed jobseekers

UNEMPLOYED JOBSEEKERS
monthly and trend



MEAE Employment Service Statistics / Ministry of Economic Affairs and Employment, Employment Service Statistics

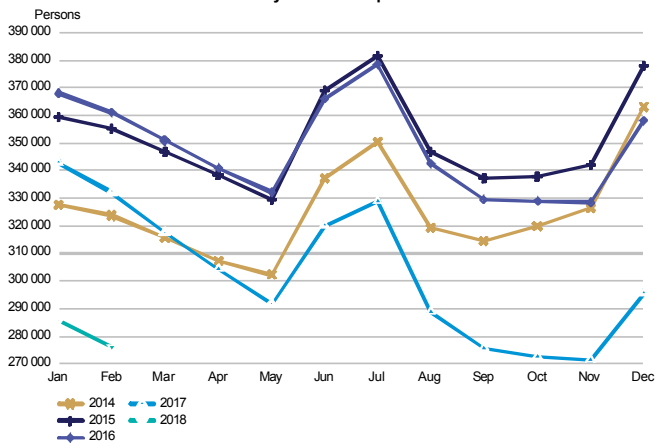
Decrease in unemployed jobseekers in February

At the end of February, the number of unemployed jobseekers registered at the Employment and Economic Development Offices totalled 276,200, down 56,000 on the previous year. Compared with January, the number of unemployed jobseekers decreased by 9,600.

In February, 16,900 of unemployed jobseekers were fully laid off, which is 300 more than in January. Since February last year, the number of people fully laid off has decreased by 6,400.

The number of foreign citizens among unemployed jobseekers totalled 26,500, down 4,400 from February a year ago. Of these foreign unemployed jobseekers, EU/EEA citizens accounted for 8,300 at the end of February, down 1,200 from the year before.

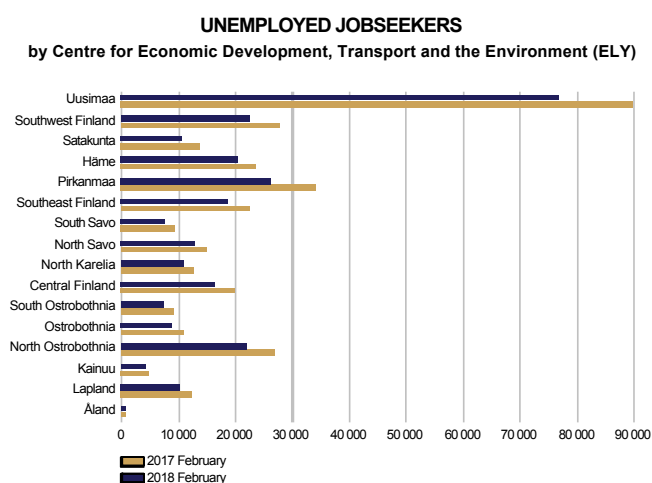
UNEMPLOYED JOBSEEKERS
month by month comparison



MEAE Employment Service Statistics / Ministry of Economic Affairs and Employment, Employment Service Statistics



Unemployed jobseekers by region



MEAE Employment Service Statistics / Ministry of Economic Affairs and Employment, Employment Service Statistics

Unemployment decreased in the areas of all ELY Centres

Compared to the same period in the previous year, the number of unemployed jobseekers decreased in February in the areas of all Centres for Economic Development, Transport and the Environment (ELY Centres); the most in Satakunta (-23%), Pirkanmaa (-23%) and Ostrobothnia (-20%).

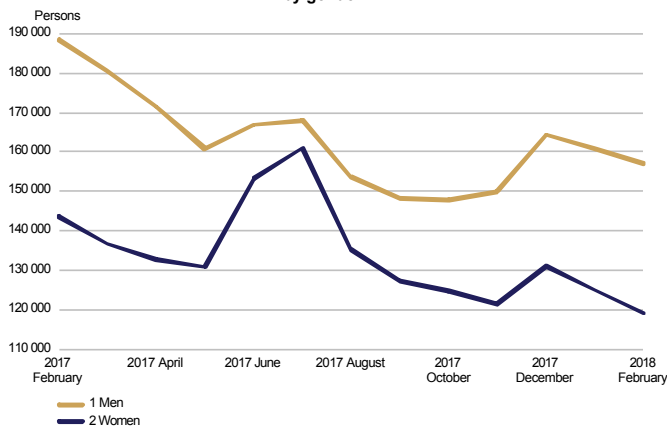
Unemployed jobseekers and jobs vacant in Employment and Economic Development Office by ELY centre

ELY centre	Unemployed jobseekers			Change		Of the unemployed jobseekers fully laid off	Unemployed jobseekers' percentage of the workforce	Jobs vacant			Change	
	Feb 2018	Jan 2018	Feb 2017	Feb 2018	Feb 2017			Feb 2018	Jan 2018	Feb 2017	Feb 2018	Feb 2017
Uusimaa	76 737	78 818	89 642	-12 905	-14	3 047	9,0	21 743	19 411	16 781	4 962	30
Southwest Finland	22 524	23 668	27 788	-5 264	-19	1 372	9,9	6 683	5 878	5 399	1 284	24
Satakunta	10 570	11 076	13 667	-3 097	-23	732	10,6	3 341	3 076	2 915	426	15
Häme	20 476	20 940	23 597	-3 121	-13	1 160	11,8	4 865	3 720	3 949	916	23
Pirkanmaa	26 262	27 517	33 956	-7 694	-23	1 430	10,7	7 989	7 555	6 574	1 415	22
Southeast Finland	18 628	19 166	22 422	-3 794	-17	1 243	13,5	3 599	2 541	2 756	843	31
South Savo	7 684	7 990	9 364	-1 680	-18	704	11,9	2 169	1 923	2 428	-259	-11
North Savo	12 789	13 103	14 827	-2 038	-14	1 166	11,4	3 437	2 617	2 509	928	37
North Karelia	10 940	11 210	12 596	-1 656	-13	694	15,1	1 439	1 059	1 244	195	16
Central Finland	16 369	16 969	19 746	-3 377	-17	981	12,8	2 851	2 996	1 943	908	47
South Ostrobothnia	7 340	7 413	9 021	-1 681	-19	974	8,5	3 349	3 291	3 108	241	8
Ostrobothnia	8 731	8 857	10 945	-2 214	-20	816	7,5	4 796	4 109	4 131	665	16
North Ostrobothnia	21 930	23 113	26 768	-4 838	-18	1 446	11,8	4 331	4 201	3 588	743	21
Kainuu	4 235	4 412	4 709	-474	-10	318	13,0	948	654	598	350	59
Lapland	10 254	10 849	12 367	-2 113	-17	810	12,5	2 336	1 958	2 624	-288	-11
Åland	605	596	589	16	3	25	4,0	548	533	451	97	22
Abroad	126	139	161	-35	-22	24	.	3 134	2 929	2 841	293	10
WHOLE COUNTRY	276 201	285 837	332 166	-55 965	-17	16 942	10,5	77 558	68 451	63 839	13 719	21



Unemployed jobseekers by gender and age-group

**UNEMPLOYED JOBSEEKERS
by gender**

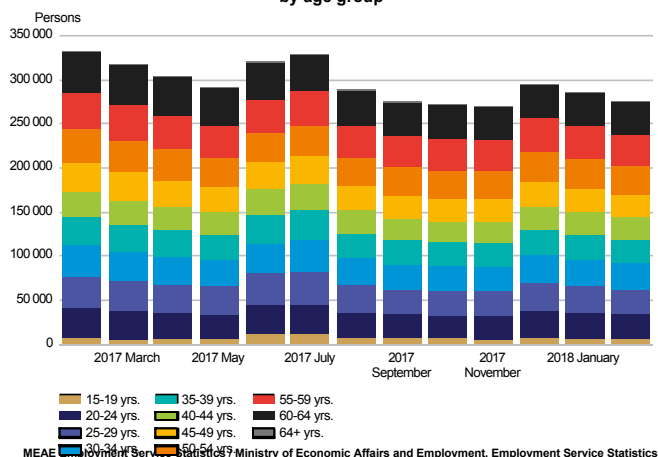


MEAE Employment Service Statistics / Ministry of Economic Affairs and Employment, Employment Service Statistics

Unemployment decreased slightly more among men than women

Of the unemployed jobseekers, 157,100 (57%) were men and 119,100 (43%) were women, indicating a decrease of 3,800 for men and 5,800 for women from the figures for January. Compared with February a year ago, the unemployment among men decreased by 31,400 (-17%) and among women by 24,600 (-17%).

**UNEMPLOYED JOBSEEKERS
by age group**



MEAE Employment Service Statistics / Ministry of Economic Affairs and Employment, Employment Service Statistics

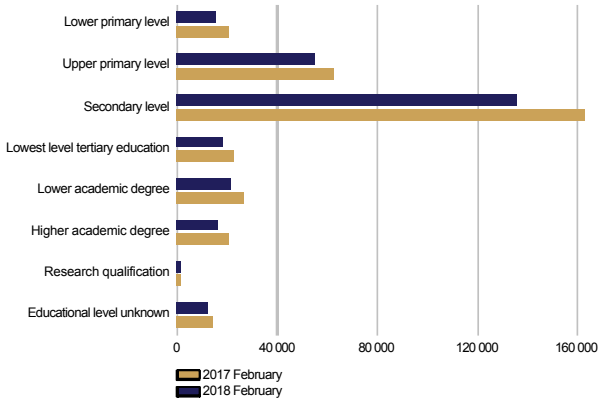
Unemployment decreased in all age groups

At the end of February, unemployed jobseekers under 25 years of age numbered 33,400, representing a decrease of 7,500 from February a year ago. Youth unemployment decreased from January by 2,000. For those under 20, the number of unemployed was 5,800. Among those over 50, the number of unemployed was 106,300, representing a decrease of 20,000 on the year before. Among those over 55, the number of unemployed was 74,100, representing a decrease of 14,100 on the year before.



Unemployed jobseekers by levels of education and occupational group

UNEMPLOYED JOBSEEKERS
by level of education

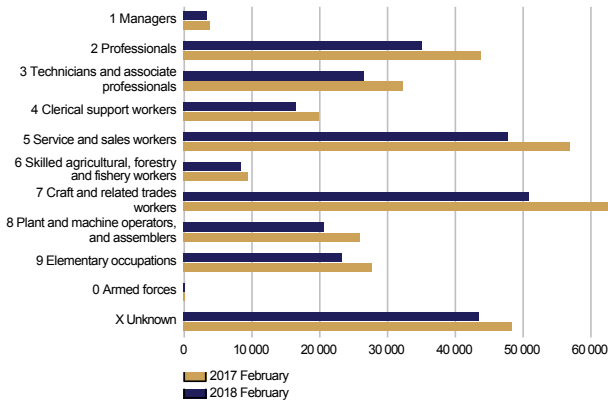


MEAE Employment Service Statistics / Ministry of Economic Affairs and Employment, Employment Service Statistics

Unemployment decreased at all levels of education

Examined by level of education, unemployment decreased from February last year at all levels of education; the decrease was greatest among those with lower level basic qualifications (-27%), higher-degree level tertiary education (-21%), lowest level of tertiary education (-19%) and lower-degree level tertiary education (-19%).

UNEMPLOYED JOBSEEKERS
by occupational group

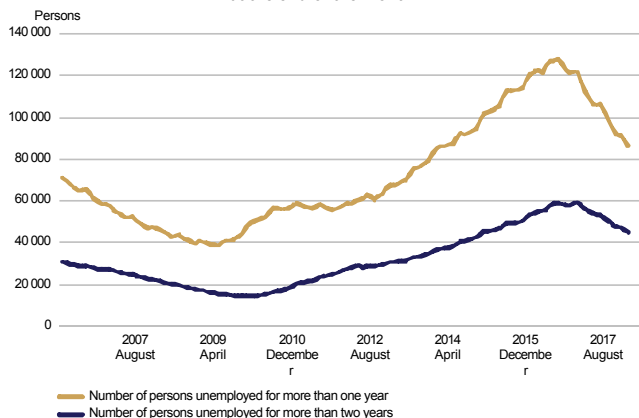


MEAE Employment Service Statistics / Ministry of Economic Affairs and Employment, Employment Service Statistics

Unemployment decreased in all occupational groups

Examined by occupation, unemployment decreased in all groups from February last year; the most in the groups of craft and related trades workers (-12,800), service and sales workers (-9,200) and professionals (-8,600).

LONG-TERM UNEMPLOYED
at the end of the month



MEAE Employment Service Statistics / Ministry of Economic Affairs and Employment, Em

Decrease in long-term unemployment

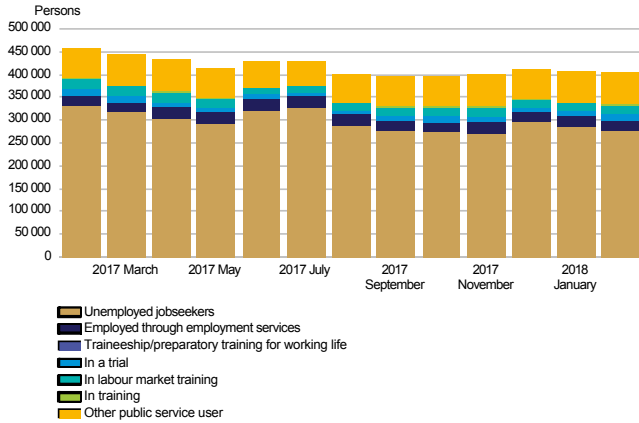
At the end of February, the number of long-term unemployed who had been unemployed without interruption for more than a year amounted to 86,500, down 30,800 on the previous year. Of the long-term unemployed, 50,000 were men and 36,500 were women. The number of men decreased by 18,200 (-27%) from the previous year and the number of women by 12,600 (-26%). Long-term unemployed who had been unemployed without interruption for more than two years numbered 44,900, which is 13,000 less than a year ago.



Services

BROAD UNEMPLOYMENT

i.e. unemployed jobseekers and employment services users



MEAE Employment Service Statistics / Ministry of Economic Affairs and Employment, Employment Service Statistics

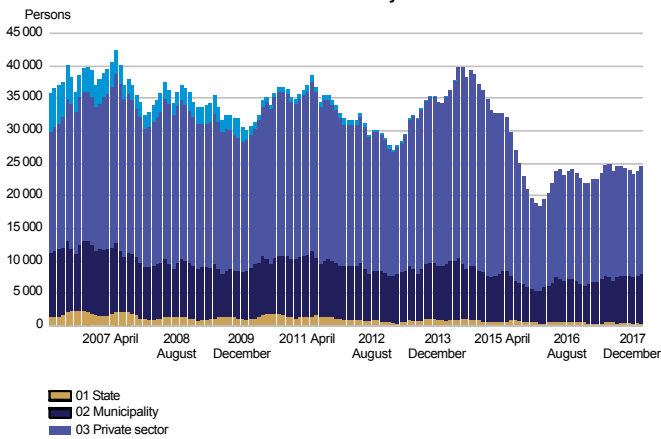
Slight increase in the number of persons covered by services

At the end of February, the number of persons covered by services included in the activation rate amounted to 126,200, up 300 on the previous year. Compared with January, the number of persons covered by such services increased by 5,000. The activation rate at the end of February was 31.4%, which is 3.9 percentage points higher than a year earlier. In all, 4.7% of the labour force were covered by these services.

Of those covered by services, the number of men was 60,200, down 200 on the previous year. The number of women covered by these services was 66,000, up 400 on the previous year.

Broad unemployment, or the total number of unemployed jobseekers and those covered by services, was 402,400 at the end of February. This is 55,700 less than a year earlier. The decrease in broad unemployment was due to a decrease in the number of unemployed jobseekers.

EMPLOYED THROUGH EMPLOYMENT SERVICES at the end of the month by sector



MEAE Employment Service Statistics / Ministry of Economic Affairs and Employment, Employment Service Statistics

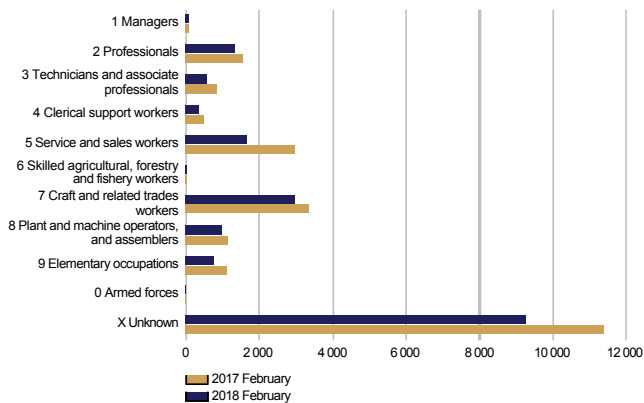
The number of placements increased in local government and the private sector

At the end of February, the number of persons claiming pay subsidies, employed by the State or receiving start-up grants totalled 24,600, which is 2,100 more than the year before. Of those employed, 2% were in government jobs, 30% in local government jobs and 68% in the private sector. Since February last year, the number of placements has decreased by 11% in government jobs and increased by 21% in local government jobs and by 6% in the private sector. Of those employed, 49% were men. Placements for men increased by 700, and those for women by 1,400 from the previous year.



Labour market training, training and self-motivated studies

PERSONS IN LABOUR MARKET TRAINING
in target profession at the end of the month



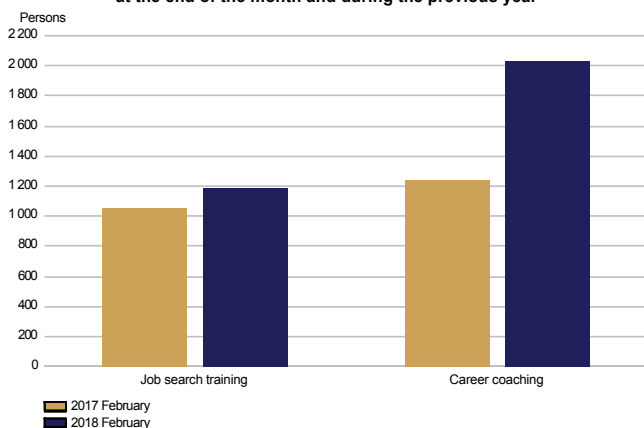
MEAE Employment Service Statistics / Ministry of Economic Affairs and Employment, Employment Service Statistics

The number of persons in labour market training decreased

At the end of February, labour market training was attended by 17,900 students, down 5,000 on the previous year. Of the students, 9,500 were men and 8,400 were women. Compared to the situation a year ago, the number of men decreased by 2,500 and the number of women also by 2,500. During February, 3,900 new students began labour market training, representing a decrease of 1,200 on the year before.

Based on target occupation, the largest subgroup within the category of 'unknown' were people in integration training (8,300), which is 1,200 less than the year before. In February, the number of people without a specified target occupation was 100, which is 800 less than in February last year.

IN TRAINING
at the end of the month and during the previous year

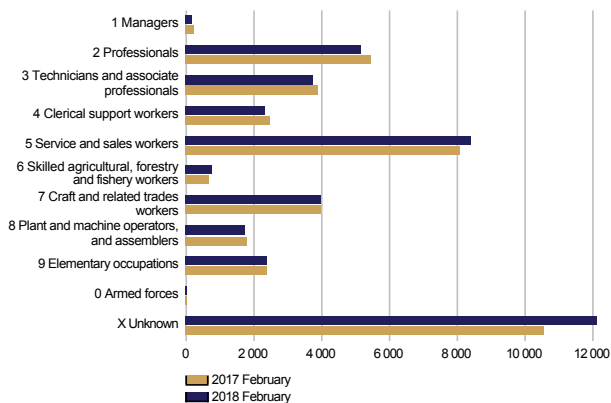


MEAE Employment Service Statistics / Ministry of Economic Affairs and Employment, Employment Service Statistics

The number of persons in training increased

At the end of February, 3,200 persons were in training, which is 900 more than the year before. The number of men in training was 1,500 and of women 1,700. Career coaching had 2,000 participants, which is 800 more than a year earlier. The number of participants in job search training increased by 100 from the previous year.

IN SELF-MOTIVATED STUDIES
in person's profession at the end of the month



MEAE Employment Service Statistics / Ministry of Economic Affairs and Employment, Employment Service Statistics

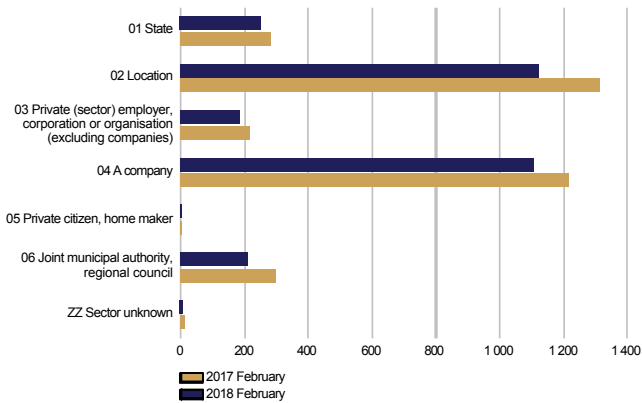
The number of people in self-motivated study increased from the previous year

Self-motivated studies supported by unemployment benefits were attended by a total of 40,900 people, representing an increase of 1,400 on the year before. The number of men receiving unemployment benefits for studies was 17,000, up 1,000 on the previous year. Among women, the number was 23,900, representing an increase of 400 on the year before. Occupation was undetermined in case of 10,000 persons in the group of 'unknown', up 1,400 on the previous year.



Job alternation, rehabilitative work and trials

AS A JOB ALTERNATION SUBSTITUTE
at the end of the month and during the previous year by sector

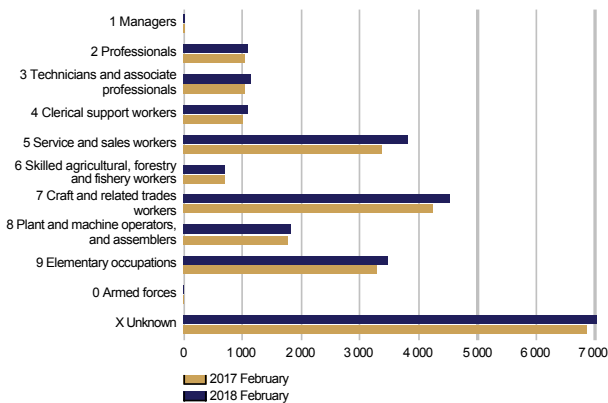


MEAE Employment Service Statistics / Ministry of Economic Affairs and Employment, Employment Service Statistics

The number of job alternation substitutes decreased

A total of 2,900 persons were job alternation substitutes at the end of February, which is 400 less than a year earlier. Of the substitutes, 1,000 were men and 1,900 were women. The number of men decreased by 100, and the number of women by 300.

REHABILITATIVE WORK ACTIVITIES
at the end of the month and during the previous year

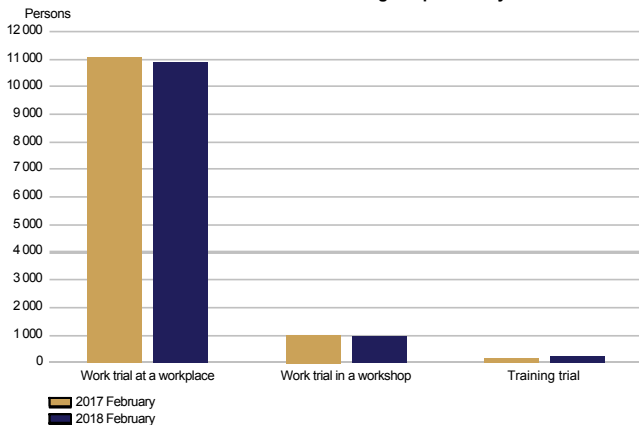


MEAE Employment Service Statistics / Ministry of Economic Affairs and Employment, Employment Service Statistics

More participants in rehabilitative work activities than in the previous year

A total of 24,700 persons participated in rehabilitative work activities at the end of February, which is 1,400 more than a year earlier. Of the participants 13,900 were men and 10,800 were women. Compared to the situation a year ago, the number of men increased by 600 and the number of women by 800.

IN TRIALS
at the end of the month and during the previous year



MEAE Employment Service Statistics / Ministry of Economic Affairs and Employment, Employment Service Statistics

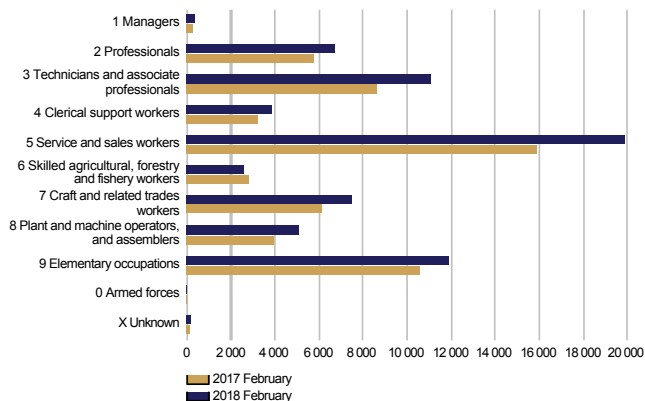
Participation in work and training trials decreased

Work and training trials had a total of 12,100 participants at the end of February, which is 200 less than a year earlier. Of the participants, 5,300 were men and 6,800 were women. The number of men decreased by 200 from the previous year and the number of women remained the same.



Jobs vacant

NEW JOB VACANCIES
during the month and during the previous year



MEAE Employment Service Statistics / Ministry of Economic Affairs and Employment, Employment Service Statistics

Increase in the number of new vacancies

The number of new vacancies reported to Employment and Economic Development Offices during February totalled 69,100, which is 11,800 more than in February last year. In all, the number of unfilled vacancies at Employment and Economic Development Offices amounted to 138,500 in February, which is 28,600 more than a year ago. A total of 8,600 of these vacancies were filled during February, 4,900 of them through Employment and Economic Development Offices. A total of 49,700 vacancies were closed for applications because the application period had ended or because there was a sufficient number of applicants. In addition, a total of 2,700 vacancies were cancelled and 1,000 vacancies could not be filled. The number of vacancies remaining unfilled at the end of February was 77,600, up 13,700 on the previous year.

The number of new vacancies had increased for nine occupational groups; the greatest increases were in the groups of service and sales workers (4,000), technicians and associate professionals (2,500), elementary occupations (1,400), craft and related trades workers (1,400) and plant and machine operators, and assemblers (1,100). The number of new job vacancies had decreased in the category of skilled agricultural, forestry and fishery workers (-200).



Summary table

EMPLOYMENT SITUATION AT THE END OF 2018 FEBRUARY (I) AND
ACTIVITIES OF EMPLOYMENT AND ECONOMIC DEVELOPMENT OFFICES DURING FEBRUARY (II)
WHOLE COUNTRY

I EMPLOYMENT SITUATION AT THE END OF MONTH	Feb-18	Feb-17	CHANGE NUMBER	CHANGE %
A. JOBSEEKERS				
1. Unemployed jobseekers	276 201	332 166	-55 965	-16,8
of whom fully laid off	16 942	23 342	-6 400	-27,4
2. On reduced working week	8 053	10 349	-2 296	-22,2
3. Those who have work	163 586	167 473	-3 887	-2,3
of whom in the general labour market	140 174	145 302	-5 128	-3,5
of whom employed through employment services	23 412	22 171	1 241	5,6
4. Persons outside the labour force	129 861	135 789	-5 928	-4,4
of whom in services promoting employment	38 533	35 821	2 712	7,6
of whom in training	63 596	67 027	-3 431	-5,1
1-4 Total of jobseekers	577 701	645 777	-68 076	-10,5
B. LABOUR DEMAND				
1. Jobs vacant	77 558	63 839	13 719	21,5
of those notified for over a month	27 652	22 049	5 603	25,4
of those notified for over 2 months	7 284	6 427	857	13,3
C. PARTICIPATING IN SERVICES				
1. Employed by the State	410	463	-53	-11,4
2. Employed by municipalities	7 521	6 226	1 295	20,8
3. Employed by the private sector	16 620	15 747	873	5,5
1-3 Total number of employed people	24 551	22 436	2 115	9,4
4. Labour market training	17 934	22 893	-4 959	-21,7
5. Training	3 214	2 297	917	39,9
6. Engaged in work/training trials	12 064	12 222	-158	-1,3
7. As a job alternation substitute	2 885	3 335	-450	-13,5
8. Rehabilitative work	24 705	23 260	1 445	6,2
9. Self-motivated studies supported by unemployment benefit	40 875	39 509	1 366	3,5
1-9 Total number of people participating in services	126 228	125 952	276	0,2
D. STRUCTURE OF UNEMPLOYMENT				
1. Unemployed women	119 133	143 690	-24 557	-17,1
2. Unemployed men	157 068	188 476	-31 408	-16,7
3. Under 25 years old	33 366	40 817	-7 451	-18,3
4. Over 50 years old	106 259	126 218	-19 959	-15,8
5. Unemployed over a year	86 485	117 309	-30 824	-26,3
6. Foreign unemployed	26 505	30 906	-4 401	-14,2
E. UNEMPLOYMENT SECURITY				
1. Unemployed members of employees' unemployment funds	111 244	142 920	-31 676	-22,2
II EMPLOYMENT SITUATION DURING THE MONTH				
1. Unemployed jobseekers	308 973	364 580	-55 607	-15,3
2. Other jobseekers	293 262	302 761	-9 499	-3,1
1-2 Total number of jobseekers	602 235	667 341	-65 106	-9,8
3. Vacancies during a month	138 462	109 892	28 570	26,0
New vacancies during a month	69 086	57 317	11 769	20,5
Vacancies filled during a month	8 621	7 915	706	8,9
of those filled with job-seekers at the Employment Service	4 930	4 027	903	22,4
Vacancies application period ended or sufficient number of applicants	49 713	38 137	11 576	30,4
Vacancies cancelled or could not be filled	3 708	2 348	1 360	57,9
4. Started spell of unemployment	37 146	35 889	1 257	3,5
5. Completed spell of unemployment	43 506	42 657	849	2,0
6. New jobs found through employment services	3 721	3 393	328	9,7
7. New entrants to labour market training	3 945	5 136	-1 191	-23,2



Foreigners' summary table

FOREIGNERS' EMPLOYMENT SITUATION AT THE END OF 2018 FEBRUARY (I) AND
ACTIVITIES OF EMPLOYMENT AND ECONOMIC DEVELOPMENT OFFICES DURING FEBRUARY (II)
WHOLE COUNTRY

I EMPLOYMENT SITUATION AT THE END OF MONTH	Feb-18	Feb-17	CHANGE NUMBER	CHANGE %
A. JOBSEEKERS				
1. Unemployed jobseekers	26 505	30 906	-4 401	-14,2
of whom fully laid off	1 488	1 805	-317	-17,6
2. On reduced working week	283	360	-77	-21,4
3. Those who have work	15 074	15 078	-4	0,0
of whom in the general labour market	13 202	13 254	-52	-0,4
of whom employed through employment services	1 872	1 824	48	2,6
4. Persons outside the labour force	32 798	31 475	1 323	4,2
of whom in services promoting employment	4 799	4 621	178	3,9
of whom in training	25 046	23 628	1 418	6,0
1-4 Total of jobseekers	74 660	77 819	-3 159	-4,1
C. PARTICIPATING IN SERVICES				
1. Employed by the State	8	13	-5	-38,5
2. Employed by municipalities	468	427	41	9,6
3. Employed by the private sector	1 228	1 209	19	1,6
1-3 Total number of employed people	1 704	1 649	55	3,3
4. Labour market training	9 312	11 058	-1 746	-15,8
5. Training	256	250	6	2,4
6. Engaged in work/training trials	2 751	2 732	19	0,7
7. As a job alternation substitute	53	63	-10	-15,9
8. Rehabilitative work	1 807	1 720	87	5,1
9. Self-motivated studies supported by unemployment benefit	15 546	12 645	2 901	22,9
1-9 Total number of people participating in services	31 429	30 117	1 312	4,4
D. STRUCTURE OF UNEMPLOYMENT				
1. Unemployed women	13 112	15 110	-1 998	-13,2
2. Unemployed men	13 393	15 796	-2 403	-15,2
3. Under 25 years old	1 701	1 961	-260	-13,3
4. Over 50 years old	7 177	8 142	-965	-11,9
5. Unemployed over a year	6 272	9 247	-2 975	-32,2
E. UNEMPLOYMENT SECURITY				
1. Unemployed members of employees' unemployment funds	5 390	6 670	-1 280	-19,2
II EMPLOYMENT SITUATION DURING THE MONTH				
1. Unemployed jobseekers	30 517	35 241	-4 724	-13,4
2. Other jobseekers	46 185	44 344	1 841	4,2
1-2 Total number of jobseekers	76 702	79 585	-2 883	-3,6
4. Started spell of unemployment	4 125	4 125	0	0,0
5. Completed spell of unemployment	4 837	5 214	-377	-7,2
6. New jobs found through employment services	239	235	4	1,7
7. New entrants to labour market training	1 503	1 922	-419	-21,8



Regional table

UNEMPLOYED JOBSEEKERS AND JOBS VACANT BY ELY CENTRE AT THE END OF 2018 FEBRUARY WHOLE COUNTRY

ELY centre	Workforce	Unemployed jobseekers							Unemployed over a year	Disabled and chron. ill	Jobs vacant
		% of workforce	Total	Men	Women	Under 20 years old	Under 25 years old	Over 50 years old			
Uusimaa	850 624	9,0	76 737	42 360	34 377	1 149	7 198	27 970	26 181	7 447	21 743
Southwest Finland	227 380	9,9	22 524	12 526	9 998	454	2 509	8 661	7 386	3 079	6 683
Satakunta	100 013	10,6	10 570	5 865	4 705	235	1 284	4 554	3 181	1 356	3 341
Häme	174 040	11,8	20 476	11 449	9 027	460	2 573	8 275	7 088	3 197	4 865
Pirkanmaa	244 958	10,7	26 262	14 446	11 816	596	3 689	8 715	8 753	2 934	7 989
Southeast Finland	138 362	13,5	18 628	10 688	7 940	418	2 327	7 857	5 803	2 361	3 599
South Savo	64 808	11,9	7 684	4 662	3 022	199	981	3 508	2 075	1 370	2 169
North Savo	111 991	11,4	12 789	7 765	5 024	273	1 625	5 294	3 921	2 120	3 437
North Karelia	72 620	15,1	10 940	6 503	4 437	243	1 346	4 899	3 787	1 371	1 439
Central Finland	127 550	12,8	16 369	9 231	7 138	455	2 457	6 148	4 056	1 837	2 851
South Ostrobothnia	86 171	8,5	7 340	4 210	3 130	216	1 119	2 815	1 215	1 139	3 349
Ostrobothnia	116 491	7,5	8 731	5 149	3 582	216	1 148	3 292	2 388	1 095	4 796
North Ostrobothnia	186 593	11,8	21 930	12 695	9 235	627	3 385	7 313	6 694	2 613	4 331
Kainuu	32 673	13,0	4 235	2 708	1 527	90	512	2 014	1 022	661	948
Lapland	82 092	12,5	10 254	6 405	3 849	198	1 122	4 727	2 818	1 189	2 336
Åland	15 150	4,0	605	334	271	19	74	198	84	48	548
Abroad	0	0,0	126	72	54	..	16	19	33	..	3 134
Total	2 631 516	10,5	276 201	157 068	119 133	5 850	33 366	106 259	86 485	33 820	77 558



Information about the website

On this website you will find the latest statistics from the Ministry of Economic Affairs and Employment's monthly Employment Bulletin. You can access a .pdf version of the current and previous months' Employment Bulletin by following the link on the right. The Employment Bulletin is based on the data from the MEAE's Employment Service Statistics. The Ministry of Economic Affairs and Employment compiles statistics on the clients of the Employment and economic development offices (TE offices), including registered job-seekers, labour market policy services, and job vacancies reported to TE offices by employers. The data is collected from the customer service registry (URA) used by the TE offices. This means that the data used by MEAE Employment Service Statistics is completely registry-based. The statistical data covers all persons, services, and open vacancies in the aforementioned groups, as separately defined in the registry by the classifications and variables for the statistical period in question. The figures also include registered jobseekers who are taking part in local government trial schemes for promoting employment.

Owing to seasonal variations, the Employment Bulletin always includes a comparison with the corresponding month in the previous year. The descriptors used in the Bulletin are also available in a table format. The Employment Bulletins are published at the end of the subsequent calendar month. The official date of publication is announced in advance.

The following symbols have been used:

. Category not applicable

.. Data not available or too uncertain for presentation, or subject to secrecy

Links:

- Employment Service Statistics online: <http://www.tem.fi/en/employment-bulletin-and-employment-service-statistics>
- Employment Service Statistics, Description and Quality Description <http://www.tem.fi/en/release-dates-of-statistics-and-description-and-quality-description>
- You can access key information from MEAE's Employment Service Statistics by visiting the Sector Online website: <http://www2.toimialaonline.fi> Pathway: Statistical base – Labour market – Employment service statistics
- The Employment Service Statistics data is also available from the MEAE Publications page (only available in Finnish). www.tem.fi/tyopoliittinen-aikakauskirja
- Joint monthly report from MEAE and Statistics Finland http://tilastokeskus.fi/til/tyti/tie_en.html
- Comparison between the statistics of Statistics Finland and the Ministry of Economic Affairs and Employment http://www.stat.fi/til/tyti/tyti_2016-08-23_men_001_en.html
- Comparison between the Job Vacancy Survey of Statistics Finland and Employment Service Statistics of the Ministry of Economic Affairs and Employment https://tilastokeskus.fi/til/atp/atp_2017-01-02_men_001.html

Instructions for referencing: Official Statistics of Finland (OSF): Ministry of Economic Affairs and Employment / Employment Service Statistics. ISSN 1797-3694 201Y:MM, Employment Bulletin, MONTH 201Y. Helsinki: Ministry of Economic Affairs and Employment (date of reference). Available at: <http://www.temtyollisyyskatsaus.fi>



Contact information

Ministry of Economic Affairs and Employment

Employment and Well-Functioning Markets Department

Kaisa-Mari Kuusela, +358 29 504 8294

Petri Syvänen, +358 29 504 8050

Hilkka Kattelus, +358 29 504 8047

E-mail: [firstname.lastname\(at\)tem.fi](mailto:firstname.lastname(at)tem.fi) / [tyonvalitystilasto\(at\)tem.fi](mailto:tyonvalitystilasto(at)tem.fi)

<http://www.temtyollisyyskatsaus.fi>

ISSN: 1797-3694 (online publication)

