



Employment Bulletin

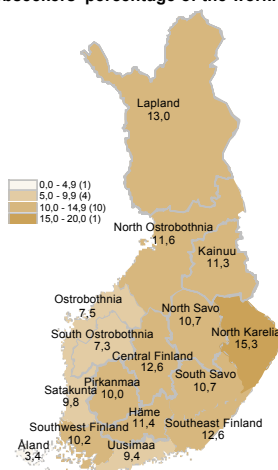
June 2018



Ministry of Economic Affairs
and Employment of Finland

In June, the number of unemployed jobseekers was 272,700

Unemployed jobseekers' percentage of the workforce by ELY centre



AE Employment Service Statistics / Ministry of Economic Affairs and Employment, Employment Service Statistics

A total of 272,700 unemployed jobseekers were registered at the Employment and Economic Development Offices at the end of June. This was 47,400 fewer than a year earlier. The number of unemployed jobseekers increased by 31,100 from the previous month. Unemployed jobseekers accounted for 10.4% of the labour force, which is 1.8 percentage points less than a year ago. The figures are from the Employment Service Statistics of the Ministry of Economic Affairs and Employment.

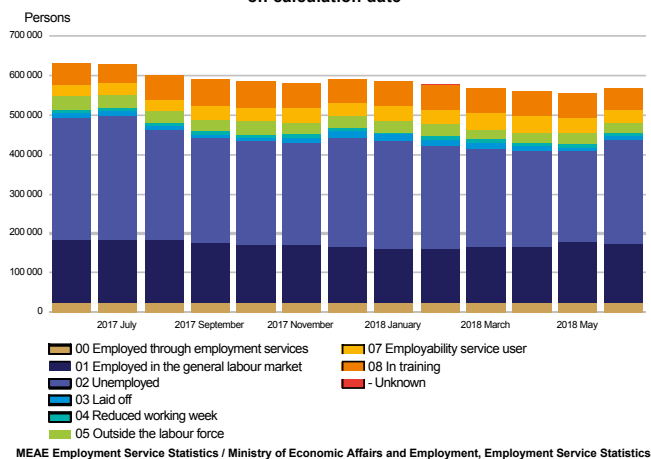
Trends:

- The total number of jobseekers decreased
- The number of unemployed jobseekers decreased by 47,000 compared to the year before
- Services included in the activation rate had 6,000 more people than a year ago
- 6,000 new job vacancies more compared to last year



All jobseekers

**Jobseekers by group
on calculation date**



MEAE Employment Service Statistics / Ministry of Economic Affairs and Employment, Employment Service Statistics

The total number of jobseekers decreased

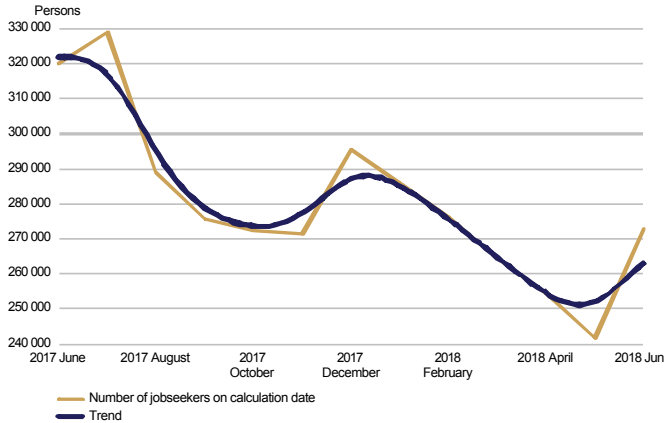
At the end of June, the number of jobseekers registered at the Employment and Economic Development Offices totalled 567,200, down 63,000 on the previous year. Of the jobseekers, 275,000 were men and 292,100 were women. Compared to the situation a year ago, the number of men decreased by 34,800 and the number of women by 28,200.

Of the jobseekers, 174,300 were employed, 149,200 of them were on the open labour market and 25,100 were employed through the services of the employment and economic development administration. The number of jobseekers outside the labour force was 113,600, of whom 35,300 were in services promoting employment and 51,300 in training. Of the jobseekers, 272,700 were unemployed jobseekers, which is 47,400 less than the year before. In June, 9,400 of unemployed jobseekers were fully laid off, which is 1,200 more than in May. Since June last year, the number of people fully laid off has decreased by 3,200. Furthermore, jobseekers on a reduced working week numbered 6,500, representing a decrease of 2,200 from the year before.



Unemployed jobseekers

UNEMPLOYED JOBSEEKERS
monthly and trend



MEAE Employment Service Statistics / Ministry of Economic Affairs and Employment, Employment Service Statistics

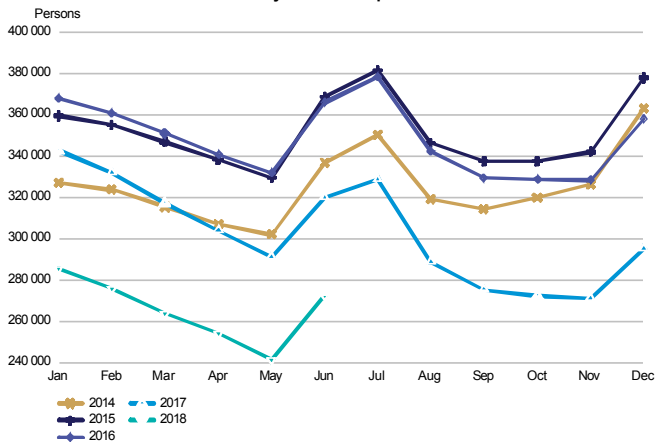
Decrease in unemployed jobseekers in June

At the end of June, the number of unemployed jobseekers registered at the Employment and Economic Development Offices totalled 272,700, down 47,400 on the previous year. Compared with May, the number of unemployed jobseekers increased by 31,100. Typical of the summer period, the increase was brought about by the entry into the labour market of the young graduates from various education institutions and termination of certain fixed-term employment contracts for the summer months. The termination of fixed-term contracts in summer increased unemployment particularly among women. Women's unemployment increased from May by 23,200.

In June, 9,400 of unemployed jobseekers were fully laid off, which is 1,200 more than in May. Since June last year, the number of people fully laid off has decreased by 3,200.

The number of foreign citizens among unemployed jobseekers totalled 30,500, down 4,400 from June a year ago. Of these foreign unemployed jobseekers, EU/EEA citizens accounted for 7,900 at the end of June, down 1,300 from the year before.

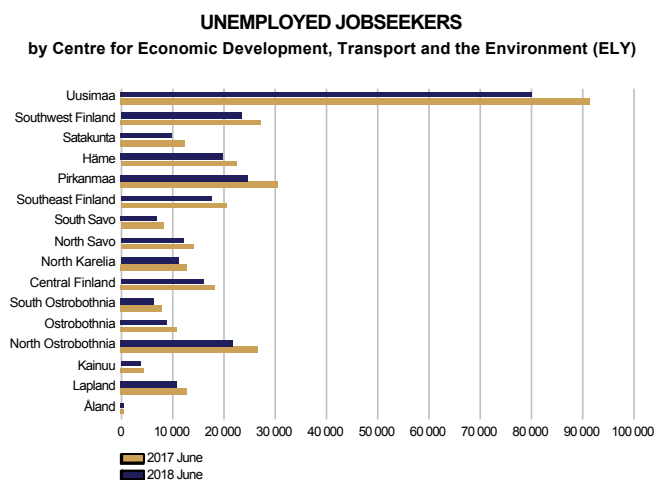
UNEMPLOYED JOBSEEKERS
month by month comparison



MEAE Employment Service Statistics / Ministry of Economic Affairs and Employment, Employment Service Statistics



Unemployed jobseekers by region



MEAE Employment Service Statistics / Ministry of Economic Affairs and Employment, Employment Service Statistics

Unemployment decreased in the areas of all ELY Centres

Compared to the same period in the previous year, the number of unemployed jobseekers decreased in June in the areas of all Centres for Economic Development, Transport and the Environment (ELY Centres); the most in Satakunta (-20%), Pirkanmaa (-20%), South Ostrobothnia (-19%) and North Ostrobothnia (-19%).

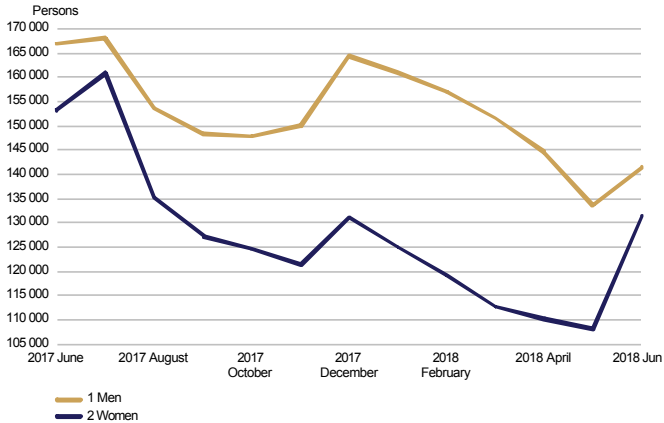
Unemployed jobseekers and jobs vacant in Employment and Economic Development Office by ELY centre

ELY centre	Unemployed jobseekers		Change		Of the fully laid off	Unemployed jobseekers' percentage of the workforce	Jobs vacant		Change			
	Jun 2018	May 2018	Jun 2018	Jun 2017			Jun 2018	May 2018	Jun 2018	Jun 2017		
Uusimaa	80 207	71 337	91 378	-11 171	-12	1 938	9,4	14 387	16 985	10 788	3 599	33
Southwest Finland	23 257	20 084	27 152	-3 895	-14	932	10,2	4 408	4 678	3 267	1 141	35
Satakunta	9 768	8 814	12 264	-2 496	-20	482	9,8	1 613	1 930	1 339	274	20
Häme	19 850	18 047	22 449	-2 599	-12	629	11,4	2 822	3 206	2 208	614	28
Pirkanmaa	24 557	21 638	30 510	-5 953	-20	820	10,0	5 257	5 623	4 625	632	14
Southeast Finland	17 437	15 685	20 471	-3 034	-15	616	12,6	1 585	1 844	1 137	448	39
South Savo	6 928	6 343	8 264	-1 336	-16	324	10,7	1 083	1 078	792	291	37
North Savo	12 000	10 704	14 094	-2 094	-15	614	10,7	2 102	2 278	1 535	567	37
North Karelia	11 115	9 516	12 718	-1 603	-13	370	15,3	949	1 101	758	191	25
Central Finland	16 019	14 042	18 240	-2 221	-12	484	12,6	1 683	1 977	1 298	385	30
South Ostrobothnia	6 258	5 509	7 737	-1 479	-19	421	7,3	1 285	1 827	849	436	51
Ostrobothnia	8 794	7 389	10 634	-1 840	-17	444	7,5	1 577	1 804	1 075	502	47
North Ostrobothnia	21 605	18 644	26 517	-4 912	-19	752	11,6	2 816	3 432	2 664	152	6
Kainuu	3 680	3 448	4 369	-689	-16	138	11,3	520	653	372	148	40
Lapland	10 649	9 814	12 645	-1 996	-16	440	13,0	1 906	2 052	1 897	9	0
Åland	518	510	540	-22	-4	..	3,4	257	332	178	79	44
Abroad	95	102	143	-48	-34	17	.	1 851	2 590	1 724	127	7
WHOLE COUNTRY	272 737	241 626	320 126	-47 389	-15	9 425	10,4	46 101	53 390	36 506	9 595	26



Unemployed jobseekers by gender and age-group

**UNEMPLOYED JOBSEEKERS
by gender**

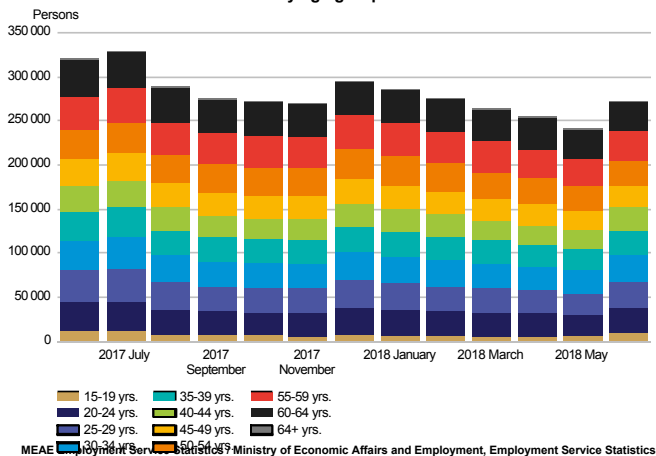


MEAE Employment Service Statistics / Ministry of Economic Affairs and Employment, Employment Service Statistics

Unemployment decreased more among men than women

Of the unemployed jobseekers, 141,400 (52%) were men and 131,300 (48%) were women, indicating an increase of 7,900 for men and 23,200 for women compared to the figures in May. Compared with June a year ago, the unemployment among men decreased by 25,500 (-15%) and among women by 21,900 (-14%).

**UNEMPLOYED JOBSEEKERS
by age group**



MEAE Employment Service Statistics / Ministry of Economic Affairs and Employment, Employment Service Statistics

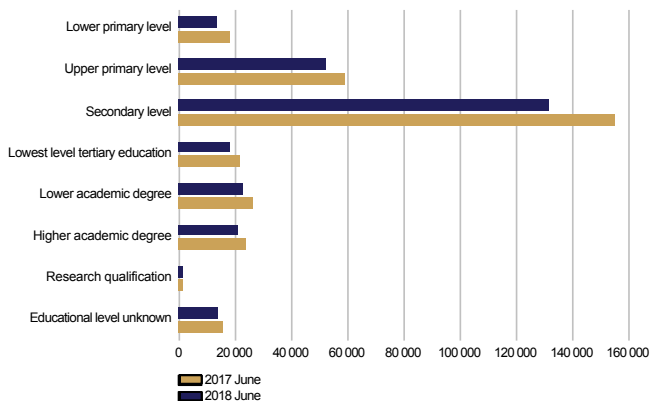
Unemployment decreased in all age groups

At the end of June, unemployed jobseekers under 25 years of age numbered 38,200 representing a decrease of 7,700 from June a year ago. Youth unemployment increased from May by 8,600. For those under 20, the number of unemployed was 10,300. Among those over 50, the number of unemployed was 96,700, representing a decrease of 16,900 on the year before. Among those over 55, the number of unemployed was 67,300, representing a decrease of 12,200 on the year before.



Unemployed jobseekers by levels of education and occupational group

UNEMPLOYED JOBSEEKERS
by level of education

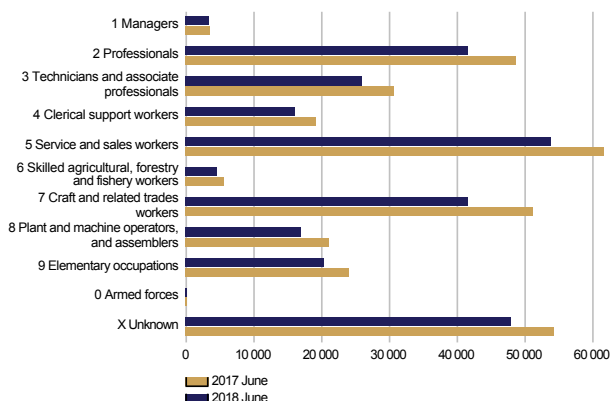


MEAE Employment Service Statistics / Ministry of Economic Affairs and Employment, Employment Service Statistics

Unemployment decreased at all levels of education

Examined by level of education, unemployment decreased from June last year at all levels of education; the decrease was greatest among those with lower level basic qualifications (-28%), lowest level of tertiary education (-17%), doctorate or equivalent level tertiary education (-16%) and upper secondary level of education (-15%).

UNEMPLOYED JOBSEEKERS
by occupational group

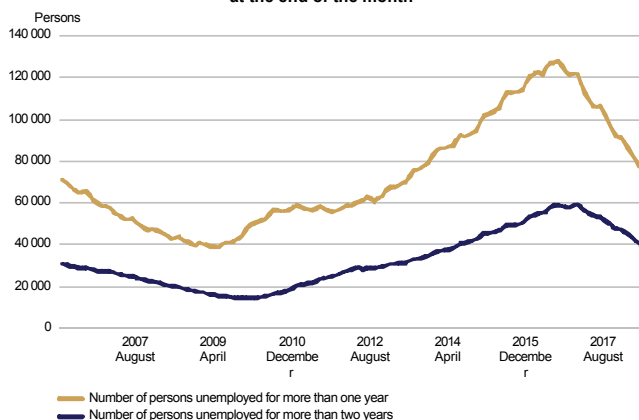


MEAE Employment Service Statistics / Ministry of Economic Affairs and Employment, Employment Service Statistics

Unemployment decreased in all occupational groups

Examined by occupation, unemployment decreased in all groups from June last year; the most in the groups of craft and related trades workers (-9,600), service and sales workers (-7,800) and professionals (-7,000).

LONG-TERM UNEMPLOYED
at the end of the month



MEAE Employment Service Statistics / Ministry of Economic Affairs and Employment, Em

Decrease in long-term unemployment

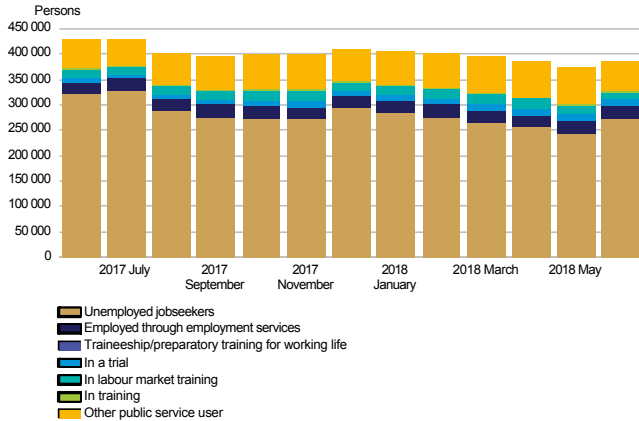
At the end of June, the number of long-term unemployed who had been unemployed without interruption for more than a year amounted to 77,100, down 28,800 from the previous year. Of the long-term unemployed, 44,500 were men and 32,600 were women. The number of men decreased by 15,600 (-26%) from the previous year and the number of women by 13,200 (-29%). Long-term unemployed who had been unemployed without interruption for more than two years numbered 39,800, which is 13,400 less than a year ago.



Services

BROAD UNEMPLOYMENT

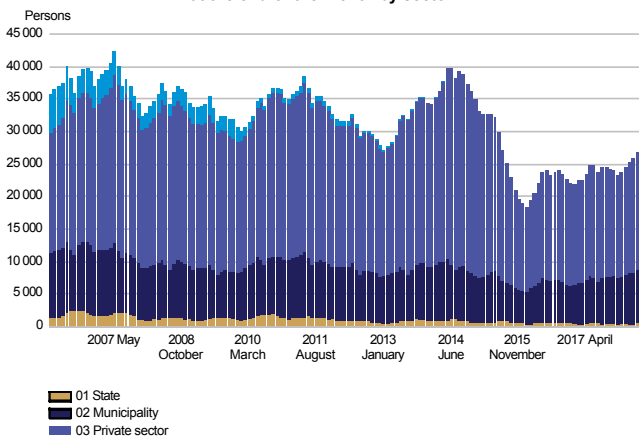
i.e. unemployed jobseekers and employment services users



MEAE Employment Service Statistics / Ministry of Economic Affairs and Employment, Employment Service Statistics

EMPLOYED THROUGH EMPLOYMENT SERVICES

at the end of the month by sector



MEAE Employment Service Statistics / Ministry of Economic Affairs and Employment, Employment Service Statistics

Increase in the number of persons covered by services

At the end of June, the number of persons covered by services included in the activation rate amounted to 114,000, up 5,600 on the previous year. Compared with May, the number of persons covered by such services decreased by 16,700. The activation rate at the end of June was 29.5%, which is 4.2 percentage points higher than a year earlier. In all, 4.0% of the labour force were covered by these services.

Of those covered by services, the number of men was 56,900, up 2,500 on the previous year. The number of women covered by these services was slightly higher than that of men at 57,100, up 3,100 on the previous year.

Broad unemployment, or the total number of unemployed jobseekers and those covered by services, was 386,700 at the end of June. This is 41,800 less than a year earlier. The decrease in broad unemployment was due to a decrease in the number of unemployed jobseekers.

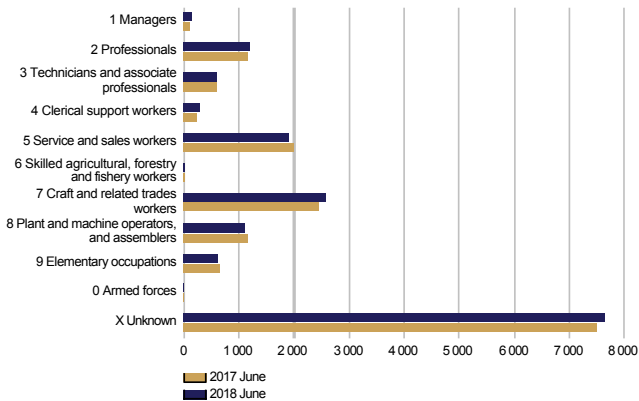
The number of placements increased in local government and the private sector

At the end of June, the number of persons claiming pay subsidies, employed by the State or receiving start-up grants totalled 26,600, which is 1,900 more than the year before. Of those employed, 2% were in government jobs, 29% in local government jobs and 69% in the private sector. Since June last year, the number of placements has decreased by 3% in government jobs and increased by 12% in local government jobs and by 7% in the private sector. Of those employed, 53% were men. Placements for men increased by 800, and those for women by 1,100 from the previous year.



Labour market training, training and self-motivated studies

PERSONS IN LABOUR MARKET TRAINING
in target profession at the end of the month



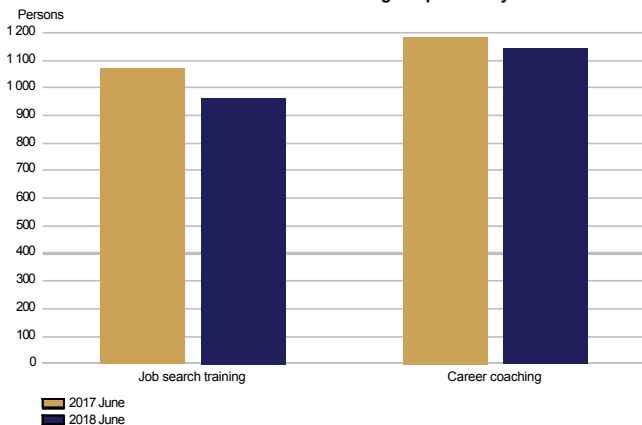
MEAE Employment Service Statistics / Ministry of Economic Affairs and Employment, Employment Service Statistics

Slight increase in the number of persons in labour market training

At the end of June, labour market training was attended by 16,100 students, up 300 on the previous year. Of the students, 8,600 were men and 7,500 were women. Compared with last year, the number of men remained the same, and the number of women increased by 200. During June, 1,900 new students began labour market training, representing a decrease of 500 on the year before.

Based on target occupation, the largest subgroup within the category of 'unknown' were people in integration training (6,600), which is 400 less than the year before.

IN TRAINING
at the end of the month and during the previous year

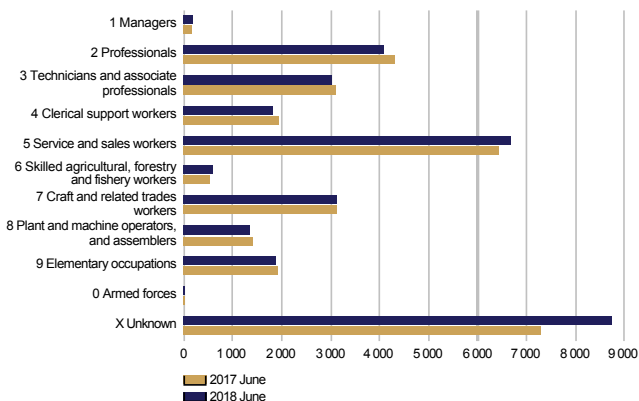


MEAE Employment Service Statistics / Ministry of Economic Affairs and Employment, Employment Service Statistics

The number of persons in training decreased

At the end of June, 2,100 persons were in training, which is 200 less than the year before. The number of men in training was 1,000 and of women 1,100. Work and training trials had 1,100 participants, which is almost as many as a year ago at the same time. The number of participants in job search training decreased by 100 from the previous year.

IN SELF-MOTIVATED STUDIES
in person's profession at the end of the month



MEAE Employment Service Statistics / Ministry of Economic Affairs and Employment, Employment Service Statistics

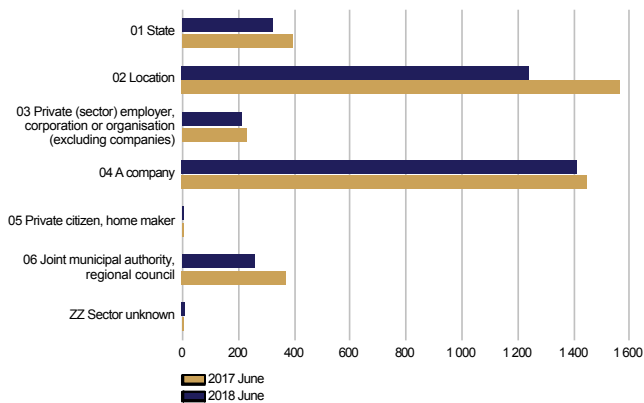
The number of people in self-motivated study increased from the previous year

Self-motivated studies supported by unemployment benefits were attended by a total of 31,500 people, representing an increase of 1,200 on the year before. The number of men receiving unemployment benefits for studies was 13,000, up 700 on the previous year. Among women, the number was 18,500, representing an increase of 500 on the year before. Occupation was undetermined in case of 7,100 persons in the group of 'unknown', down 2,500 on the previous year.



Job alternation, rehabilitative work and trials

AS A JOB ALTERNATION SUBSTITUTE
at the end of the month and during the previous year by sector

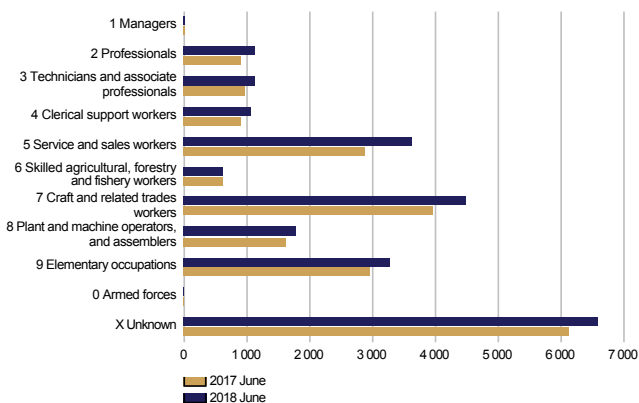


MEAE Employment Service Statistics / Ministry of Economic Affairs and Employment, Employment Service Statistics

The number of job alternation substitutes decreased

A total of 3,500 persons were job alternation substitutes at the end of June, which is 600 less than a year earlier. Of the substitutes, 1,200 were men and 2,300 were women. The number of men decreased by 100, and the number of women by 400.

REHABILITATIVE WORK ACTIVITIES
at the end of the month and during the previous year

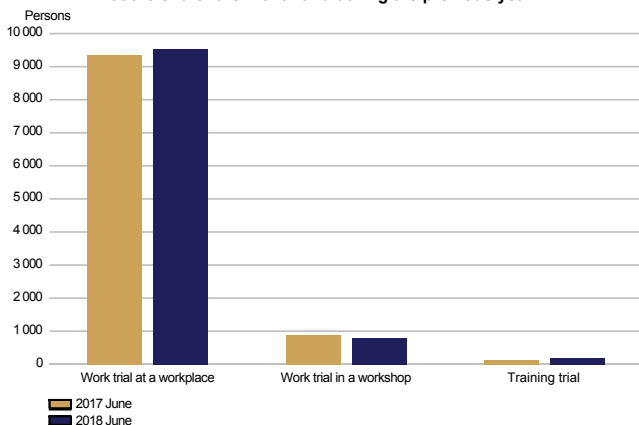


MEAE Employment Service Statistics / Ministry of Economic Affairs and Employment, Employment Service Statistics

More participants in rehabilitative work activities than in the previous year

A total of 23,700 persons participated in rehabilitative work activities at the end of June, which is 2,700 more than a year earlier. Of the participants 13,700 were men and 9,900 were women. The number of both men and women increased by 1,400 from the previous year.

IN TRIALS
at the end of the month and during the previous year



MEAE Employment Service Statistics / Ministry of Economic Affairs and Employment, Employment Service Statistics

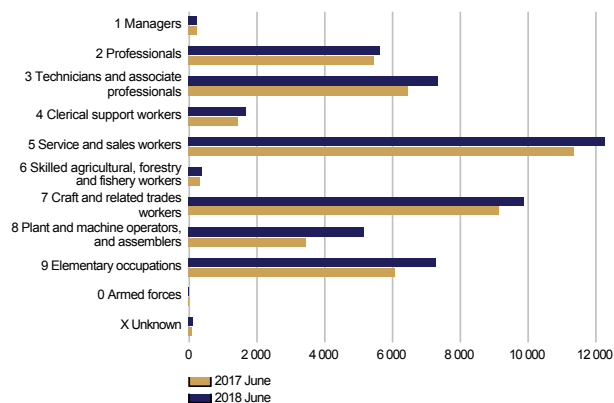
Participation in work and training trials increased

Work and training trials had a total of 10,500 participants at the end of June, which is 200 more than the previous year. Of the participants, 5,300 were men and 5,300 were women. The number of men decreased by 200 from the previous year and the number of women increased by 300.



Jobs vacant

NEW JOB VACANCIES
during the month and during the previous year



MEAE Employment Service Statistics / Ministry of Economic Affairs and Employment, Employment Service Statistics

Increase in the number of new vacancies

The number of new vacancies reported to Employment and Economic Development Offices during June totalled 50,100, which is 6,000 more than in June the previous year. In all, the number of unfilled vacancies at Employment and Economic Development Offices amounted to 102,900 in June, which is 17,800 more than a year ago. A total of 8,000 of these vacancies were filled during June, 4,700 of them through Employment and Economic Development Offices. A total of 49,100 vacancies were closed for applications because the application period had ended or because there was a sufficient number of applicants. In addition, a total of 1,300 vacancies were cancelled and 1,500 vacancies could not be fulfilled. The number of vacancies remaining unfilled at the end of June was 46,100, up 9,600 on the previous year.

The number of new vacancies had increased for nine occupational groups; the greatest increases were in the groups of plant and machine operators, and assemblers (1,700), elementary occupations (1,200), technicians and associate professionals (900), service and sales personnel (900), and craft and related trades workers (800). The number of new vacancies remained the same for the groups of managers and armed forces.



Summary table

EMPLOYMENT SITUATION AT THE END OF 2018 JUNE (I) AND
ACTIVITIES OF EMPLOYMENT AND ECONOMIC DEVELOPMENT OFFICES DURING JUNE (II)
WHOLE COUNTRY

I EMPLOYMENT SITUATION AT THE END OF MONTH	Jun-18	Jun-17	CHANGE NUMBER	CHANGE %
A. JOBSEEKERS				
1. Unemployed jobseekers	272 737	320 126	-47 389	-14,8
of whom fully laid off	9 425	12 615	-3 190	-25,3
2. On reduced working week	6 523	8 709	-2 186	-25,1
3. Those who have work	174 349	184 527	-10 178	-5,5
of whom in the general labour market	149 212	160 346	-11 134	-6,9
of whom employed through employment services	25 137	24 181	956	4,0
4. Persons outside the labour force	113 551	116 779	-3 228	-2,8
of whom in services promoting employment	35 274	31 626	3 648	11,5
of whom in training	51 322	51 836	-514	-1,0
1-4 Total of jobseekers	567 160	630 141	-62 981	-10,0
B. LABOUR DEMAND				
1. Jobs vacant	46 101	36 506	9 595	26,3
of those notified for over a month	16 275	11 232	5 043	44,9
of those notified for over 2 months	8 751	5 507	3 244	58,9
C. PARTICIPATING IN SERVICES				
1. Employed by the State	529	545	-16	-2,9
2. Employed by municipalities	7 707	6 905	802	11,6
3. Employed by the private sector	18 392	17 255	1 137	6,6
1-3 Total number of employed people	26 628	24 705	1 923	7,8
4. Labour market training	16 098	15 843	255	1,6
5. Training	2 104	2 256	-152	-6,7
6. Engaged in work/training trials	10 540	10 359	181	1,7
7. As a job alternation substitute	3 457	4 007	-550	-13,7
8. Rehabilitative work	23 673	20 933	2 740	13,1
9. Self-motivated studies supported by unemployment benefit	31 458	30 221	1 237	4,1
1-9 Total number of people participating in services	113 958	108 324	5 634	5,2
D. STRUCTURE OF UNEMPLOYMENT				
1. Unemployed women	131 287	153 194	-21 907	-14,3
2. Unemployed men	141 450	166 932	-25 482	-15,3
3. Under 25 years old	38 167	45 827	-7 660	-16,7
4. Over 50 years old	96 709	113 612	-16 903	-14,9
5. Unemployed over a year	77 092	105 893	-28 801	-27,2
6. Foreign unemployed	30 499	34 932	-4 433	-12,7
E. UNEMPLOYMENT SECURITY				
1. Unemployed members of employees' unemployment funds	100 393	124 560	-24 167	-19,4
II EMPLOYMENT SITUATION DURING THE MONTH				
1. Unemployed jobseekers	306 200	353 081	-46 881	-13,3
2. Other jobseekers	284 930	301 791	-16 861	-5,6
1-2 Total number of jobseekers	591 130	654 872	-63 742	-9,7
3. Vacancies during a month	102 882	85 045	17 837	21,0
New vacancies during a month	50 063	44 064	5 999	13,6
Vacancies filled during a month	8 017	9 122	-1 105	-12,1
of those filled with job-seekers at the Employment Service	4 672	5 546	-874	-15,8
Vacancies application period ended or sufficient number of applicants	49 148	37 352	11 796	31,6
Vacancies cancelled or could not be filled	2 778	3 117	-339	-10,9
4. Started spell of unemployment	76 686	75 872	814	1,1
5. Completed spell of unemployment	39 099	41 172	-2 073	-5,0
6. New jobs found through employment services	3 582	3 490	92	2,6
7. New entrants to labour market training	1 877	2 386	-509	-21,3



Foreigners' summary table

FOREIGNERS' EMPLOYMENT SITUATION AT THE END OF 2018 JUNE (I) AND
ACTIVITIES OF EMPLOYMENT AND ECONOMIC DEVELOPMENT OFFICES DURING JUNE (II)
WHOLE COUNTRY

I EMPLOYMENT SITUATION AT THE END OF MONTH	Jun-18	Jun-17	CHANGE NUMBER	CHANGE %
A. JOBSEEKERS				
1. Unemployed jobseekers	30 499	34 932	-4 433	-12,7
of whom fully laid off	764	1 003	-239	-23,8
2. On reduced working week	246	301	-55	-18,3
3. Those who have work	16 175	16 481	-306	-1,9
of whom in the general labour market	14 208	14 620	-412	-2,8
of whom employed through employment services	1 967	1 861	106	5,7
4. Persons outside the labour force	26 369	25 087	1 282	5,1
of whom in services promoting employment	4 536	4 298	238	5,5
of whom in training	18 835	17 288	1 547	8,9
1-4 Total of jobseekers	73 289	76 801	-3 512	-4,6
C. PARTICIPATING IN SERVICES				
1. Employed by the State	11	13	-2	-15,4
2. Employed by municipalities	434	404	30	7,4
3. Employed by the private sector	1 375	1 248	127	10,2
1-3 Total number of employed people	1 820	1 665	155	9,3
4. Labour market training	7 726	8 246	-520	-6,3
5. Training	150	189	-39	-20,6
6. Engaged in work/training trials	2 687	2 750	-63	-2,3
7. As a job alternation substitute	71	59	12	20,3
8. Rehabilitative work	1 503	1 358	145	10,7
9. Self-motivated studies supported by unemployment benefit	10 899	8 529	2 370	27,8
1-9 Total number of people participating in services	24 856	22 796	2 060	9,0
D. STRUCTURE OF UNEMPLOYMENT				
1. Unemployed women	16 099	18 248	-2 149	-11,8
2. Unemployed men	14 400	16 684	-2 284	-13,7
3. Under 25 years old	3 030	3 566	-536	-15,0
4. Over 50 years old	7 270	8 213	-943	-11,5
5. Unemployed over a year	5 737	8 344	-2 607	-31,2
E. UNEMPLOYMENT SECURITY				
1. Unemployed members of employees' unemployment funds	4 642	5 633	-991	-17,6
II EMPLOYMENT SITUATION DURING THE MONTH				
1. Unemployed jobseekers	34 770	38 787	-4 017	-10,4
2. Other jobseekers	40 538	39 968	570	1,4
1-2 Total number of jobseekers	75 308	78 755	-3 447	-4,4
4. Started spell of unemployment	10 407	10 369	38	0,4
5. Completed spell of unemployment	4 452	4 563	-111	-2,4
6. New jobs found through employment services	241	226	15	6,6
7. New entrants to labour market training	893	871	22	2,5



Regional table

UNEMPLOYED JOBSEEKERS AND JOBS VACANT BY ELY CENTRE AT THE END OF 2018 JUNE WHOLE COUNTRY

ELY centre	Workforce	Unemployed jobseekers							Unemployed over a year	Disabled and chron. ill	Jobs vacant
		% of workforce	Total	Men	Women	Under 20 years old	Under 25 years old	Over 50 years old			
Uusimaa	850 624	9,4	80 207	41 215	38 992	2 068	8 659	27 564	24 611	7 440	14 387
Southwest Finland	227 380	10,2	23 257	11 804	11 453	851	3 164	7 984	6 613	3 020	4 408
Satakunta	100 013	9,8	9 768	4 922	4 846	334	1 286	3 948	2 544	1 295	1 613
Häme	174 040	11,4	19 850	10 498	9 352	781	2 836	7 633	6 436	3 024	2 822
Pirkanmaa	244 958	10,0	24 557	12 271	12 286	929	3 677	7 525	7 203	2 623	5 257
Southeast Finland	138 362	12,6	17 437	9 248	8 189	691	2 500	6 925	4 950	2 201	1 585
South Savo	64 808	10,7	6 928	3 908	3 020	295	986	2 979	1 847	1 285	1 083
North Savo	111 991	10,7	12 000	6 615	5 385	541	1 927	4 595	3 627	1 998	2 102
North Karelia	72 620	15,3	11 115	5 998	5 117	551	1 758	4 483	3 434	1 361	949
Central Finland	127 550	12,6	16 019	8 206	7 813	735	2 829	5 419	3 639	1 770	1 683
South Ostrobothnia	86 171	7,3	6 258	3 145	3 113	313	1 098	2 194	982	1 061	1 285
Ostrobothnia	116 491	7,5	8 794	4 470	4 324	386	1 363	2 949	1 985	1 067	1 577
North Ostrobothnia	186 593	11,6	21 605	10 939	10 666	1 145	3 900	6 515	5 878	2 509	2 816
Kainuu	32 673	11,3	3 680	2 106	1 574	201	602	1 582	864	612	520
Lapland	82 092	13,0	10 649	5 762	4 887	433	1 504	4 238	2 367	1 180	1 906
Åland	15 150	3,4	518	293	225	20	70	162	86	41	257
Abroad	0	0,0	95	50	45	..	8	14	26	..	1 851
Total	2 631 516	10,4	272 737	141 450	131 287	10 275	38 167	96 709	77 092	32 488	46 101



Information about the website

On this website you will find the latest statistics from the Ministry of Economic Affairs and Employment's monthly Employment Bulletin. You can access a .pdf version of the current and previous months' Employment Bulletin by following the link on the right. The Employment Bulletin is based on the data from the MEAE's Employment Service Statistics. The Ministry of Economic Affairs and Employment compiles statistics on the clients of the Employment and economic development offices (TE offices), including registered job-seekers, labour market policy services, and job vacancies reported to TE offices by employers. The data is collected from the customer service registry (URA) used by the TE offices. This means that the data used by MEAE Employment Service Statistics is completely registry-based. The statistical data covers all persons, services, and open vacancies in the aforementioned groups, as separately defined in the registry by the classifications and variables for the statistical period in question. The figures also include registered jobseekers who are taking part in local government trial schemes for promoting employment.

Owing to seasonal variations, the Employment Bulletin always includes a comparison with the corresponding month in the previous year. The descriptors used in the Bulletin are also available in a table format. The Employment Bulletins are published at the end of the subsequent calendar month. The official date of publication is announced in advance.

The following symbols have been used:

. Category not applicable

.. Data not available or too uncertain for presentation, or subject to secrecy

Links:

- Employment Service Statistics online: <http://www.tem.fi/en/employment-bulletin-and-employment-service-statistics>
- Employment Service Statistics, Description and Quality Description <http://www.tem.fi/en/release-dates-of-statistics-and-description-and-quality-description>
- You can access key information from MEAE's Employment Service Statistics by visiting the Sector Online website: <http://www2.toimialaonline.fi> Pathway: Statistical base – Labour market – Employment service statistics
- The Employment Service Statistics data is also available from the MEAE Publications page (only available in Finnish). www.tem.fi/tyopoliittinen-aikakauskirja
- Joint monthly report from MEAE and Statistics Finland http://tilastokeskus.fi/til/tyti/tie_en.html
- Comparison between the statistics of Statistics Finland and the Ministry of Economic Affairs and Employment http://www.stat.fi/til/tyti/tyti_2016-08-23_men_001_en.html
- Comparison between the Job Vacancy Survey of Statistics Finland and Employment Service Statistics of the Ministry of Economic Affairs and Employment https://tilastokeskus.fi/til/atp/atp_2017-01-02_men_001.html

Instructions for referencing: Official Statistics of Finland (OSF): Ministry of Economic Affairs and Employment / Employment Service Statistics. ISSN 1797-3694 201Y:MM, Employment Bulletin, MONTH 201Y. Helsinki: Ministry of Economic Affairs and Employment (date of reference). Available at: <http://www.temtyollisyyskatsaus.fi>



Contact information

Ministry of Economic Affairs and Employment

Employment and Well-Functioning Markets Department

Kaisa-Mari Kuusela, +358 29 504 8294

Petri Syvänen, +358 29 504 8050

Hilkka Kattelus, +358 29 504 8047

E-mail: [firstname.lastname\(at\)tem.fi](mailto:firstname.lastname(at)tem.fi) / [tyonvalitystilasto\(at\)tem.fi](mailto:tyonvalitystilasto(at)tem.fi)

<http://www.temtyollisyyskatsaus.fi>

ISSN: 1797-3694 (online publication)

