



Employment Bulletin

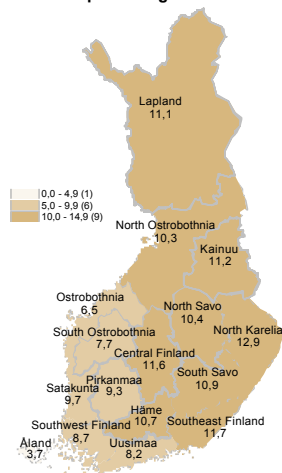
February 2019



Ministry of Economic Affairs
and Employment of Finland

In February, 245,800 unemployed jobseekers

Unemployed jobseekers' percentage of the workforce by ELY centre



AE Employment Service Statistics / Ministry of Economic Affairs and Employment, Employment Service Stats

A total of 245,800 unemployed jobseekers were registered at the Employment and Economic Development Offices at the end of February. This is 30,400 less than a year earlier. The number of unemployed jobseekers was down by 5,600 from the previous month. Unemployed jobseekers accounted for 9.4% of the labour force, which is 1.1 percentage points less than a year ago. The figures are from the Employment Service Statistics of the Ministry of Economic Affairs and Employment.

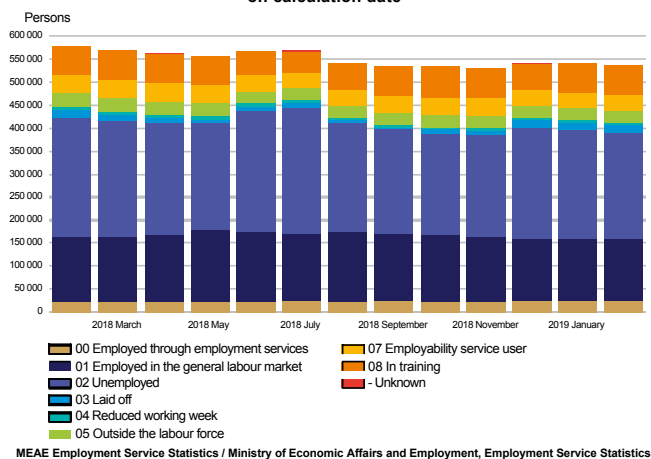
Trends:

- The total number of jobseekers decreased
- The number of unemployed jobseekers decreased by 30,000 compared to the year before
- Services included in the activation rate had 300 less people than a year ago
- 9,000 new job vacancies more compared to last year



All jobseekers

**Jobseekers by group
on calculation date**



MEAE Employment Service Statistics / Ministry of Economic Affairs and Employment, Employment Service Statistics

The total number of jobseekers decreased

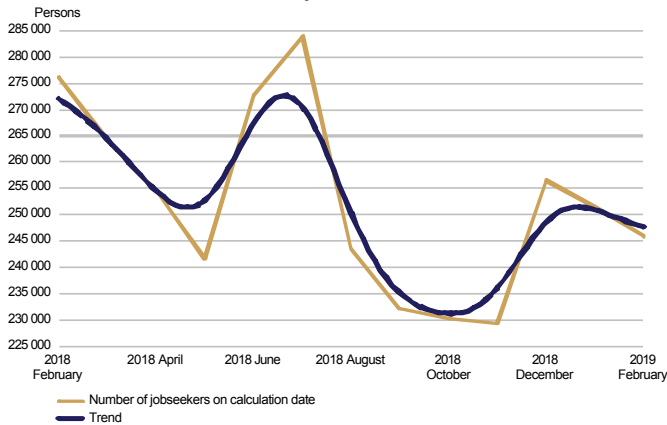
At the end of February, the number of jobseekers registered at the Employment and Economic Development Offices totalled 538,500, down 39,200 on the previous year. Of the jobseekers, 270,500 were men and 267,900 were women. Compared to the situation a year ago, the number of men decreased by 19,500 and the number of women by 19,700.

Of the jobseekers, 161,700 were employed, 138,900 of them were on the open labour market and 22,800 were employed through the services of the employment and economic development administration. The number of jobseekers outside the labour force was 124,900, of whom 36,300 were in services promoting employment and 64,100 in training. Of the jobseekers, 245,800 were unemployed jobseekers, which is 30,400 less than the year before. In February, 16,000 of unemployed jobseekers were fully laid off, which is 900 more than in January. Since February last year, the number of people fully laid off has decreased by 900. Furthermore, jobseekers on a reduced working week numbered 6,000, representing a decrease of 2,100 from the year before.



Unemployed jobseekers

UNEMPLOYED JOBSEEKERS
monthly and trend



MEAE Employment Service Statistics / Ministry of Economic Affairs and Employment, Employment Service Statistics

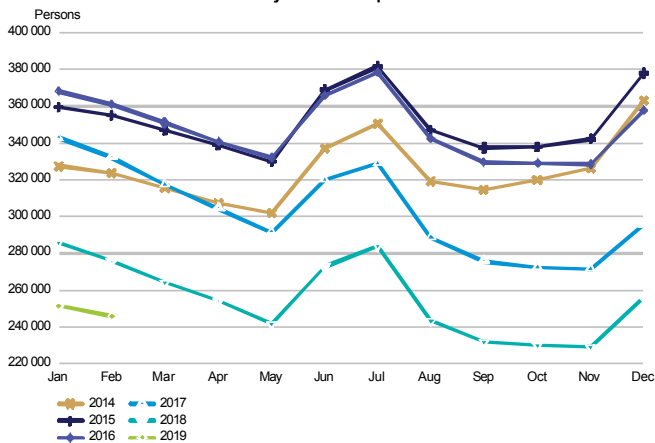
Decrease in unemployed jobseekers in February

At the end of February, the number of unemployed jobseekers registered at the Employment and Economic Development Offices totalled 245,800, down 30,400 on the previous year. Compared with January, the number of unemployed jobseekers decreased by 5,600.

In February, 16,000 of unemployed jobseekers were fully laid off, which is 900 more than in January. Since February last year, the number of people fully laid off has decreased by 900.

The number of foreign citizens among unemployed jobseekers totalled 24,600, down 1,900 from February a year ago. Of these foreign unemployed jobseekers, EU/EEA citizens accounted for 7,600 at the end of February, down 800 from the year before.

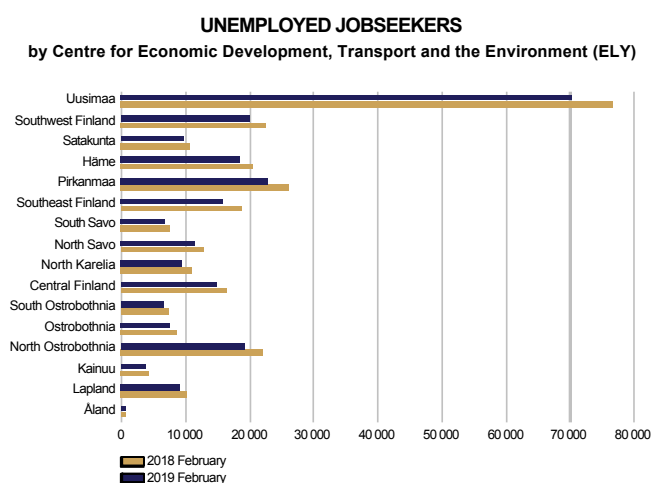
UNEMPLOYED JOBSEEKERS
month by month comparison



MEAE Employment Service Statistics / Ministry of Economic Affairs and Employment, Employment Service Statistics



Unemployed jobseekers by region



MEAE Employment Service Statistics / Ministry of Economic Affairs and Employment, Employment Service Statistics

Unemployment decreased in the areas of all ELY Centres

Compared to the same period in the previous year, the number of unemployed jobseekers decreased in February in the areas of all Centres for Economic Development, Transport and the Environment (ELY Centres); the most in Kainuu (-15%), North Karelia (-15%), Southeast Finland (-14%), Ostrobothnia (-14%), Pirkanmaa (-13%) and North Ostrobothnia (-13%).

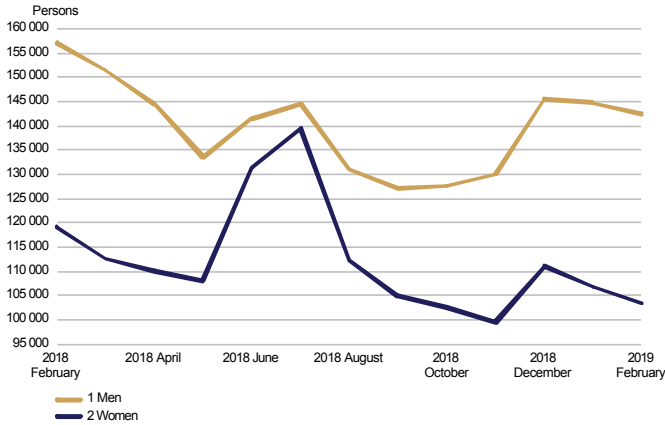
Unemployed jobseekers and jobs vacant in Employment and Economic Development Office by ELY centre

ELY centre	Unemployed jobseekers			Change		Of the unemployed jobseekers fully laid off	Unemployed jobseekers' percentage of the workforce	Jobs vacant			Change	
	Feb 2019	Jan 2019	Feb 2018	Feb 2019 - Feb 2018	%			Feb 2019	Jan 2019	Feb 2018	Feb 2019 - Feb 2018	%
Uusimaa	70 304	71 579	76 737	-6 433	-8	2 641	8,2	27 156	23 822	21 743	5 413	25
Southwest Finland	19 882	20 889	22 524	-2 642	-12	1 251	8,7	7 140	6 068	6 683	457	7
Satakunta	9 625	9 949	10 570	-945	-9	793	9,7	3 423	2 651	3 341	82	2
Häme	18 314	18 735	20 476	-2 162	-11	1 170	10,7	5 798	4 784	4 865	933	19
Pirkanmaa	22 794	22 906	26 262	-3 468	-13	1 298	9,3	8 597	7 985	7 989	608	8
Southeast Finland	15 958	16 512	18 628	-2 670	-14	1 083	11,7	3 176	3 111	3 599	-423	-12
South Savo	6 878	6 955	7 684	-806	-10	836	10,9	3 656	2 550	2 169	1 487	69
North Savo	11 537	12 017	12 789	-1 252	-10	1 091	10,4	4 864	4 055	3 437	1 427	42
North Karelia	9 304	9 546	10 940	-1 636	-15	791	12,9	2 778	2 457	1 439	1 339	93
Central Finland	14 726	15 009	16 369	-1 643	-10	957	11,6	4 280	3 990	2 851	1 429	50
South Ostrobothnia	6 555	6 651	7 340	-785	-11	893	7,7	4 364	4 323	3 349	1 015	30
Ostrobothnia	7 503	7 513	8 731	-1 228	-14	674	6,5	5 515	4 670	4 796	719	15
North Ostrobothnia	19 165	19 505	21 930	-2 765	-13	1 454	10,3	5 797	5 539	4 331	1 466	34
Kainuu	3 601	3 747	4 235	-634	-15	333	11,2	1 155	1 037	948	207	22
Lapland	8 993	9 242	10 254	-1 261	-12	708	11,1	2 812	2 507	2 336	476	20
Åland	569	562	605	-36	-6	11	3,7	567	570	548	19	3
Abroad	132	128	126	6	5	26	.	5 018	4 076	3 134	1 884	60
WHOLE COUNTRY	245 840	251 446	276 201	-30 361	-11	16 010	9,4	96 096	84 195	77 558	18 538	24



Unemployed jobseekers by gender and age-group

**UNEMPLOYED JOBSEEKERS
by gender**

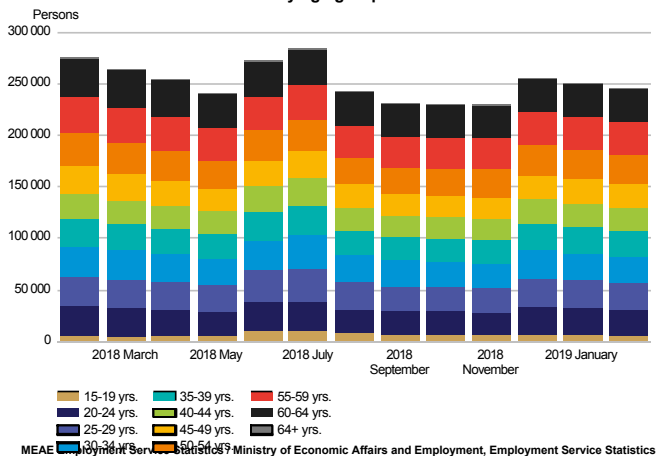


MEAE Employment Service Statistics / Ministry of Economic Affairs and Employment, Employment Service Statistics

Unemployment decreased more among women than men

Of the unemployed jobseekers, 142,500 (58%) were men and 103,400 (42%) were women, indicating a decrease of 2,200 for men and 3,400 for women from the figures for January. Compared with February a year ago, the unemployment among men decreased by 14,600 (-9%) and among women by 15,800 (-13%).

**UNEMPLOYED JOBSEEKERS
by age group**



MEAE Employment Service Statistics / Ministry of Economic Affairs and Employment, Employment Service Statistics

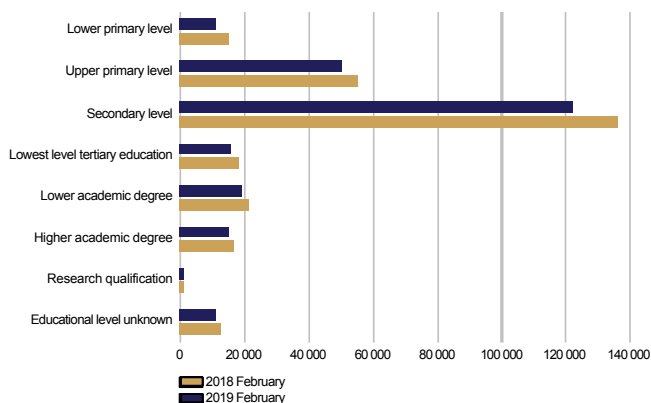
Unemployment decreased in all age groups

At the end of February, unemployed jobseekers under 25 years of age numbered 30,500, representing a decrease of 2,900 from February a year ago. Youth unemployment fell by 1,400 from January. For those under 20, the number of unemployed was 5,700. Among those over 50, the number of unemployed was 92,900, representing a decrease of 13,400 on the year before. Among those over 55, the number of unemployed was 64,400, representing a decrease of 9,700 on the year before.



Unemployed jobseekers by levels of education and occupational group

UNEMPLOYED JOBSEEKERS
by level of education

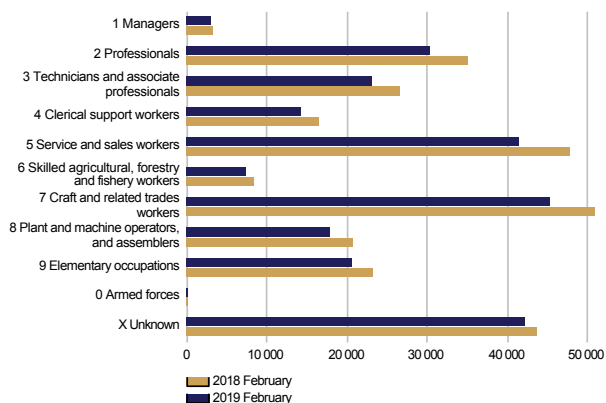


MEAE Employment Service Statistics / Ministry of Economic Affairs and Employment, Employment Service Statistics

Unemployment decreased at all levels of education

Examined by level of education, unemployment decreased from February last year at all levels of education; the decrease was greatest among those with lower level basic qualifications (-27%), lowest level of tertiary education (-13%), doctorate or equivalent level tertiary education (-12%), upper secondary level of education (-10%) and lower-degree level tertiary education (-10%).

UNEMPLOYED JOBSEEKERS
by occupational group

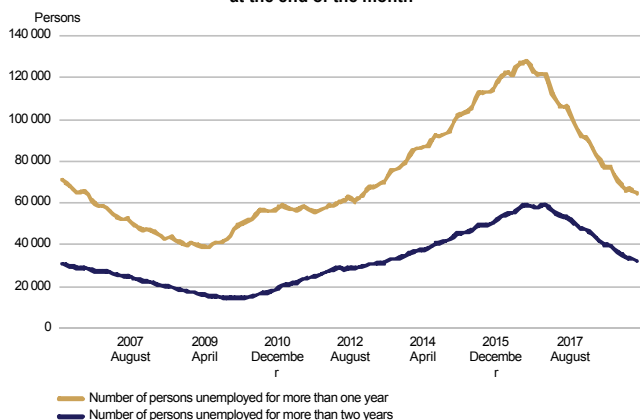


MEAE Employment Service Statistics / Ministry of Economic Affairs and Employment, Employment Service Statistics

Unemployment decreased in all occupational groups

Examined by occupation, unemployment decreased in all groups from February last year; the most in the groups of service and sales workers (-6,300), craft and related trades workers (-5,500), professionals (-4,800), technicians and associate professionals (-3,500), plant and machine operators, and assemblers (-2,800) and elementary occupations (-2,700).

LONG-TERM UNEMPLOYED
at the end of the month



MEAE Employment Service Statistics / Ministry of Economic Affairs and Employment, Em

Decrease in long-term unemployment

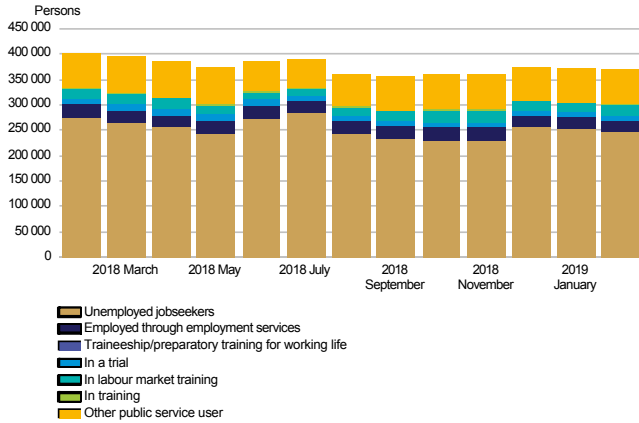
At the end of February, the number of long-term unemployed who had been unemployed without interruption for more than a year amounted to 64,700, down 21,800 on the previous year. Of the long-term unemployed, 38,600 were men and 26,100 were women. The number of men decreased by 11,400 (-23%) from the previous year and the number of women by 10,400 (-29%). Long-term unemployed who had been unemployed without interruption for more than two years numbered 32,300, which is 12,600 less than a year ago.



Services

BROAD UNEMPLOYMENT

i.e. unemployed jobseekers and employment services users



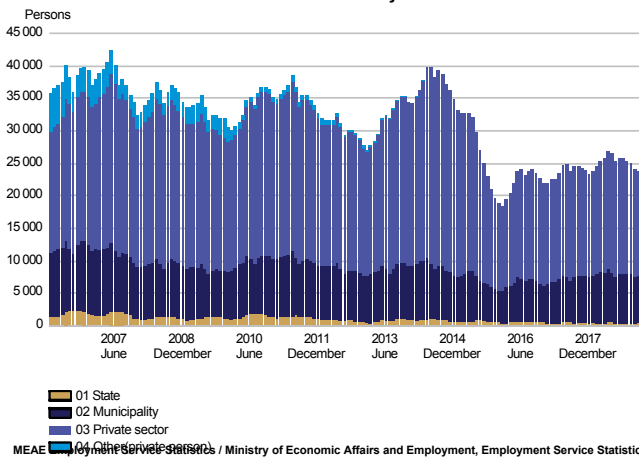
Slight decrease in the number of persons covered by services

At the end of February, the number of persons covered by services included in the activation rate amounted to 125,900, down 300 on the previous year. Compared with January, the number of persons covered by such services increased by 3,900. The activation rate at the end of February was 33.9%, which is 2.5 percentage points higher than a year earlier. In all, 4.7% of the labour force were covered by these services.

Of those covered by services, the number of men was 60,200, which is the same as last year. The number of women covered by these services was 65,700, down 300 on the previous year.

Broad unemployment, or the total number of unemployed jobseekers and those covered by services, was 371,800 at the end of February. This is 30,700 less than a year earlier. The decrease in broad unemployment was due to a decrease in the number of unemployed jobseekers.

EMPLOYED THROUGH EMPLOYMENT SERVICES at the end of the month by sector



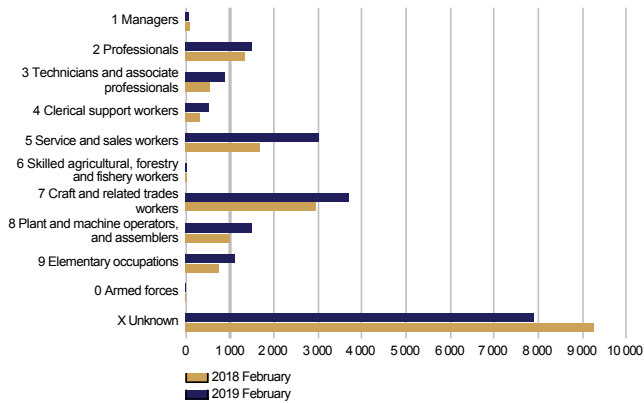
The number of placements decreased in all sectors

At the end of February, the number of persons claiming pay subsidies, employed by the State or receiving start-up grants totalled 24,000, which is 600 less than the year before. Of those employed, 1% were in government jobs, 31% in local government jobs and 68% in the private sector. Since February last year, the number of placements has decreased by 5% in government jobs, by 2% in local government jobs and also by 2% in the private sector. Of those employed, 50% were men. Placements for men decreased by 200, and those for women by 400 from the previous year.



Labour market training, training and self-motivated studies

PERSONS IN LABOUR MARKET TRAINING
in target profession at the end of the month



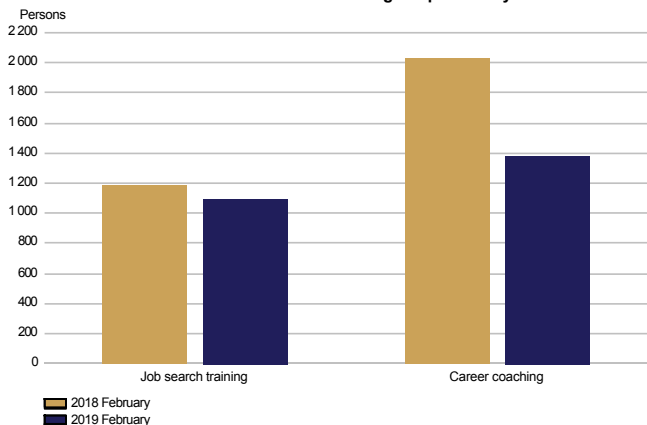
MEAE Employment Service Statistics / Ministry of Economic Affairs and Employment, Employment Service Statistics

Increase in the number of persons in labour market training

At the end of February, labour market training was attended by 20,200 students, up 2,200 on the previous year. Of the students, 10,200 were men and 9,900 were women. Compared to the situation a year ago, the number of men increased by 700 and the number of women by 1,500. During February, 4,700 new students began labour market training, representing an increase of 800 on the year before.

Based on target occupation, the largest subgroup within the category of 'unknown' consisted of 6,500 people in integration training, which is 1,700 less than the year before.

IN TRAINING
at the end of the month and during the previous year



MEAE Employment Service Statistics / Ministry of Economic Affairs and Employment, Employment Service Statistics

The number of persons in training decreased

At the end of February, 2,500 persons were in training, which is 700 less than the year before. Of those in training, the number of men was 1,200 and of women 1,300. Career coaching was provided to 1,400 participants, which is 600 less than a year earlier. The number of participants in job search training decreased by 100 from the previous year.

IN SELF-MOTIVATED STUDIES
in person's profession at the end of the month



MEAE Employment Service Statistics / Ministry of Economic Affairs and Employment, Employment Service Statistics

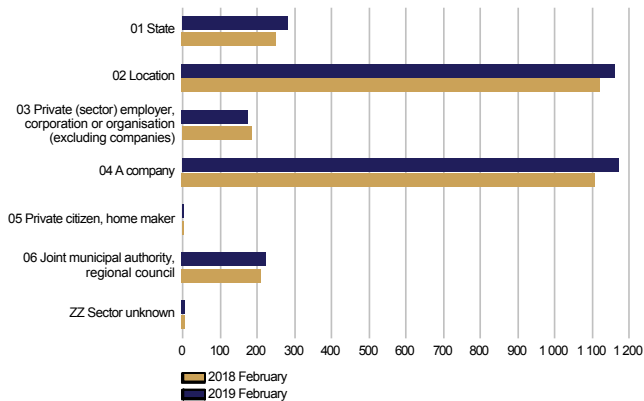
The number of people in self-motivated study decreased from the previous year

Self-motivated studies supported by unemployment benefits were attended by a total of 40,300 people, representing a decrease of 600 on the year before. The number of men receiving unemployment benefits for studies was 16,900, down 100 on the previous year. Among women, the number was 23,400, representing a decrease of 500 on the year before. Occupation was undetermined in case of 10,900 persons in the group of 'unknown', up 900 on the previous year.



Job alternation, rehabilitative work and trials

AS A JOB ALTERNATION SUBSTITUTE
at the end of the month and during the previous year by sector

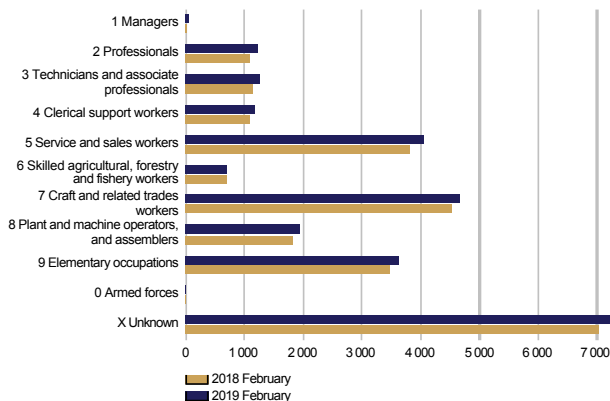


MEAE Employment Service Statistics / Ministry of Economic Affairs and Employment, Employment Service Statistics

The number of job alternation substitutes increased slightly

A total of 3,000 persons were job alternation substitutes at the end of February, which is 100 more than a year earlier. Of the substitutes, 1,000 were men and 2,000 were women. The number of both men and women increased by almost 100 from the previous year.

REHABILITATIVE WORK ACTIVITIES
at the end of the month and during the previous year

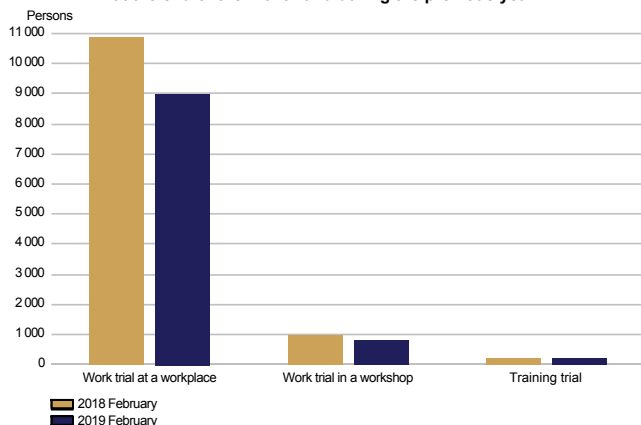


MEAE Employment Service Statistics / Ministry of Economic Affairs and Employment, Employment Service Statistics

More participants in rehabilitative work activities than in the previous year

A total of 25,900 persons participated in rehabilitative work activities at the end of February, which is 1,200 more than a year earlier. Of the participants 14,400 were men and 11,500 were women. The number of men increased by 600 and the number of women also by 600 from the previous year.

IN TRIALS
at the end of the month and during the previous year



MEAE Employment Service Statistics / Ministry of Economic Affairs and Employment, Employment Service Statistics

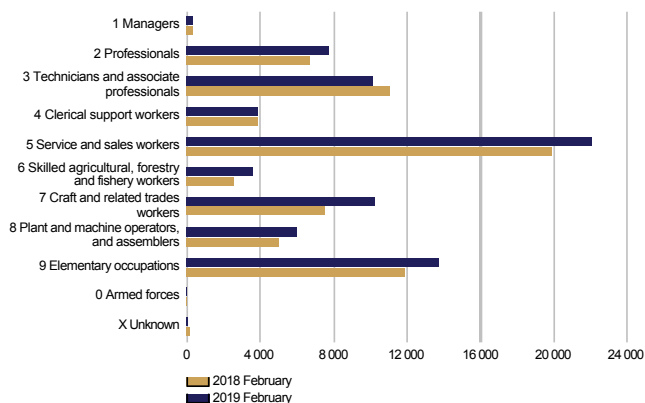
Participation in work and training trials decreased

Work and training trials had a total of 10,100 participants at the end of February, which is 2,000 less than a year earlier. Of the participants, 4,600 were men and 5,500 were women. The number of men decreased by 700 and the number of women by 1,300 from the previous year.



Jobs vacant

NEW JOB VACANCIES
during the month and during the previous year



MEAE Employment Service Statistics / Ministry of Economic Affairs and Employment, Employment Service Statistics

Increase in the number of new vacancies

The number of new vacancies reported to Employment and Economic Development Offices during February totalled 77,800, which is 8,700 more than in February last year. In all, the number of unfilled vacancies at Employment and Economic Development Offices amounted to 161,400 in February, which is 23,000 more than a year ago. A total of 11,400 of these vacancies were filled during February, 4,100 of them through Employment and Economic Development Offices. A total of 52,500 vacancies were closed for applications because the application period had ended or because there was a sufficient number of applicants. In addition, a total of 1,700 vacancies were cancelled and 1,500 vacancies could not be filled. The number of vacancies remaining unfilled at the end of February was 96,100, up 18,500 on the previous year.

The number of new vacancies had increased for eight occupational groups; the greatest increases were in the groups of craft and related trades workers (2,700), service and sales workers (2,200), elementary occupations (1,900), skilled agricultural, forestry and fishery workers (1,000), professionals (1,000) and plant and machine operators, and assemblers (1,000). The number of new job vacancies had decreased the most in the categories of technicians and associate professionals (-900) and 'unknown' (-100).



Summary table

EMPLOYMENT SITUATION AT THE END OF 2019 FEBRUARY (I) AND
ACTIVITIES OF EMPLOYMENT AND ECONOMIC DEVELOPMENT OFFICES DURING FEBRUARY (II)
WHOLE COUNTRY

I EMPLOYMENT SITUATION AT THE END OF MONTH	Feb-19	Feb-18	CHANGE NUMBER	CHANGE %
A. JOBSEEKERS				
1. Unemployed jobseekers	245 840	276 201	-30 361	-11,0
of whom fully laid off	16 010	16 942	-932	-5,5
2. On reduced working week	5 965	8 053	-2 088	-25,9
3. Those who have work	161 711	163 586	-1 875	-1,1
of whom in the general labour market	138 946	140 174	-1 228	-0,9
of whom employed through employment services	22 765	23 412	-647	-2,8
4. Persons outside the labour force	124 944	129 861	-4 917	-3,8
of whom in services promoting employment	36 278	38 533	-2 255	-5,9
of whom in training	64 131	63 596	535	0,8
1-4 Total of jobseekers	538 460	577 701	-39 241	-6,8
B. LABOUR DEMAND				
1. Jobs vacant	96 096	77 558	18 538	23,9
of those notified for over a month	39 938	27 652	12 286	44,4
of those notified for over 2 months	10 587	7 284	3 303	45,3
C. PARTICIPATING IN SERVICES				
1. Employed by the State	388	410	-22	-5,4
2. Employed by municipalities	7 348	7 521	-173	-2,3
3. Employed by the private sector	16 253	16 620	-367	-2,2
1-3 Total number of employed people	23 989	24 551	-562	-2,3
4. Labour market training	20 165	17 934	2 231	12,4
5. Training	2 471	3 214	-743	-23,1
6. Engaged in work/training trials	10 072	12 064	-1 992	-16,5
7. As a job alternation substitute	3 017	2 885	132	4,6
8. Rehabilitative work	25 915	24 705	1 210	4,9
9. Self-motivated studies supported by unemployment benefit	40 306	40 875	-569	-1,4
1-9 Total number of people participating in services	125 935	126 228	-293	-0,2
D. STRUCTURE OF UNEMPLOYMENT				
1. Unemployed women	103 367	119 133	-15 766	-13,2
2. Unemployed men	142 473	157 068	-14 595	-9,3
3. Under 25 years old	30 488	33 366	-2 878	-8,6
4. Over 50 years old	92 856	106 259	-13 403	-12,6
5. Unemployed over a year	64 675	86 485	-21 810	-25,2
6. Foreign unemployed	24 558	26 505	-1 947	-7,3
E. UNEMPLOYMENT SECURITY				
1. Unemployed members of employees' unemployment funds	91 090	111 244	-20 154	-18,1
II EMPLOYMENT SITUATION DURING THE MONTH				
1. Unemployed jobseekers	277 665	308 973	-31 308	-10,1
2. Other jobseekers	282 913	293 262	-10 349	-3,5
1-2 Total number of jobseekers	560 578	602 235	-41 657	-6,9
3. Vacancies during a month	161 416	138 462	22 954	16,6
New vacancies during a month	77 755	69 086	8 669	12,5
Vacancies filled during a month	11 446	8 621	2 825	32,8
of those filled with job-seekers at the Employment Service	4 138	4 930	-792	-16,1
Vacancies application period ended or sufficient number of applicants	52 514	49 713	2 801	5,6
Vacancies cancelled or could not be filled	3 164	3 708	-544	-14,7
4. Started spell of unemployment	37 138	37 146	-8	0,0
5. Completed spell of unemployment	40 437	43 506	-3 069	-7,1
6. New jobs found through employment services	3 194	3 721	-527	-14,2
7. New entrants to labour market training	4 731	3 945	786	19,9



Foreigners' summary table

FOREIGNERS' EMPLOYMENT SITUATION AT THE END OF 2019 FEBRUARY (I) AND
ACTIVITIES OF EMPLOYMENT AND ECONOMIC DEVELOPMENT OFFICES DURING FEBRUARY (II)
WHOLE COUNTRY

I EMPLOYMENT SITUATION AT THE END OF MONTH	Feb-19	Feb-18	CHANGE NUMBER	CHANGE %
A. JOBSEEKERS				
1. Unemployed jobseekers	24 558	26 505	-1 947	-7,3
of whom fully laid off	1 354	1 488	-134	-9,0
2. On reduced working week	216	283	-67	-23,7
3. Those who have work	15 852	15 074	778	5,2
of whom in the general labour market	13 917	13 202	715	5,4
of whom employed through employment services	1 935	1 872	63	3,4
4. Persons outside the labour force	32 573	32 798	-225	-0,7
of whom in services promoting employment	4 253	4 799	-546	-11,4
of whom in training	25 647	25 046	601	2,4
1-4 Total of jobseekers	73 199	74 660	-1 461	-2,0
C. PARTICIPATING IN SERVICES				
1. Employed by the State	8	8	0	0,0
2. Employed by municipalities	455	468	-13	-2,8
3. Employed by the private sector	1 320	1 228	92	7,5
1-3 Total number of employed people	1 783	1 704	79	4,6
4. Labour market training	8 528	9 312	-784	-8,4
5. Training	191	256	-65	-25,4
6. Engaged in work/training trials	2 216	2 751	-535	-19,4
7. As a job alternation substitute	46	53	-7	-13,2
8. Rehabilitative work	1 898	1 807	91	5,0
9. Self-motivated studies supported by unemployment benefit	17 272	15 546	1 726	11,1
1-9 Total number of people participating in services	31 934	31 429	505	1,6
D. STRUCTURE OF UNEMPLOYMENT				
1. Unemployed women	12 244	13 112	-868	-6,6
2. Unemployed men	12 314	13 393	-1 079	-8,1
3. Under 25 years old	1 632	1 701	-69	-4,1
4. Over 50 years old	6 557	7 177	-620	-8,6
5. Unemployed over a year	4 722	6 272	-1 550	-24,7
E. UNEMPLOYMENT SECURITY				
1. Unemployed members of employees' unemployment funds	4 529	5 390	-861	-16,0
II EMPLOYMENT SITUATION DURING THE MONTH				
1. Unemployed jobseekers	29 129	30 517	-1 388	-4,5
2. Other jobseekers	45 992	46 185	-193	-0,4
1-2 Total number of jobseekers	75 121	76 702	-1 581	-2,1
4. Started spell of unemployment	4 295	4 125	170	4,1
5. Completed spell of unemployment	5 268	4 837	431	8,9
6. New jobs found through employment services	255	239	16	6,7
7. New entrants to labour market training	1 964	1 503	461	30,7



Regional table

UNEMPLOYED JOBSEEKERS AND JOBS VACANT BY ELY CENTRE AT THE END OF 2019 FEBRUARY WHOLE COUNTRY

ELY centre	Workforce	Unemployed jobseekers						Unemployed over a year	Disabled and chron. ill	Jobs vacant	
		% of workforce	Total	Men	Women	Under 20 years old	Under 25 years old				Over 50 years old
Uusimaa	857 350	8,2	70 304	39 089	31 215	1 088	6 475	25 564	21 847	7 016	27 156
Southwest Finland	228 063	8,7	19 882	11 321	8 561	406	2 364	7 385	5 378	2 772	7 140
Satakunta	99 069	9,7	9 625	5 567	4 058	208	1 268	3 961	2 051	1 280	3 423
Häme	171 285	10,7	18 314	10 518	7 796	541	2 435	7 383	5 408	2 858	5 798
Pirkanmaa	244 186	9,3	22 794	12 780	10 014	564	3 276	7 358	5 308	2 546	8 597
Southeast Finland	135 879	11,7	15 958	9 343	6 615	423	2 182	6 572	3 797	1 917	3 176
South Savo	62 985	10,9	6 878	4 258	2 620	208	871	3 053	1 475	1 178	3 656
North Savo	111 210	10,4	11 537	7 174	4 363	300	1 588	4 693	3 401	1 875	4 864
North Karelia	72 036	12,9	9 304	5 755	3 549	228	1 181	4 029	2 461	1 187	2 778
Central Finland	126 460	11,6	14 726	8 549	6 177	438	2 231	5 412	3 618	1 625	4 280
South Ostrobothnia	85 108	7,7	6 555	3 903	2 652	171	1 019	2 477	827	1 044	4 364
Ostrobothnia	115 673	6,5	7 503	4 515	2 988	204	1 014	2 817	1 603	996	5 515
North Ostrobothnia	186 187	10,3	19 165	11 328	7 837	622	3 031	6 337	4 833	2 253	5 797
Kainuu	32 067	11,2	3 601	2 330	1 271	63	386	1 732	726	566	1 155
Lapland	81 350	11,1	8 993	5 654	3 339	192	1 075	3 881	1 822	1 080	2 812
Åland	15 318	3,7	569	325	244	19	78	186	91	38	567
Abroad	0	0,0	132	64	68	...	14	16	29	...	5 018
Total	2 624 226	9,4	245 840	142 473	103 367	5 676	30 488	92 856	64 675	30 232	96 096



Information about the website

On this website you will find the latest statistics from the Ministry of Economic Affairs and Employment's monthly Employment Bulletin. You can access a .pdf version of the current and previous months' Employment Bulletin by following the link on the right. The Employment Bulletin is based on the data from the MEAE's Employment Service Statistics. The Ministry of Economic Affairs and Employment compiles statistics on the clients of the Employment and economic development offices (TE offices), including registered job-seekers, labour market policy services, and job vacancies reported to TE offices by employers. The data is collected from the customer service registry (URA) used by the TE offices. This means that the data used by MEAE Employment Service Statistics is completely registry-based. The statistical data covers all persons, services, and open vacancies in the aforementioned groups, as separately defined in the registry by the classifications and variables for the statistical period in question. The figures also include registered jobseekers who are taking part in local government trial schemes for promoting employment.

Owing to seasonal variations, the Employment Bulletin always includes a comparison with the corresponding month in the previous year. The descriptors used in the Bulletin are also available in a table format. The Employment Bulletins are published at the end of the subsequent calendar month. The official date of publication is announced in advance.

The following symbols have been used:

. Category not applicable

.. Data not available or too uncertain for presentation, or subject to secrecy

Links:

- Employment Service Statistics online: <http://www.tem.fi/en/employment-bulletin-and-employment-service-statistics>
- Employment Service Statistics, Description and Quality Description <http://www.tem.fi/en/release-dates-of-statistics-and-description-and-quality-description>
- You can access key information from MEAE's Employment Service Statistics by visiting the Sector Online website: <http://www2.toimialaonline.fi> Pathway: Statistical base – Labour market – Employment service statistics
- The Employment Service Statistics data is also available from the MEAE Publications page (only available in Finnish). www.tem.fi/tyopoliittinen-aikakauskirja
- Joint monthly report from MEAE and Statistics Finland http://tilastokeskus.fi/til/tyti/tie_en.html
- Comparison between the statistics of Statistics Finland and the Ministry of Economic Affairs and Employment http://www.stat.fi/til/tyti/tyti_2016-08-23_men_001_en.html
- Comparison between the Job Vacancy Survey of Statistics Finland and Employment Service Statistics of the Ministry of Economic Affairs and Employment https://tilastokeskus.fi/til/atp/atp_2017-01-02_men_001.html

Instructions for referencing: Official Statistics of Finland (OSF): Ministry of Economic Affairs and Employment / Employment Service Statistics. ISSN 1797-3694 201Y:MM, Employment Bulletin, MONTH 201Y. Helsinki: Ministry of Economic Affairs and Employment (date of reference). Available at: <http://www.temtyollisyyskatsaus.fi>



Contact information

Ministry of Economic Affairs and Employment

Employment and Well-Functioning Markets Department

Kaisa-Mari Kuusela, +358 29 504 8294

Petri Syvänen, +358 29 504 8050

Hilkka Kattelus, +358 29 504 8047

E-mail: [firstname.lastname\(at\)tem.fi](mailto:firstname.lastname(at)tem.fi) / [tyonvalitystilasto\(at\)tem.fi](mailto:tyonvalitystilasto(at)tem.fi)

<http://www.temtyollisyyskatsaus.fi>

ISSN: 1797-3694 (online publication)

