

ABDI (MTS)

FINNS' OPINIONS ON FOREIGN AND SECURITY POLICY, NATIONAL DEFENCE AND SECURITY

THE ADVISORY BOARD FOR DEFENCE
INFORMATION



Bulletins and reports
January 2024

2024:3

The Advisory Board for Defence Information ABDI 2024:3

Finns` opinions on foreign and security policy, national defence and security

The Advisory Board for Defence Information

Ministry of Defence, Helsinki 2024

Julkaisujen jakelu

Distribution av publikationer

**Valtioneuvoston
julkaisuarkisto Valto**

Publikations-
arkivet Valto

julkaisut.valtioneuvosto.fi

Ministry of Defence

This publication is copyrighted. You may download, display and print it for Your own personal use.
Commercial use is prohibited.

ISBN pdf: 978-951-663-427-5

ISSN pdf: 2490-0052

Layout: Government Administration Department, Publications

Helsinki 2024 Finland

Finns` opinions on foreign and security policy, national defence and security

The Advisory Board for Defence Information ABDI 2024:3

Publisher Ministry of Defence

Group author The Advisory Board for Defence Information

Language English

Pages

100

Abstract

A Survey commissioned by The Advisory Board for Defence Information (ABDI) explored the opinions of Finnish people on Finnish foreign policy and security policy, defence policy and national defence. There are questions on factors affecting safety and citizens` sense pertaining to security over the next five years. There are also questions about the impacts of various organizations on Finland`s security. The survey also included questions on factors causing concern, preparations against various threats, the future of the European Union, views on Finland`s membership in NATO, confidence in The Defence Force`s ability to counter military threats and Finland`s military cooperation and attitudes towards cooperation between the European Union and NATO and assistance to Ukraine. Altogether 21 questions were asked, two of which for the first time.

Commissioned by the ABDI, market research company Taloustutkimus Oy carried out the survey. The survey was carried out as a combination of personal interviews as a part of omnibus research and an internet panel by Taloustutkimus Oy. The sample size was 1 197 people. The target group of the study comprised the entire population between the ages of 15 and 79, with the exception of the Åland Islands.

The report comprises a text section with illustrating figures that also present the time sequence of the questions asked in previous surveys. These illustrations were prepared by Taloustutkimus Oy. Some of the questions represent a continuous sequence since 1964.

Keywords NATO, conscript service, National defence, defence policy, security policy, foreign policy

ISBN PDF 978-951-663-427-5

ISSN PDF

2489-3951

URN address <https://urn.fi/URN:ISBN:978-951-663-427-5>

Suomalaisten mielipiteitä ulko- ja turvallisuuspolitiikasta, maanpuolustuksesta ja turvallisuudesta

Maanpuolustustiedotuksen suunnittelukunta MTS 2024:3

Julkaisija Puolustusministeriö

Yhteisötekijä Maanpuolustustiedotuksen suunnittelukunta
Kieli englanti

Sivumäärä 100

Tiivistelmä

Maanpuolustustiedotuksen suunnittelukunnan (MTS) haastattelututkimuksessa on selvitetty kansalaisten mielipiteitä Suomen ulko-, turvallisuus- ja puolustuspolitiikasta sekä maanpuolustuksesta. Mukana on myös kysymyksiä turvallisuuteen ja turvallisuudentunteeseen vaikuttavista tekijöistä, sekä turvallisuuden kehittymistä seuraava viiden vuoden aikana sekä eri tahojen vaikutuksesta Suomen turvallisuuteen. Lisäksi kysytään huolta aiheuttavista tekijöistä, erilaisiin uhkiin varautumisesta, Euroopan unionin tulevaisuudesta, suhtautumisesta Suomen Nato-jäsenyyteen, Puolustusvoimien kykyyn torjua sotilaallisia uhkia, Suomen sotilaallisesta yhteistyöstä ja suhtautumisesta Euroopan unionin ja Naton väliseen yhteistyöhön, eikä Ukrainan auttamisesta. Kysymyksiä on kaikkiaan 21, joista kaksi uusia.

Tutkimuksen teki Taloustutkimus Oy MTS:n toimeksiannosta. Tutkimus toteutettiin yhdistelmänä Omnibustutkimuksen henkilökohtaisia haastatteluja sekä Taloustutkimuksen internet-paneelissa. Tutkimuksen otos on 1 197 henkilöä. Tutkimuksen kohderyhmänä on maamme 15–79-vuotias väestö Ahvenanmaan maakuntaa lukuun ottamatta.

Raportti koostuu tekstiosasta ja sitä täydentävistä kuvista, joissa näkyvät myös aiemmin esitettyjen kysymysten aikasarjat. Kuvat on tehty Taloustutkimus Oy:ssa. Osa kysymyksistä muodostaa yhtenäisen aikasarjan vuodesta 1964.

Asiasanat asevelvollisuus, Nato, puolustus, puolustuspolitiikka, turvallisuuspolitiikka, turvallisuus, ulkopoliittika

ISBN PDF 978-951-663-427-5

ISSN PDF 2490-0052

Julkaisun osoite <https://urn.fi/URN:ISBN:978-951-663-427-5>

Finländarnas åsikter om utrikes- och säkerhetspolitiken, försvaret och säkerheten

Planeringskommissionen för försvarsinformation PFI 2024:3

Utgivare Försvarsministeriet

Utarbetad av Planeringskommissionen för försvarsinformation
Språk engelska

Sidantal 100

Referat

Planeringskommissionen för försvarsinformation (PFI) har i en intervjuundersökning rätt ut medborgarnas åsikter om den finska utrikes-, säkerhets- och försvarspolitikerna samt om försvaret. Med finns också frågor om faktorer som påverkar säkerheten och känslan av trygghet och om hur säkerheten kommer att utvecklas under de kommande fem åren samt om olika parters inverkan på Finlands säkerhet. Dessutom ingår frågor om faktorer som väcker oro, beredskapen inför olika hot, Europeiska unionens framtid, inställningen till Finlands medlemskap i Nato, förtroendet för Försvarsmaktens förmåga att avvärja militära hot, Finlands militära samarbete samt inställningen till samarbetet mellan Europeiska unionen och Nato och hjälpen till Ukraina. Frågorna var totalt 21 och två av dem var nya.

Undersökningen gjordes av Taloustutkimus Oy på uppdrag av PFI. Undersökningen genomfördes som en kombination av en omnibusundersökning med personliga intervjuer och som en webbpanel av Taloustutkimus. Undersökningen omfattar ett urval på 1 197 personer. Målgrupp för undersökningen är landets befolkning i åldern 15–79 år med undantag av landskapet Åland.

Rapporten består av en textdel och figurer som kompletterar den, där tidsserier med tidigare ställda frågor kan ses. Figurerna har tagits fram av Taloustutkimus Oy. En del av frågorna utgör en enhetlig tidsserie sedan år 1964.

Nyckelord Nato, värnplikt, försvar, försvarspolitik, säkerhetspolitik, säkerhet, utrikespolitik

ISBN PDF 978-951-663-427-5

ISSN PDF 2490-0052

URN-adress <https://urn.fi/URN:ISBN:978-951-663-427-5>

Contents

Foreword	7
Summary	10
Nine out of ten are positive about Finland’s membership in NATO.....	11
Finland’s membership in NATO is expected to mean assistance from the allies to Finland	12
As a member in NATO, Finland is obliged to assist member countries	13
NATO is seen as having the most positive impact on Finland’s security	14
Confidence in the management of foreign policy has increased from the past year	19
The military situation in Finland’s neighbouring areas is considered more threatening	20
Future is perceived as more insecure.....	22
Strong support for cooperation with the European Union and NATO.....	24
Over half of the respondents say that their confidence in the EU’s future is unchanged	24
Nordic defence cooperation and NATO membership are believed to increase Finland’s security the most.....	25
Trust in defence policy management remains strong	26
Trust in the Defence Forces’ ability to defend Finland continues to be very strong.....	27
Majority are in favour of increasing defence appropriations	28
Attitudes of Finns towards military cooperation are very positive	29
National defence will remains strong.....	31
Personal will to defend the country on a solid foundation	33
Strong support for the current conscription model	34
General conscription considered the best for Finland.....	38
Citizens’ service for all is welcomed	41
Assistance to Ukraine supported – majority want more sanctions against Russia ..	41
Development in Russia and Russia’s war of aggression in Ukraine the main concerns	44
Preparedness for an armed attack is good, critical infrastructure protection is seen as weaker	45
Research branch of the ABDI.....	46
Chairpersons.....	46
The ABDI Secretariat and Office.....	46
Enclosed graphs	47

FOREWORD

A survey commissioned by the Advisory Board for Defence Information (ABDI) explored the opinions of Finnish people on Finnish foreign and security policy as well as defence policy. It also includes questions about factors affecting safety and the sense of security and the development of security over the next five years. In addition, questions are asked about factors causing concern, preparedness for various threats, the future of the European Union, attitudes towards Finland's membership in NATO, trust in the Defence Forces' ability to combat military threats and attitudes towards cooperation between the European Union and NATO, and assistance to Ukraine. Altogether 21 questions were asked, two of which for the first time.

The ABDI has conducted opinion polls since its establishment in 1976. There are also two questions posed by the ABDI's predecessor, the Advisory Board for Mental Defence from 1964 to 1975.

Commissioned by the ABDI, the survey was carried out by market research company Taloustutkimus Oy. The survey was carried out as a combination of personal interviews of the omnibus survey and the internet panel of Taloustutkimus Oy, such as interviews conducted in 2021–2022. A total of 544 personal interviews were conducted (43 per cent), while 653 panel responses were received. (57 per cent). The respondents comprised 623 women and 572 men. Before 2020, the survey was conducted only as personal interviews as part of the omnibus survey.

The target group of the survey is the population aged 15 to 79 in Finland, with the exception of the Province of Åland. The survey's sample size is 1,197 persons. The sample was formed by quota sampling in which the target group's quotas were the distribution of age, gender, major region and municipality. The sample was weighted to match the target group. The weighted N values correspond to the population aged 15 to 79 in thousands (SVT 31.12.2016).

The interviews were conducted between 8 and 26 November 2023 by 23 trained research interviewers from Taloustutkimus Oy. The interviews were conducted at 184 localities, 91 of which were cities and the remaining 93 other municipality types. The answers to the panel section were collected between 15 and 28 November 2023. The error margin of the survey is 3.2 percentage points for the whole population.

Unweighted and weighted data by age group are divided as follows:

	Unweighted N	Unweighted %	Weighted N	Weighted %
15–19 yrs	68	6 %	271	6 %
20–24 yrs	76	6 %	311	7 %
25–34 yrs	127	11 %	741	17 %
35–49 yrs	295	25 %	1 049	24 %
50–64 yrs	323	27 %	1 039	24 %
65–79 yrs	308	26 %	962	22 %

In the data, under 50-year-olds are underrepresented while 50-year-olds and over 65-year-olds are overrepresented. Overrepresentation and underrepresentation were corrected with weighting.

In printing, the regional division is made into three: Helsinki-Uusimaa/Southern Finland (555 respondents), including the major regions of Helsinki-Uusimaa and Southern Finland, Western Finland (333 respondents), including the major region of Western Finland, and Eastern Finland/Oulu/Lapland (309 respondents), including the major region of Northern and Eastern Finland. The table below shows the numbers and proportions of respondents in unweighted and weighted data at the level of major regions.

	Unweighted N	Unweighted %	Weighted N	Weighted %
Helsinki-Uusimaa	311	26 %	1 382	32 %
Southern Finland	244	20 %	838	19 %
Western Finland	333	28 %	1 176	27 %
Northern and Eastern Finland	309	26 %	977	22 %

When interpreting background variables related to party affiliation, it must be taken into account that the collection of information is more reliable on larger parties when compared to smaller parties whose supporters are numerically fewer in the sample. Only parties whose voting was supported by over 50 respondents are included in the graphics showing results.

Respondents were asked the following question: "Which party would you vote for if parliamentary elections were held now?" Of all of the respondents, 74 per cent (883 persons) revealed their party affiliation, while 26 per cent (314) declined to do so. In 2022, the corresponding numbers were 70 per cent and 30 per cent respectively.

The report comprises a text section with illustrating figures that also present the time sequence of the questions asked in previous surveys. These illustrations were prepared by Taloustutkimus Oy. Some of the questions represent a continuous sequence since 1964. The questions were drawn up by the Research Branch and Work Branch of the ABDI. The research branch compiled the report for the work branch.

The data from this survey, like that of the previous surveys, are stored in the Finnish Social Science Data Archive at the University of Tampere (www.fsd.uta.fi).

ABDI's survey reports are available in Finnish, Swedish and English on ABDI's home page (www.defmin.fi/mts).

Also in Norway, the 'Folk og Forsvar' conducts annual surveys on security and defence policy. They can be found at: <https://www.folkogforsvar.no/meningsmalinger/>

The survey reports published by the ABDI are in the public domain. When referring to them, reference must be made stating that the data come from a survey conducted by the ABDI.

Summary

Finland became a full member of NATO on the fourth day of April 2023. Russia's war of aggression in Ukraine has been going on for nearly two years. Finland has been the target of Russia's hybrid operation. The results of the survey conducted in autumn 2023 show, in particular, strong support for Finland's NATO membership and NATO's strengthened role in increasing Finland's security. On the other hand, the results also show increased insecurity felt by citizens and the deterioration of the military situation in Finland's neighbouring areas.

Nine out of ten are in favour of Finland being a member in NATO while one in ten takes a negative view. Nine out of ten think other NATO allies would support Finland if necessary. Similarly, nine out of ten feel that Finland is obliged to assist other allies, if necessary.

NATO's contribution to security has strengthened from last year. Now NATO is clearly seen as the most positive actor contributing to Finland's security. The European Union comes second whereas the positive influence of the UN and the OSCE has weakened. The positive impact of the United States on Finland's security is also seen to have intensified. As far as Russia is concerned, Finns see only a negative impact on Finland's security.

Trust in the management of foreign policy has strengthened from last year; now four out of five think that foreign policy is well managed.

Six out of ten feel that the military situation in Finland's vicinity is increasingly threatening.

The future is also perceived as increasingly unsafe; six out of ten think that Finns will live in a more unsafe future.

Over half of the respondents think that their confidence in the future of the EU is unchanged. Nine out of ten welcomes cooperation between the European Union and NATO.

Finland's participation in Nordic defence cooperation and Finland's membership in NATO are considered the most important factors contributing to Finland's security.

Trust in the management of defence policy has remained stable, four out of five believe that defence policy has been well managed. Citizens' confidence in the Defence Forces' ability to counter military threats against Finland is very strong as nine out of ten trust it. The increase in defence appropriations is strongly supported. Six out of ten support the increase, one-third are in favour of maintaining the current level and four per cent support the decrease.

The will to defend the nation remains strong, eight out of ten believe that Finns should defend themselves militarily in all situations. The number of positive responses from women has decreased from last year.

Defence cooperation carried out by Finland is widely supported, and cooperation with various parties is supported by 84–96 per cent.

The current conscription system also receives strong support; four out of five support the current model. When asked about Finland's defence system, including the current conscription model, conscription for both women and men, or voluntary conscription, one-half support the current model while three out of ten support conscription for both women and men.

Assistance to Ukraine is still supported in terms of both economic and military support, and more than half would like to see more EU sanctions imposed on Russia.

Development in Russia and Russia's war of aggression in Ukraine are the main concerns.

It is estimated that preparedness for an armed attack is very good, while the protection of critical infrastructure is weaker.

Nine out of ten are positive about Finland's membership in NATO

The ABDI asked for the first time views on membership in NATO since Finland joined the Alliance in April 2023.

Nine out of ten hold a positive view, half or 51 per cent are very positive about it while over one third or 37 per cent hold a fairly positive view.

Eighty-eight per cent of men and 87 per cent of women hold a positive view. Of those over 50 years of age, 91 per cent think this way; of the 35 to 49 years of age 88 per cent; of those younger than 25 years of age 82 per cent and of the 25 to 34 years of age 81 per cent are of this opinion.

Ninety-nine per cent of Coalition Party supporters are in favour of the membership while 92 per cent of Finns Party supporters, 91 per cent of Centre Party and SDP supporters, 89 per cent of Green Party supporters and 67 per cent Left Alliance supporters share this view.

Nine per cent have a negative attitude towards membership in NATO, ten per cent of women and eight per cent of men. Thirteen per cent of 25 to 34-year-olds have a negative opinion, twelve per cent of under 25-year-olds, nine per cent of 35 to 49-year-olds and six per cent of over 50-year-olds share this view.

Twenty-nine per cent of Left Alliance supporters, seven per cent of Finns Party and SDP supporters, six per cent of Centre Party supporters and four per cent of Green Party supporters hold a negative view. There are no negative views on Finland's membership among Coalition Party supporters. Three per cent of both women and men have no opinion. (Figure 1)

Finland's membership in NATO is expected to mean assistance from the allies to Finland

Finland has been a member of NATO since 4 April 2023. One of the key principles governing NATO's activities is the fifth Article of the North Atlantic Treaty, according to which:

“The Parties agree that an armed attack against one or more of them in Europe or North America shall be considered an attack against them all and consequently they agree that, if such an armed attack occurs, each of them, in exercise of the right of individual or collective self-defence recognized by Article 51 of the Charter of the United Nations, will assist the Party or Parties so attacked by taking forthwith, individually and in concert with the other Parties, such action as it deems necessary, including the use of armed force, to restore and maintain the security of the North Atlantic area.”

The ABDI asked about views on two questions:

Other NATO countries must be prepared to defend Finland should Finland become the victim of armed attack.

Eighty-four per cent fully agree with this statement, 86 per cent of men and 81 per cent of women. Eighty-eight per cent of Coalition Party supporters fully agree, 86 per cent of SDP and Centre Party supporters, 84 per cent of Finns Party supporters, 75 per cent of Green Party supporters and 71 per cent of Left Alliance supporters share this view.

Thirteen per cent of respondents agree with this statement, 14 per cent of women and 12 per cent of men. This view was held by 22 per cent of Green Party supporters, 17 per cent of Left Alliance supporters, 14 per cent of Finns Party supporters, 12 per cent of Coalition Party supporters, 11 per cent of SDP supporters and 10 per cent of Centre Party supporters.

One per cent of the respondents disagree and no one fully disagrees. Two per cent have no opinion, three per cent of women and one per cent of men. (Figure 2)

As a member in NATO, Finland is obliged to assist member countries

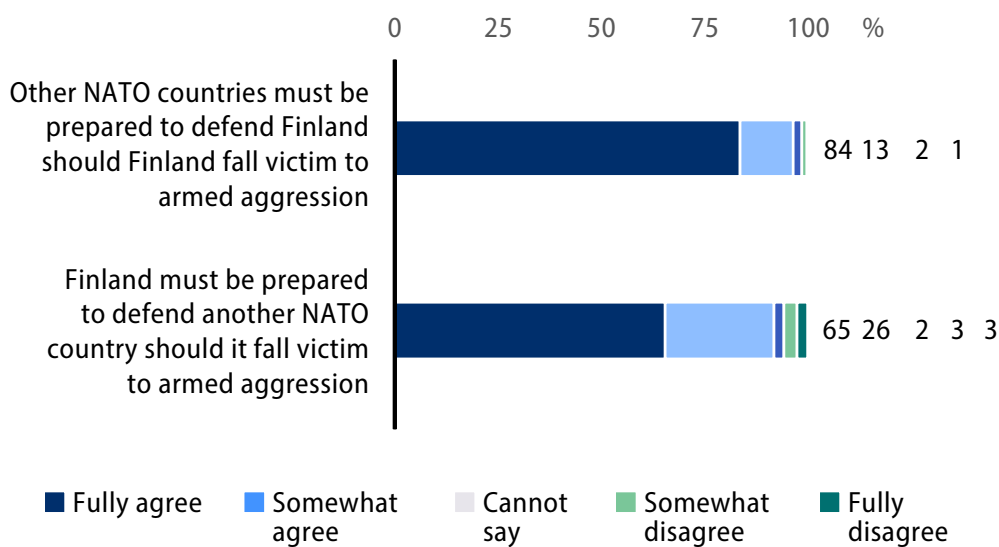
Finland must be prepared to defend another NATO country should it fall victim to armed aggression.

Sixty-five per cent fully agree with this statement, 70 per cent of men and 60 per cent of women. This view is held by 76 per cent of Coalition Party supporters, 72 per cent of Centre Party supporters, 70 per cent of Green Party supporters, 66 per cent of SDP supporters, 65 per cent of Finns Party supporters and 54 per cent of Left Alliance supporters.

Twenty-six per cent of respondents agree, 31 per cent of women and 22 per cent of men. This view is held by 31 per cent of Finns Party supporters, 28 per cent of Left Alliance supporters, 26 per cent of SDP supporters, 24 per cent of Coalition Party supporters, 23 per cent of Green Party supporters and 19 per cent of Centre Party supporters.

Three per cent of both men and women disagree, and three per cent strongly disagree. Two per cent have no opinion, four per cent of women and one per cent of men. (Figure 3)

Figure 2A. NATO membership, access to assistance and provision of assistance
"What do you think of the following statements?"

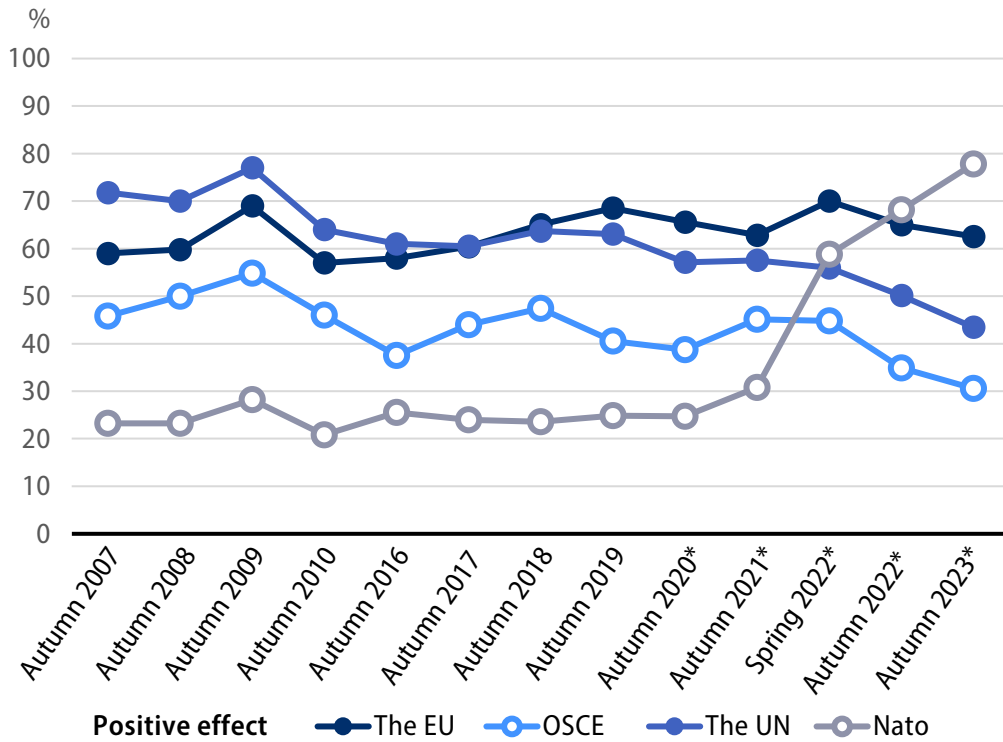


NATO is seen as having the most positive impact on Finland's security

The question asks to assess international organisations, the EU, the OSCE, NATO and the UN, and countries such as Great Britain, China, Russia and the United States, depending on whether they have a positive, negative, both positive and negative impact or no impact at all on Finland's security. This question has been asked 13 times, and the United Kingdom is included for the first time.

NATO's positive influence has increased clearly; in 2021, nearly one third, or 31 per cent, felt that NATO's influence was positive. Now it is seen as clearly more positive than the European Union. The positive impact of the EU has varied between 57 and 70 per cent. The positive impact of the UN has decreased and is now at its lowest in measuring history. The highest number of those who have no opinion is linked to the questions pertaining to the OSCE.

Figure 4A. Impact of different actors on Finland's security 2007–2010 and 2016–2023
 "How do you assess the impact of the following factors on Finland's security?"



This question has not been asked in 2011-2015
 *) The survey method was combination of face-to-face interviews and internet panel

North Atlantic Treaty Organization

Seventy-eight per cent see a positive impact (68 % in 2022), two per cent see no impact (3 %), four per cent see a negative impact (7 %), and 14 per cent see both positive and negative impacts (17 %). Two per cent have no opinion (5 %).

EU

Sixty-three per cent see a positive impact (65 % in 2022) while 12 per cent see no impact (9 %), seven per cent see a negative impact (7 %) and 15 per cent think that the EU have both positive and negative impacts (13 %). Three per cent (6 %) have no opinion.

The UN

Forty-three per cent see a positive impact (50 % in 2022), while 36 per cent see no impact (27 %), three per cent see a negative impact (3 %), and seven per cent see both positive and negative impacts (8 %). Ten per cent have no opinion (8 %).

The OSCE

Thirty-one per cent think there is a positive impact (35 % in 2022), 24 per cent see no impact (23 %), one per cent thinks there is a negative impact (1 %) while six per cent think there are both positive and negative impacts (5 %). Thirty-eight per cent (36 %) have no opinion while 55 per cent of under 25-year-olds and 58 per cent of 25–34-year-olds have no opinion.

In addition to NATO, the positive impact of the United States has increased clearly; now half of the respondents consider the impact of the United States on Finland's security positive; in autumn 2021, more than one-fifth shared this opinion. At the same time, the negative impact has weakened.

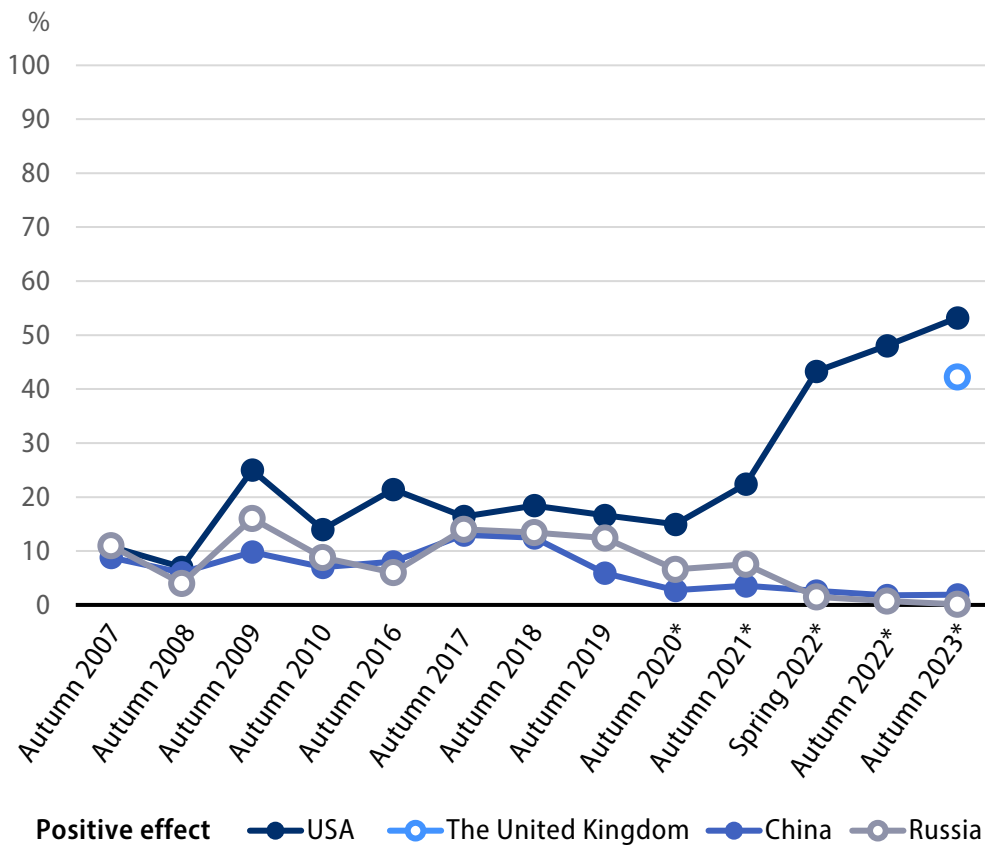
The United Kingdom is included in the survey for the first time. Less than half of the respondent sees its impact as positive, and hardly any of them see any negative impact.

The negative impact of China is seen to have increased, while fewer respondents chose the option no impact. China is seen to have a minor positive impact.

Russia's negative impact has always been seen quite big, but now it is the biggest in the survey's history; nine out of ten feel that Russia's impact is negative, and no one thinks there is a positive impact.

Figure 4B. The impact of different actors on Finland's security 2007–2010 and 2016–2023, positive impact

"How do you assess the impact of the following factors on Finland's security?"



This question has not been asked in 2011-2015

*) The survey method was combination of face-to-face interviews and internet panel

United States

Fifty-three per cent sees a positive impact (48 % in 2022), seven per cent think there is no impact (9 %), six per cent think there is a negative impact (9 %) while 26 per cent think there are both positive and negative impacts (26 %). Eight per cent have no opinion (8 %).

United Kingdom

Forty-two per cent of the respondents think the United Kingdom have a positive impact while 30 per cent think there is no impact, two per cent think there is a negative impact and seven per cent think there are both positive and negative impacts. Nineteen per cent have no opinion, 11 per cent of men and 27 per cent of women.

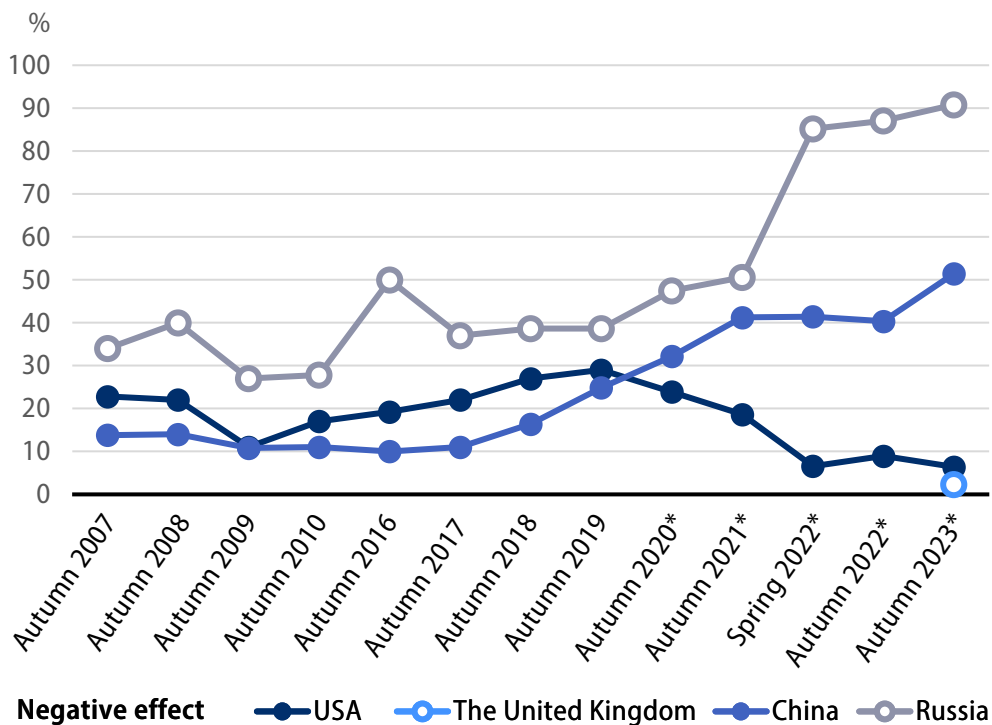
China

Two per cent of the respondents see a positive impact (2 % in 2022), 15 per cent see no impact (23 %), 51 per cent see a negative impact (40 %) and 18 per cent see both positive and negative impacts (18 %). Thirteen per cent have no opinion (17 %), nine per cent of men and 17 per cent of women.

Russia

Zero per cent thinks there is a positive impact (1 % in 2022), two per cent thinks there is no impact(3 %), 91 per cent see a negative impact (87 %), and four per cent think there are both positive and negative impacts (6 %). Three per cent have no opinion (4 %). (Figures 4, 5 and 6).

Figure 4C. Impact of different actors on Finland’s security, negative impact
 "How do you assess the impact of the following factors on Finland's security?"



This question has not been asked in 2011-2015

*) The survey method was combination of face-to-face interviews and internet panel

Confidence in the management of foreign policy has increased from the past year

Seventy-nine percent (74 % in 2022) think foreign policy is well managed, 80 per cent (72 %) of women and 77 per cent (75 %) of men. Eighty-six per cent (79 %) of over 50-year-olds agree, and so do 78 per cent (73 %) of under 25-year-olds, 77 per cent (65 %) of 35 to 49-year-olds, and 62 per cent (69 %) of 25 to 34-year-olds.

91 per cent (79 % in 2022) of Coalition Party supporters consider that foreign policy has been well managed, 88 per cent (76 %) of Centre Party supporters, 87 per cent (89 %) of SDP supporters, 80 per cent (87 %) of Green Party supporters, 75 per cent (84 %) of Left Alliance supporters and 62 per cent (40 %) of Finns Party supporters agree.

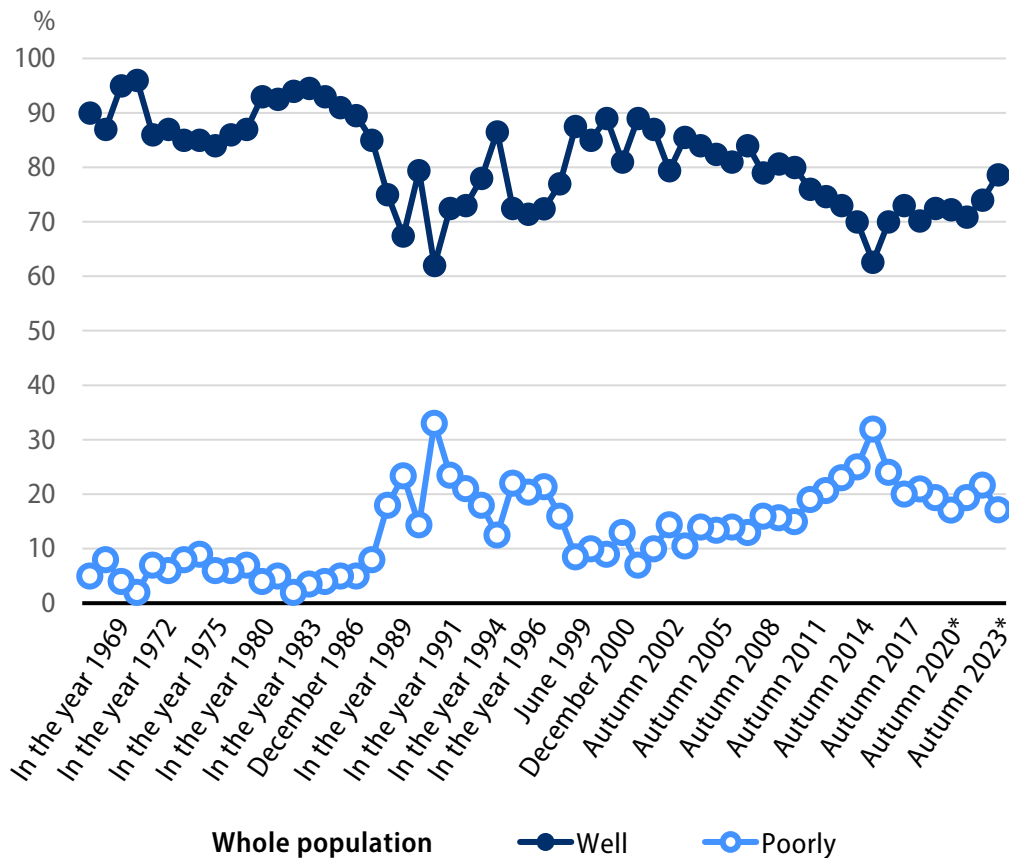
Seventeen per cent (21 % in 2022) of the respondents think that Finland's foreign policy is poorly managed, 20 per cent (23 %) of men and 15 % (20 %) of women. Twenty-eight per cent (25 %) of 25 to 34-year-olds share this view, and so do 20 per cent (28 %) of 35 to 49-year-olds, 13 per cent (19 %) of over 50-year-olds, and 11 per cent (15 %) of under 25-year-olds.

Thirty-four per cent (55 % in 2022) of Finns Party supporters consider foreign policy poorly managed, 20 per cent (8 %) of Left Alliance supporters, 10 per cent (19 % and 10 %) of Centre Party and SDP supporters, 14 per cent (7 %) of Green Party supporters and eight per cent (18 %) of Coalition Party supporters.

Four per cent (5 % in 2022) have no opinion, six per cent (8 %) of women and 3 per cent (2 %) of men. (Figures 7 and 8).

Figure 8A. Management of Finland’s foreign policy 1964–2023

"In your opinion, how well or how poorly has Finnish foreign policy been conducted in recent years?"



*) The survey method was combination of face-to-face interviews and internet panel

The military situation in Finland’s neighbouring areas is considered more threatening

“What do you think of the military situation in Finland’s neighbouring areas over the next ten years?”

The ABDI asked this question for the 13th time in this survey. In 2014, nearly half or 46 per cent of the respondents felt, for the first time regarding the next ten years, that the military situation in Finland’s neighbouring areas was becoming more threatening. The next major change took place in spring 2022, when nearly two

thirds or 64 per cent, felt that the military situation in Finland's neighbouring areas had become more threatening. In autumn 2022, slightly over half or 55 per cent of the respondents felt this way.

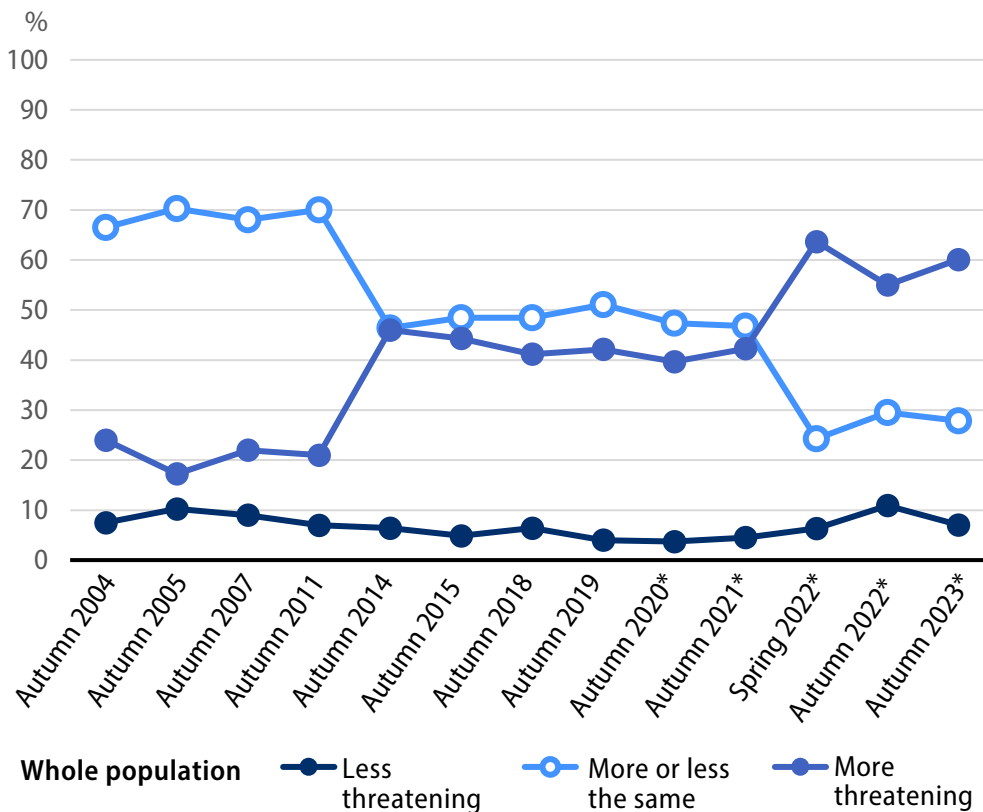
Now more than half or 60 per cent (55 % in autumn 2022) feel that the military situation in Finland's neighbouring areas has become more threatening, 64 per cent (60 %) of women and 56 per cent (50 %) of men. Of over 50-year-olds, 68 per cent (60 %) shared this view, as did 61 per cent (55 %) of 35 to 49-year-olds, 53 per cent (50 %) of 25 to 34-year-olds, and 41 per cent (45 %) of under 25-year-olds.

Slightly more than a fourth or 28 per cent (30 % in autumn 2022) of the respondents think that the situation will remain the same, 33 per cent (31 %) of men and 23 per cent (28 %) of women.

Seven per cent (11 % in autumn 2022) see the situation as less threatening, nine per cent (15 %) of men and five per cent (7 %) of women. Five per cent (5 %) have no opinion, seven per cent (4 %) of women and 3 per cent (5 %) of men. (Figures 9 and 10).

Figure 10A. Military situation in Finland’s neighbouring areas 2004–2023

"What is your estimate of the military situation in Finland’s near environs during the next decade?"



*) The survey method was combination of face-to-face interviews and internet panel

Future is perceived as more insecure.

More than half or 60 per cent (53 % in 2022) think that the life of Finns will be less secure, 65 per cent (59 %) of women and 55 per cent (47 %) of men. Of over 50-year-olds, 67 per cent (58 %) think life will be less secure, as do 58 per cent (55 %) of 35 to 49-year-olds, 57 per cent (48 %) of 25 to 34-year-olds, and 42 per cent (37 %) of under 25-year-olds.

One out of four or 25 % (23 % in 2022) see no difference to the present situation, 24 per cent (29 %) of men and 20 per cent (22 %) of women think this way. Thirty-one per cent (28 %) of under 25-year-olds agree as do 17 per cent (17 %) of 25 to 34-year-olds, 35 to 49-year-olds and over 50-year-olds.

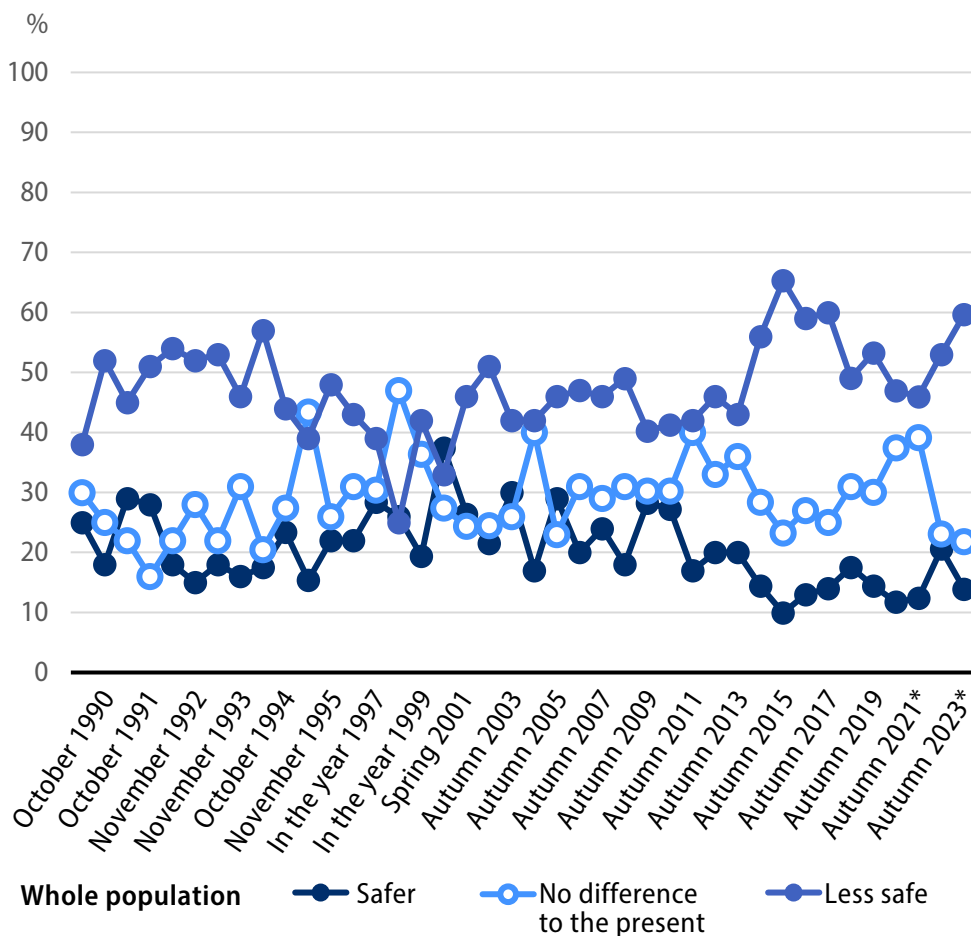
Fourteen percent (21 % in 2022) of the respondents believe in a more secure future, 17 per cent (27 %) of men and 10 per cent (15 %) of women.

Five per cent (3 %) have no opinion, five per cent (4 %) of women and 4 per cent (3 %) of men.

The ABDI has asked this question since 1990, and only twice before, 60 per cent or more in 2017 and 65 per cent in 2015 felt that the future felt less secure. (Figures 11 and 12).

Figure 12A. Safer or less safe future 1990–2023

"Considering the present world situation as a whole, do you believe that during the next five years Finland and Finns will live in a safer or in a less safe world compared to the present?"



*) The survey method was combination of face-to-face interviews and internet panel

Strong support for cooperation with the European Union and NATO

The European Union and NATO engage in close practical cooperation to combat security threats and to improve security. What is your view of this cooperation?

Nine out of ten or 87 per cent (87 % in 2022), 89 per cent (89 %) of men and 85 per cent (86 %) of women feel very or fairly positive about this cooperation. Ninety-six per cent (96 %) of Centre Party supporters agree as do 95 per cent (95 %) of Green Party supporters, 92 per cent (99 %) of Coalition Party supporters, 90 per cent (96 %) of SDP supporters, 88 per cent (80 %) of Finns Party supporters, and 73 per cent (61 %) of Left Alliance supporters.

Eight per cent of the respondents hold a negative view, 8 per cent (7 %) of men and six per cent (9 %) of women. (Figure 13)

Over half of the respondents say that their confidence in the EU's future is unchanged

Over one-half or 54 per cent (48 % in 2022) of the respondents say that their confidence in the future of the European Union is unchanged, 60 per cent (52 %) of women and 49 per cent (44 %) of men. Seventy per cent (44 %) of under 25-year-olds share this view, and 57 per cent (50 %) of over 50-year-olds, 49 per cent (48 %) of 35 to 49-year-olds and 41 per cent (45 %) of 25 to 34-year-olds agree.

One-third or 33 per cent (33 % in 2022) feel that their confidence in the future of the European Union has decreased, 39 per cent (33 %) of men and 27 per cent (32 %) of women share this view. Forty per cent (39 %) of 25 to 34-year-olds are of this opinion, and 39 per cent (32 %) of 35 to 49-year-olds, 32 per cent (33 %) of over 50-year-olds, and 18 per cent (24 %) of under 25-year-olds agree.

One in ten or 11 per cent (17 % in 2022) say that their confidence in the future of the European Union has increased, 12 per cent (21 %) of men and 10 per cent (13 %) of women.

Two per cent (3 % in 2022) have no opinion. (Figure 14)

Nordic defence cooperation and NATO membership are believed to increase Finland's security the most

The question now covers eight different factors or phenomena that are assessed according to whether they increase or decrease Finland's security. The question has been asked since 2004. This year, one new factor was added: Diplomacy and conflict prevention. Finland's membership in NATO, from autumn 2022, was previously asked about as Finland's possible membership in NATO.

The increase in the ownership of non-EU and non-EEA countries in Finland's economic life is a new item. This was previously asked about as the increase in foreign ownership in Finland's economic life.

The results as per factors increasing Finland's security:

Finland's participation in Nordic defence cooperation increases security, 91 per cent, (89 % in 2022), reduces security, one per cent (1 %), has no impact, five per cent (7 %).

Finland's membership in NATO, increases security, 87 per cent (80 % in 2022), reduces security, six per cent (8 %), has no impact, four per cent (5 %).

Diplomacy and conflict prevention (new item), increases security, 81 per cent, decreases security, two per cent, has no impact, 12 per cent.

Finland's participation in developing the EU defence cooperation, increases security, 79 per cent (77 % in 2022), reduces security, two per cent (4 %), has no impact, 12 per cent (14 %).

Finland's membership in the EU, increases security, 72 per cent (72 % in 2002), reduces security, four per cent (6 %), has no impact, 21 % (18 %).

Finnish participation in international crisis management tasks, increases security, 57 per cent (61 % in 2002), reduces security, five per cent (6 %), has no impact, 29 per cent (26 %).

Finland's increased international economic interaction, increases security, 56 per cent (53 % in 2022), decreases security, six per cent (8 %), has no impact, 29 per cent (28 %).

Increased ownership of non-EU and non-EEA countries in the Finnish economy (new item), increases security, 10 per cent, reduces security, 55 per cent, has no impact, 20 per cent. (Figures 15, 16, 17, 18 and 19)

Trust in defence policy management remains strong

Eighty-three per cent (85 % in 2022) of the respondents consider that Finland's defence policy is well managed, 83 per cent (87 % in 2022) of men and 81 per cent (81 %) of women. Of over 50-year-olds, 90 per cent (90 %) think this way while among 35 to 49-year-olds, 81 per cent (81 %) share this view, as do 75 per cent (78 %) of under 25-year-olds and 68 per cent (76 %) 25 to 34-year-olds.

Ninety-seven per cent (92 % in 2022) of Coalition Party supporters think that Finnish foreign policy is well managed, as do 91 per cent (95 %) of Green Party supporters, 88 per cent (89 %) of Centre Party supporters, 86 per cent (94 %) of SDP supporters, 75 per cent (76 %) of Finns Party supporters, and 64 per cent (74 %) of Left Alliance supporters.

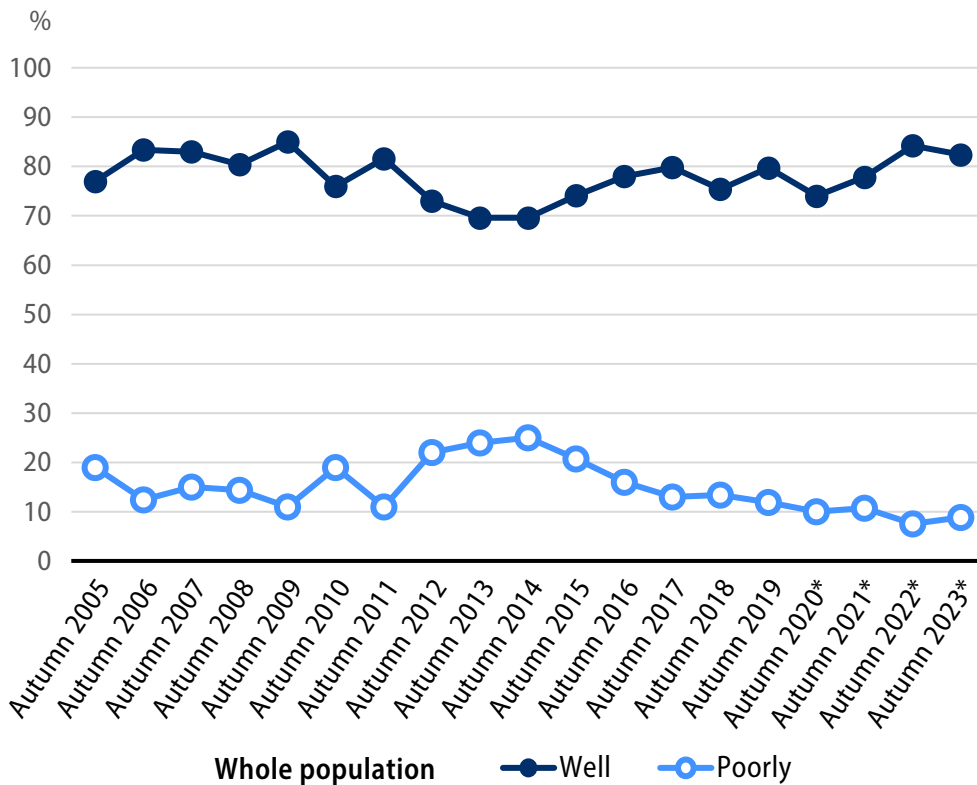
Eight per cent (7 % in 2022) of the respondents consider that Finland's defence policy is poorly managed, 10 per cent (9 %) of men and eight per cent (7 %) of women. This view is shared by 14 per cent (9 %) of 35 to 49-year-olds, 12 per cent (11 %) of 25 to 34-year-olds, and six per cent of under 25-year-olds and over 50-year-olds (7 % and 5 % respectively).

Of Finns Party and Left Alliance supporters, 15 per cent (16 % and 7 % respectively in 2022) consider defence policy poorly managed, as do seven per cent (3 %) of Centre Party supporters, four per cent (3 %) of SDP supporters, two per cent (6 %) of Coalition Party supporters, and one per cent (0 %) of Green Party supporters.

Nine per cent (8 % in 2022) have no opinion, 11 per cent (12 %) of women and seven per cent (4 %) of men. (Figures 20 and 21).

Figure 21A. Management of Finland’s defence policy 2005–2023

"In your opinion, how well or how poorly has Finland’s defence policy been conducted in recent years?"



*) The survey method was combination of face-to-face interviews and internet panel

Trust in the Defence Forces’ ability to defend Finland continues to be very strong

“Do you trust the Defence Forces’ ability to defend Finland against various military threats?”

This question was now asked for the fourth time. Nine out of ten, 89 per cent (89 % in 2022), trust very or fairly much the Defence Forces’ ability to defend Finland against various military threats, 91 per cent (93 %) of men and 87 per cent (86 %) of women.

Nine per cent (8 % in 2022) trust very or fairly little in the Defence Forces’ ability to defend Finland against military threats, ten per cent (11 %) of women and eight per cent (6 %) of men. (Figure 22)

Majority are in favour of increasing defence appropriations

Fifty-nine per cent (58 % in 2022) of the respondents are in favour of increasing defence appropriations, 67 per cent (64 %) of men and 52 per cent (54 %) of women. Of over 50-year-olds, 72 per cent (68 %) support an increase as do 63 per cent (58 %) of 35 to 49-year-olds, 38 per cent (52 %) of 25 to 34-year-olds, and 36 per cent (35 %) of under 25-year-olds.

Eighty-one per cent of Centre Party and Finns Party supporters (77 % and 70 % respectively) are in favour of an increase, 76 per cent (74 %) of Coalition Party supporters, 56 per cent (67 %) of SDP supporters, 31 % (43 %) of Green Party supporters, and 19 per cent (27 %) of Left Alliance supporters agree.

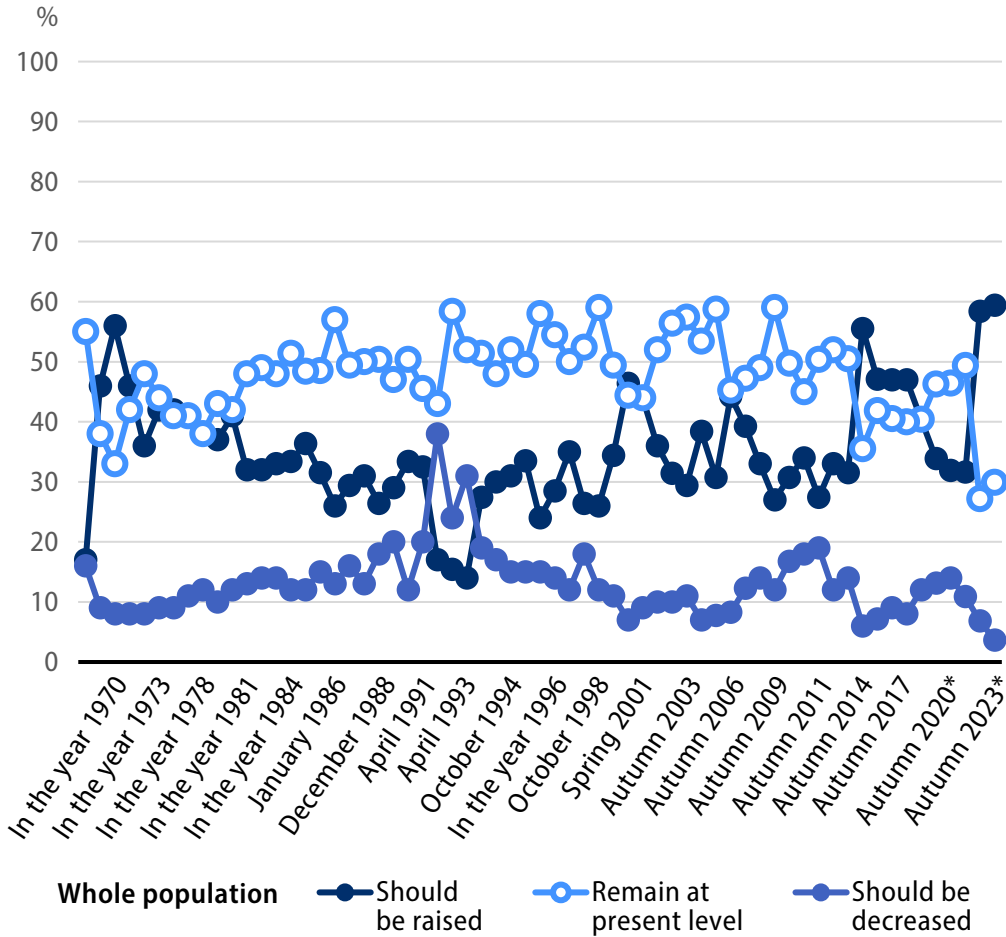
Thirty per cent (27 % in 2022) would keep defence appropriations at the current level, 33 per cent (28 %) of women and 27 per cent (27 %) of men. Forty-six per cent (36 %) of 25 to 34-year-olds, 42 per cent (27 %) of under 25-year-olds, 27 per cent (30 %) of 35 to 49-year-olds, and 22 per cent (23 %) of over 50-year-olds share this opinion.

Fifty-three per cent of Left Alliance supporters (30 % in 2022) think that defence appropriations should be kept at the current level, and this view is shared by 40 per cent (42 %) of Green Party supporters, 30 per cent (23 %) of SDP supporters, 22 per cent (21 %) of Coalition Party supporters, 18 per cent (23 %) of Finns Party supporters, and 14 per cent (18 %) of Centre Party supporters.

Four per cent (7 % in 2022) of the respondents are in favour of cutting defence appropriations, five per cent (8 %) of women and 3 per cent (6 %) of men. Eighteen per cent (33 % in 2022) of Left Alliance supporters, 12 per cent (9 %) of Green Party supporters and five per cent (6 %) of SDP supporters are in favour of cutting defence appropriations. There is no support for the cutting among Coalition Party supporters, Finns Party supporters and Centre Party supporters (2 %, 3 % and 2 % respectively).

Seven per cent (7 % in 2022) have no opinion, 10 per cent (10 %) of women and 4 per cent (4 %) of men. (Figures 23 and 24).

Figure 24A. Defence appropriations 1964–2023
 "What is your opinion on funds allocated to the Defence Forces?"



*) The survey method was combination of face-to-face interviews and internet panel

Attitudes of Finns towards military cooperation are very positive

“Finland engages in military cooperation and activities, for example with Sweden, the other Nordic countries, the United States and the United Kingdom, and as a Member of the European Union and NATO. What is your view of this cooperation?”

A new point, military cooperation with the United Kingdom, was added to this question in 2023, and the previous formulation with NATO was changed to as a NATO ally.

Results by a favourable attitude:

- Ninety-seven per cent (96 % in 2022) of the respondents are in favour of military cooperation with all Nordic countries
- Ninety-six per cent (96 % in 2022) are in favour of military cooperation with Sweden
- Ninety-one per cent are in favour of military cooperation in the European Union (90 % in 2022)
- Ninety per cent are in favour of military cooperation as a NATO ally (86 % with NATO in 2022)
- Eighty-eight per cent are in favour of military cooperation with Great Britain
- Eighty-four per cent (81 % in 2002) of the respondents take a positive view on military cooperation with the United States.

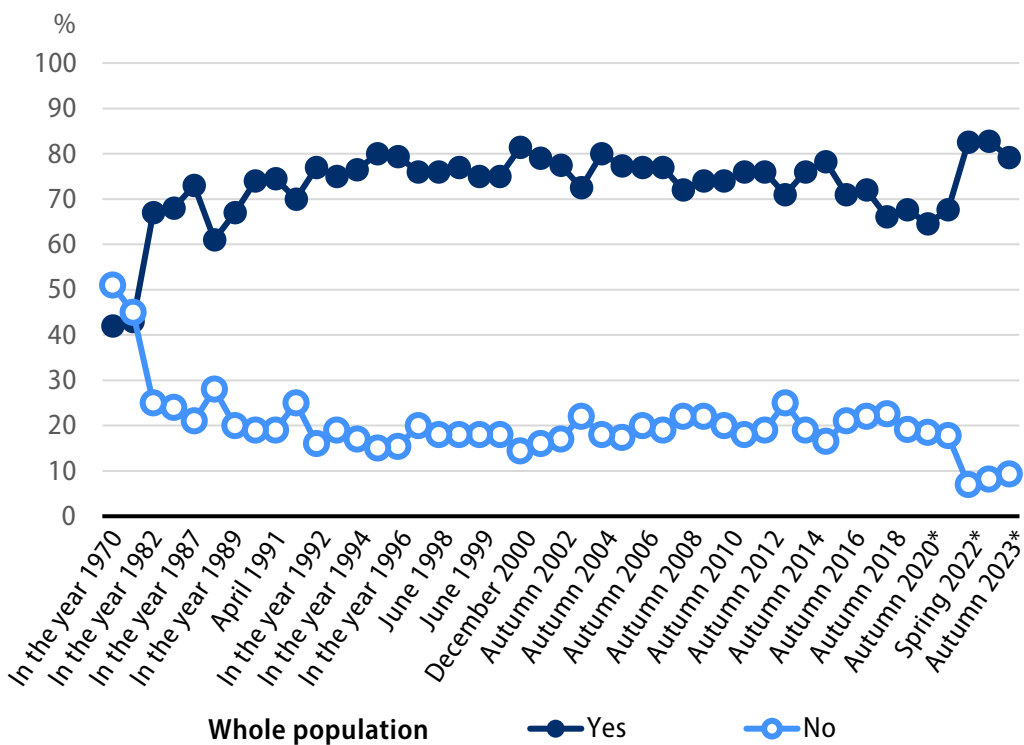
(Figures 25–31).

National defence will remains strong

'If Finland were attacked, should Finns, in your opinion, take up arms to defend themselves in all situations, even if the outcome seemed uncertain?'

Figure 33A. National defence will 1970–2023

"If Finland were attacked, should Finns, in your opinion, take up arms to defend themselves in all situations, even if the outcome seemed uncertain?"



*) The survey method was combination of face-to-face interviews and internet panel

Seventy-nine per cent (83 % in 2022) of the respondents answered in the affirmative, 86 per cent (89 %) of men and 73 per cent (78 %) of women. Of the over 50-year-olds, 85 per cent (88 %) answered in the affirmative, as do 83 per cent (82 %) of 35 to 49-year-olds, 72 per cent (74 %) of 25 to 34-year-olds, and 61 per cent (76 %) of under 25-year-olds.

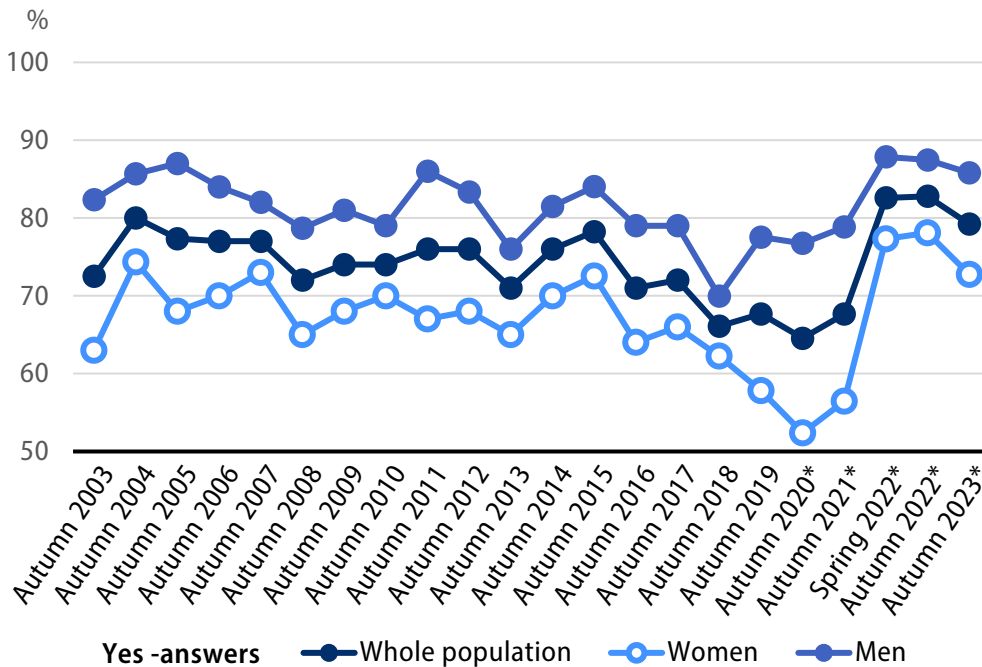
Ninety-four per cent (94 % in 2022) of Centre Party supporters answered in the affirmative as did 92 per cent (93 %) of Coalition Party supporters, 90 per cent (91 %) of Finns Party supporters, 77 per cent (85 %) of SDP supporters, 53 per cent (75 %) of Green Party supporters, and 45 per cent (54 %) of Left Alliance supporters.

Nine per cent (8 % in 2022) of the respondents answered in the negative, ten per cent (10 %) of women and eight per cent (6 %) of men. Twenty per cent (17 %) of under 25-year-olds have a negative opinion and 14 per cent (10 %) of 25 to 34-year-olds, seven per cent (6 %) of over 50-year-olds and five per cent (6 %) of 35 to 49-year-olds share this view.

Of the Green Party and the Left Alliance supporters, 28 per cent (12 % and 30 % respectively) answered in the negative, and this view is shared by eight per cent the SDP supporters, five per cent (3 % and 6 % respectively) of the Coalition Party and Finns Party supporters, and three per cent (1 %) of the Centre Party supporters.

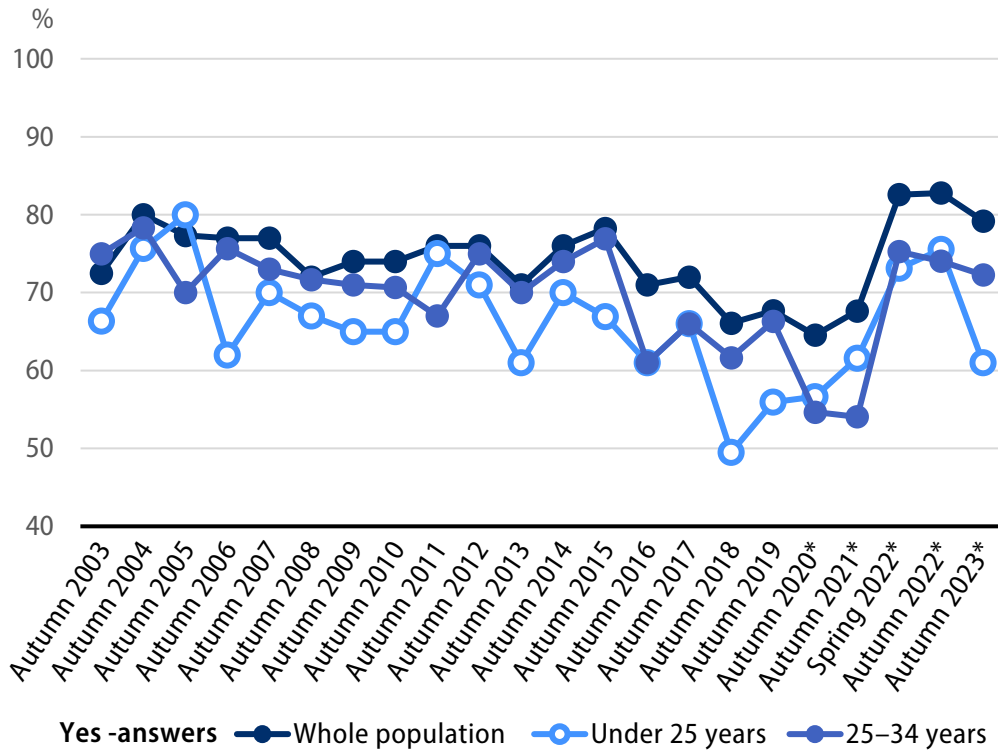
Eleven per cent (9 % in 2022) have no opinion, 17 per cent (12 %) of women and six per cent (6 %) of men. (Figures 32 and 33).

Figure 33B. Will to defend the country, total population, women and men, yes answers "If Finland were attacked, should Finns, in your opinion, take up arms to defend themselves in all situations, even if the outcome seemed uncertain?"



*) The survey method was combination of face-to-face interviews and internet panel

Figure 33C. Will to defend the country, total population, persons aged under 25, persons aged 25 to 34, yes answers
 "If Finland were attacked, should Finns, in your opinion, take up arms to defend themselves in all situations, even if the outcome seemed uncertain?"



*) The survey method was combination of face-to-face interviews and internet panel

Personal will to defend the country on a solid foundation

If Finland were attacked, would you be prepared to participate in the various tasks of national defence according to your abilities and skills?

Eighty-three per cent (82 % in 2022) answered in the affirmative, 87 per cent (89 %) of men and 79 per cent (75 %) of women. Of the 34 to 49-year-olds, 87 per cent (86 %) answered in the affirmative, as did 84 per cent (81 % and 82 % respectively) of over 50-year-olds and 25 to 34-year-olds, and 69 per cent (78 %) of under 25-year-olds.

Ninety-five per cent (88 %) of the Coalition Party supporters share this view as do 89 per cent (87 % and 84 % respectively) of the Finns Party and Centre Party supporters, 82 per cent (89 %) of the Green Party supporters, 77 per cent (82 %) of the SDP supporters, and 74 per cent (64 %) of the Left Alliance supporters.

Eight per cent (10 % in 2022) answer in the negative, nine per cent (14 %) of women and seven per cent (5 %) of men.

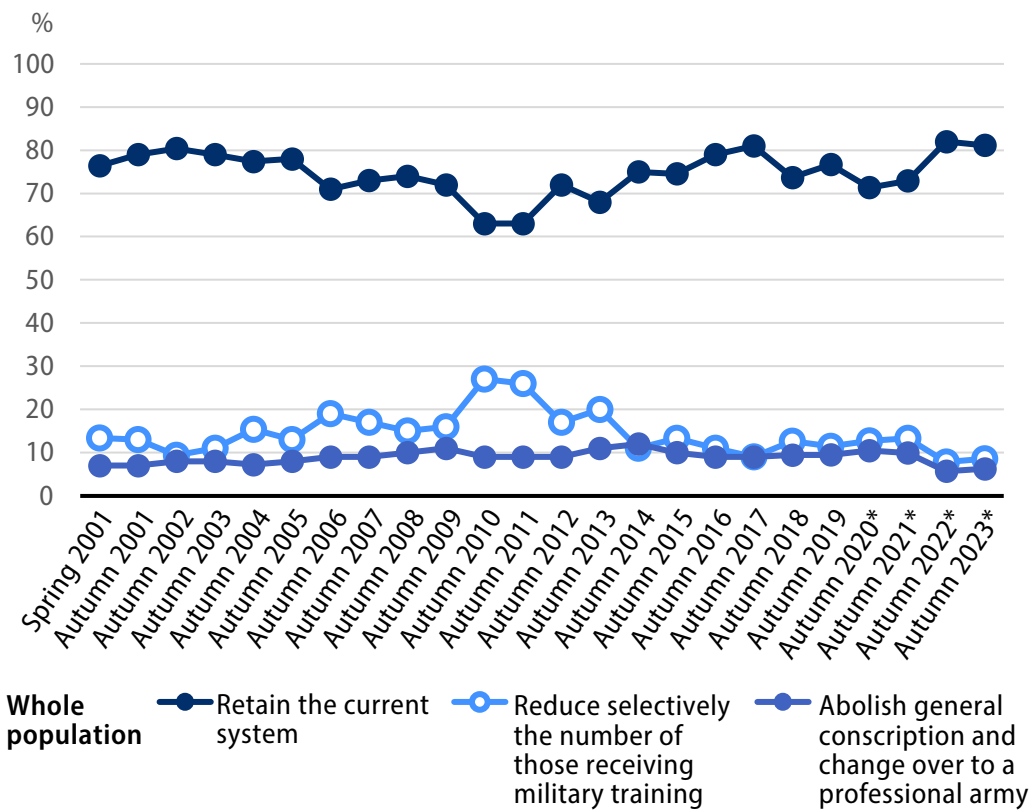
Nine per cent (8 %) have no opinion, 13 per cent (11 %) of women and six per cent (6 %) of men. (Figures 34 and 35).

Strong support for the current conscription model

The alternatives in this question are the current, male, general conscription, selective reduction of military training and transition to a professional army. This question has been asked since 2001. Support for the current model has varied between 63 and 82 per cent. Eight to 27 per cent support the transition to selective conscription. The support for a professional army has varied between six-and twelve per cent.

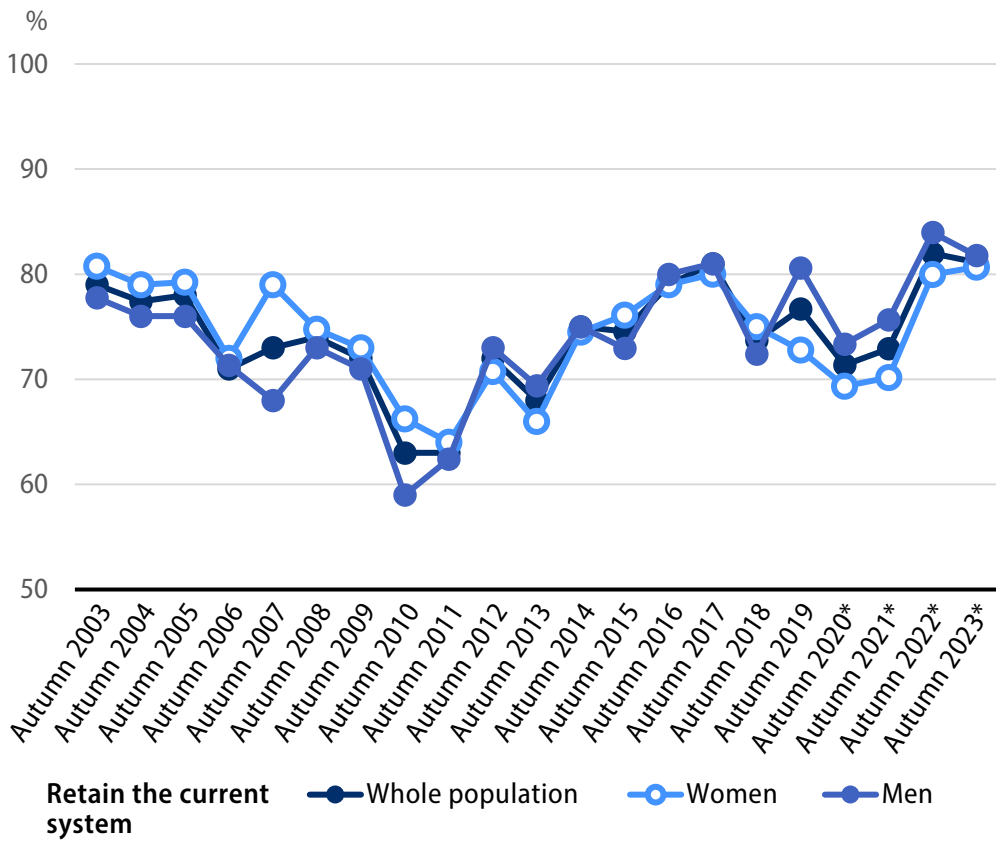
Figure 37A. General conscription 2001–2023

"Based on a general, compulsory military service for men, Finnish military defence provides military training for as many of the same age group as possible, thus producing a large reserve personnel. Should the current system be retained or should we change over to a selective conscript service where only a part of the same age group receives military training? Or should we change over to a professional army?"



*) The survey method was combination of face-to-face interviews and internet panel

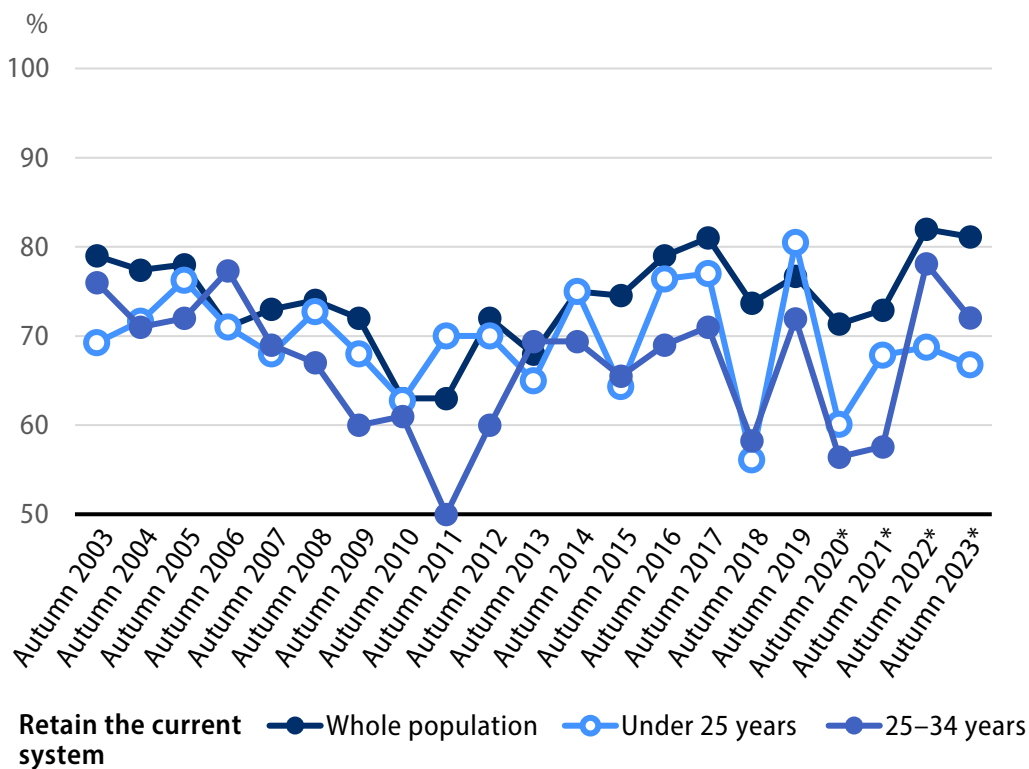
Figure 37B. General conscription 2003–2023 total population, women, men
 "Based on a general, compulsory military service for men, Finnish military defence provides military training for as many of the same age group as possible, thus producing a large reserve personnel. Should the current system be retained or should we change over to a selective conscript service where only a part of the same age group receives military training? Or should we change over to a professional army?"



*) The survey method was combination of face-to-face interviews and internet panel

Figure 37C. General conscription 2003–2023, persons under 25 of entire population, persons aged 25–34

"Based on a general, compulsory military service for men, Finnish military defence provides military training for as many of the same age group as possible, thus producing a large reserve personnel. Should the current system be retained or should we change over to a selective conscript service where only a part of the same age group receives military training? Or should we change over to a professional army?"



*) The survey method was combination of face-to-face interviews and internet panel

Four out of five or 81 per cent (82 % in 2022) support the current conscription system in Finland, 82 per cent (84 %) of men and 81 per cent (80 %) of women. Ninety-one per cent (89 %) of over 50-year-olds are in favour of the current system, as are 77 per cent (80 %) of 35 to 49-year-olds, 72 per cent (78 %) of 25 to 34-year-olds, and 67 per cent (69 %) of under 25-year-olds.

Ninety-three per cent (93 %) of Centre Party supporters are in favour of the current conscription system, as are 88 per cent (90 %) of Finns Party supporters, 86 per cent of Coalition Party and SDP supporters (90 % and 83 % respectively), 61 per cent (72 %) of Green Party supporters, and 48 per cent (48 %) of Left Alliance supporters.

Nine per cent (8 % in 2022) of the respondents support a system where the number of those receiving military training is reduced selectively, 10 per cent (8 %) of men and seven per cent (8 %) of women. This is supported by 15 per cent (11 %) of under 25-year-olds, 11 per cent of 25 to 34-year-olds and 35 to 49-year-olds (9 % and 12 % respectively) and five per cent (4 %) of over 50-year-olds.

Twenty-three per cent (13 % in 2022) of Green Party supporters are in favour of a selective model. This view is shared by 20 per cent (21 %) of Left Alliance supporters, eight per cent (4 %) of Finns Party supporters, six per cent of Coalition Party and SDP supporters (7 % and 8 % respectively) and one per cent (1 %) of Centre Party supporters.

Six per cent (6 % in 2022) of both men (5 %) and women (6 %) are in favour of transitioning to a professional army. Fourteen per cent (16 %) of under 25-year-olds support a professional army, and eight per cent (4 %) of 25 to 34-year-olds, six per cent (6 %) of 35 to 49-year-olds, and three per cent (3 %) of over 50-year-olds agree.

Of Left Alliance supporters, 24 per cent (22 % in 2022) are in favour of professional army, 11 per cent (4 %) of Green Party supporters, six per cent (4 %) of SDP supporters, four per cent (1 % and 4 %) of Coalition Party and Centre Party supporters and two per cent (3 %) of Finns Party supporters,

Four per cent (5 % in 2022) have no opinion, 6 per cent (6 %) of women and 2 per cent (3 %) of men. (Figures 36 and 37).

General conscription considered the best for Finland

In your view, should Finland's defence system be based on the current system of conscription for men and voluntary military service for women, general military service for both men and women, voluntary military service for both men and women, or a professional army?

The current system

Fifty-three per cent of the respondents (53 % in 2022) are in favour of the current system, 55 per cent (53 %) of women and 51 per cent (54 %) of men. Of those over 50 years, 62 per cent (65 %) are in favour of the current system. Fifty per cent (46 %) of 35 to 49-year-olds, 42 per cent (36 %) of under 25-year-olds, and 39 per cent of 25 to 34-year-olds (48 %) agree.

As to supporters of the Centre Party, 77 per cent (69 % in 2022) are in favour of the current system. Fifty-eight per cent (54 %) of SDP supporters, 54 per cent (60 %) of Finns Party supporters, 49 per cent (63 %) of Coalition Party supporters, 32 per cent (32 %) of Green Party supporters, and 28 per cent (24 %) of Left Alliance supporters agree.

General conscription for both men and women

Thirty per cent (31 % in 2022) of the respondents support general conscription for men and women alike, 34 per cent (35 %) of men and 26 per cent (26 %) of women. As to 25 to 34-year-olds, 35 per cent (33 %) support this model while 31 per cent of over 50-year-olds (26 %), thirty per cent of 35 to 49-year-olds (38 %), and 21 per cent of under 25-year-olds (33 %) agree.

Forty per cent (31 % in 2022) of the Coalition Party supporters are in favour of conscription for both men and women. This view is shared by 36 per cent (30 %) of Finns Party supporters, 35 per cent (42 %) of Green Party supporters, 29 per cent (35 %) of SDP supporters, 24 per cent (24 %) of Left Alliance supporters and 17 per cent of Centre Party supporters (26 %).

Voluntary military service for both men and women

Ten per cent (10 % in 2022) of the respondents support voluntary conscription for men and women alike, 11 per cent (7 %) of women and nine per cent (7 %) of men. Twenty-five per cent (23 % in 2022) of under 25-year-olds support the voluntary model while 15 per cent (13 %) of 25–34-year-olds, 11 per cent (9 %) of 35–49-year-olds and four per cent (5 %) of over 50-year-olds agree.

Thirty-four per cent (37 % in 2022) of Left Alliance supporters are in favour of a voluntary system. This view is shared by 25 per cent (17 %) of Green Party supporters, seven per cent (8 %) of SDP supporters, 5 per cent (7 %) of Finns Party supporters, three per cent (5 %) of Coalition Party supporters and 2 per cent (3 %) of Centre Party supporters.

Professional army

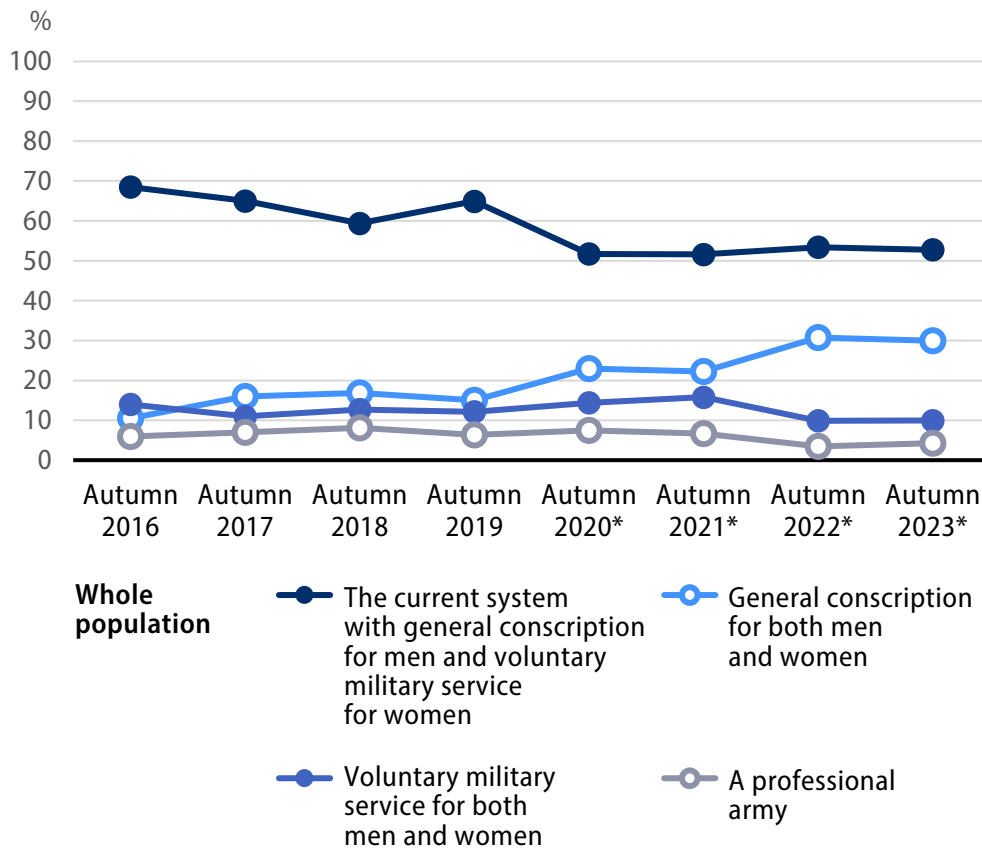
Four per cent (3 % in 2022) of the respondents support a professional army, 5 per cent (3 %) of men and 4 per cent (4 %) of women.

Six per cent of under 25-year-olds and 25 to 34-year-olds (5 % and 4 % respectively) support a professional army. Five per cent (4 %) of 35 to 49-year-olds and three per cent (2 %) of over 50-year-olds agree.

Of Left Alliance supporters, 14 per cent (12 % in 2022) are in favour of professional army while five per cent (3 %) of Green Party supporters, four per cent of Coalition Party, Finns Party and SDP supporters (1 %, 2 % and 3 % respectively) and one per cent (3 %) of Centre Party supporters agree. (Figure 38)

Figure 38 A. Finland's defence system 2016–2023

"In your view, should Finland's defence system be based on..."



*) The survey method was combination of face-to-face interviews and internet panel

Citizens' service for all is welcomed

The ABDI has asked eight times about the attitude towards citizens' service for both men and women, which could be performed either as military or non-military service.

Sixty-one per cent hold a positive view on citizens' service (59 % in 2022), 61 (60 %) of men and 60 % (58 %) of women. Sixty-seven per cent (75 %) of under 25-year-olds share this view, as do 63 per cent (57 %) of 25 to 34-year-olds, 57 per cent (59 %) of 35 to 49-year-olds, and 60 per cent (54 %) of over 50-year-olds.

Seventy-one per cent (60 % in 2022) of Left Alliance supporters hold a positive view on citizens' service, as do sixty-five per cent (75 %) of Green Party supporters, 61 per cent (62 %) of Coalition Party supporters, 60 per cent (62 %) of SDP supporters, 59 per cent (52 %) of Centre Party supporters, and 58 per cent (53 %) of Finns Party supporters.

Twenty-three per cent (25 % in 2022) have a negative opinion, 23 per cent (24 %) of men and 22 per cent (25 %) of women. Twenty-five per cent (27 %) of over 50-year-olds, 24 per cent (21 %) of 35–49-year-olds, 19 per cent (19 %) of under 25-year-olds and 17 % (28 %) of 25–34-year-olds hold a negative opinion.

Twenty-seven per cent (29 %) of Finns Party supporters answer in the negative, as do 26 per cent (16 %) of SDP supporters, 22 per cent (28 %) of Centre Party supporters, 21 per cent (27 %) of Left Alliance supporters, 19 per cent (27 %) of Coalition Party supporters, and 11 per cent (14 %) of Green Party supporters.

Seventeen percent (17 % in 2022) have no opinion, 18 per cent (17 %) of women and 15 per cent (16 %) of men. (Figure 39)

Assistance to Ukraine supported – majority want more sanctions against Russia

This is the second time the ABDI asked about assisting Ukraine.

Due to Russia's war of aggression, the European Union and its Member States, including Finland, have assisted Ukraine financially and militarily and have imposed sanctions on Russia.

Do you think that Finland and the European Union should continue to help Ukraine

- A) Financially
- B) With armed assistance
- C) By imposing sanctions

At the current level, more than at present, less than at present

Economic support

The European Union and Finland should provide economic support to Ukraine at the current level; this view is shared by more than half, 58 % (52 % in 2022), 62 per cent (62 %) of women and 53 % (42 %) of men share this view.

Less than one-third or 29 per cent would provide more economic support (38 % in 2022), 37 per cent (49 %) of men and 22 per cent (26 %) of women.

Nine per cent (7 % in 2022) are in favour of less economic support to Ukraine.

Armed assistance

Armed assistance to Ukraine should be provided at the current level. This view is shared by half or 52 per cent (42 % in 2022), 59 per cent (53 %) of women and 45 per cent (30 %) of men.

More than one third or 36 per cent (46 % in 2022), 45 per cent (60 %) of men and 26 per cent (31 %) of women are in favour of increasing armed assistance to Ukraine.

Eight per cent (7 % in 2022) of both men and women (5 % and 8 % respectively) support reduced armed assistance to Ukraine.

Sanctions

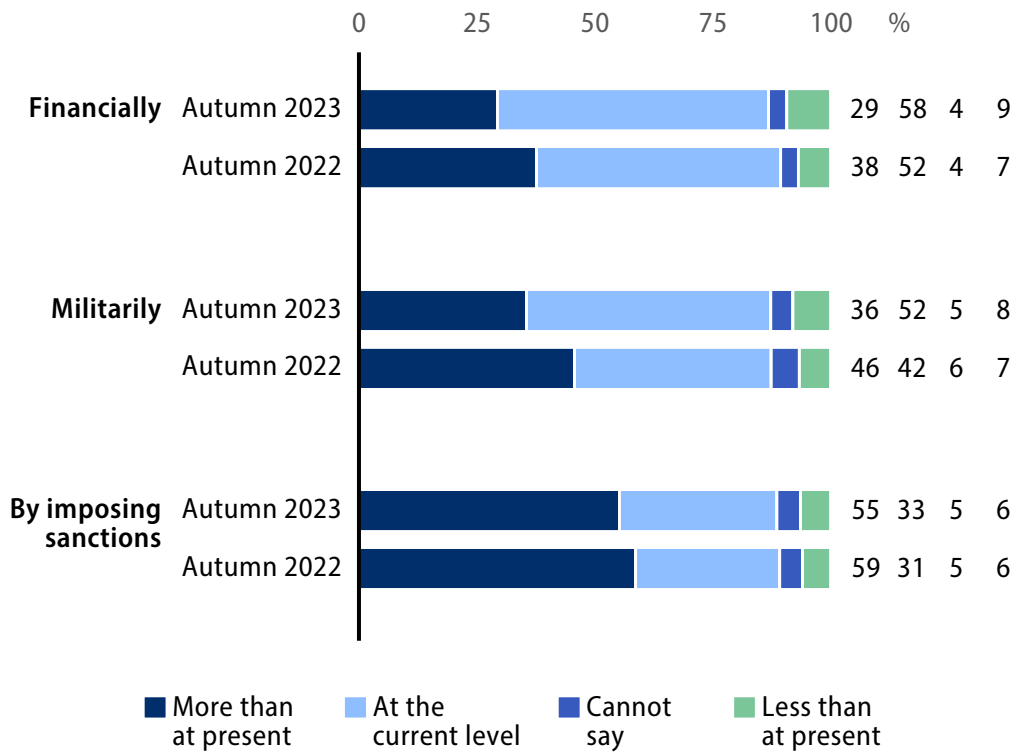
More than half or 55 per cent (59 % in 2022), 57 per cent (66 %) of men and 53 per cent (52 %) of women would like to see more sanctions imposed by the European Union.

Thirty-three percent (31 % in 2022) are in favour of keeping the sanctions at the current level, 36 per cent (38 %) of women and 31 per cent (24 %) of men.

Six per cent (6 % in 2022) are in favour of reducing sanctions, eight per cent (8 %) of men and 5 per cent (4 %) of women. (Figures 40, 41 and 42).

Figure 40A. Assisting Ukraine 2022–2023

"Because of the war started by Russia, the European Union and its Member States, including Finland, have helped Ukraine both economically and militarily and by imposing sanctions on Russia. In your opinion, should Finland and the European Union continue to help Ukraine?"



*) The survey method was combination of face-to-face interviews and internet panel

Development in Russia and Russia's war of aggression in Ukraine the main concerns

In this question, there are 22 different phenomena and factors that will be assessed, based on how they cause concern in the future. A new factor in this survey is: Social confrontation.

Results by factors of very or fairly high concern:

- Development in Russia, 90 per cent (85 % in 2022)
- Russia's war of aggression in Ukraine, 88 per cent (84 % in 2022)
- The world's refugee situation, 84 per cent (75 % in 2022)
- Price increase, i.e. inflation, 82 per cent (82 % in 2022)
- International crime, 82 per cent (66 % in 2022)
- Security situation in the Baltic Sea area, 81 per cent (70 % in 2022)
- Availability of energy, 80 per cent (85 % in 2022)
- Proliferation of weapons of mass destruction, 79 per cent (71 % in 2022)
- Political extremism, 78 per cent (69 % in 2022)
- International terrorism, 78 per cent (63 % in 2022)
- Cyber threats against information networks, 78 per cent (69 %) in 2022)
- Threat of war, 73 per cent (66 % in 2022)
- Information influence activities targeting Finland, 71 per cent (58 % in 2022)*
- Dismantling of arms control agreements, 70 per cent (60 % in 2022)
- Climate change, 69 per cent (66 % in 2022)
- Social confrontation, 69 per cent, new item 2023
- Situation in the Middle East, 69 per cent (47 % in 2022)
- Contagious diseases, epidemics, 68 per cent (59 % in 2022).
- Development in the United States, 64 per cent (53 %)
- Social inequality in Finland, 63 per cent (65 % in 2022)
- Racism, 61 per cent (58 % in 2022)
- Situation in Afghanistan, 47 per cent (40 %)

(Figures 43–48)

*systematic disinformation targeting Finland in 2022, state sponsored fake news targeting Finland in 2018–2021

Preparedness for an armed attack is good, critical infrastructure protection is seen as weaker

This question has been asked since 2007. Most of the threat scenarios have been included since the beginning whereas hybrid threats were added in 2021 (combining different means), and this autumn a further item was added: Protection of critical infrastructure (e.g. data cables, gas pipelines). This year, too, it is considered that Finland is best prepared for repelling an armed attack while protecting critical infrastructure is the weakest point.

Results according to how well prepared Finland is seen:

- Armed attack, well prepared for 86 % (86 % in 2022), poorly prepared for 8 % (7 %)
- Major accidents, well 80 % (82 % in 2022), poorly 11 % (9 %)
- Various infectious diseases, epidemics, well 75 % (78 % in 2022), poorly 21 % (20 %)
- Various environmental threats (floods, oil spills, transport of hazardous substances), well 72 % (74 % in 2022), poorly 15 % (15 %)
- Availability of energy, well 70 % (53 % in 2022), poorly 25 % (43 %)
- Climate change, well 59 % (62 % in 2022), poorly 31 % (31 %)
- Terrorism, well 57 % (62 % in 2022), poorly 34 % (28 %)
- Cyber attacks against information networks, well 57 % (61 % in 2022), poorly 31 % (29 %)
- Foreign political pressure, well 55 % (53 % in 2022), poorly 32 % (34 %)
- Hybrid threats (combining different means), well 54 % (55 % in 2022), poorly 33 % (27 %)
- International crime, well 43 % (51 % in 2022), poorly 49 % (40 %)
- Economic pressure from abroad, well 49 % (44 % in 2022), poorly 41 % (43 %)
- Economic crisis, well 40 % (36 % in 2022), poorly 53 % (54 %)
- Protection of critical infrastructure (e.g. data cables, gas pipelines), well 36 %, poorly 49 %, new item

(Figures 49–53)

Research branch of the ABDI

Chair:	Riku Keski-Rauska, PhD, Chief of Archives
Vice-Chair:	Timo Perälä, Senior Inspector
Members:	Juha Hänninen, Member of Parliament Joonas Immonen, journalist Saara Jantunen-Paju, Senior Specialist, Doctor of Military Sciences Johanna Kelhu, Political Specialist, MPoSc Tuomas Liukko, Director of Public Relations, Lieutenant Colonel Hannu Peurasaari, Special Adviser to Minister Ida-Susanna Pöllänen, Specialist Kari Salmi, Brigadier General Iiro Silvander, Committee Specialist Reija Taupila, Head of Production Markus Teir, Counsellor Marikaisa Tiilikainen, Ministerial Adviser Pekka Tuuri, Organisation Manager
Branch-specific experts:	Katri Pynnöniemi, Associate Professor, DSocSc Miina Kaarkoski, Postdoctoral Researcher

Chairpersons

Jarno Limnell, Chair, Member of Parliament, Doctor of Military Sciences
Marika Sorja, Vice Chair, Parliamentary Assistant
Tuula Väätäinen, Vice-Chair, Member of Parliament

The ABDI Secretariat and Office

Heli Santala, Secretary General, MSocSc
Markus Kinkku, General Secretary, MPoSc

Enclosed graphs

Figure 1. Finland's membership in NATO. "What is your view of Finland's membership in NATO?"

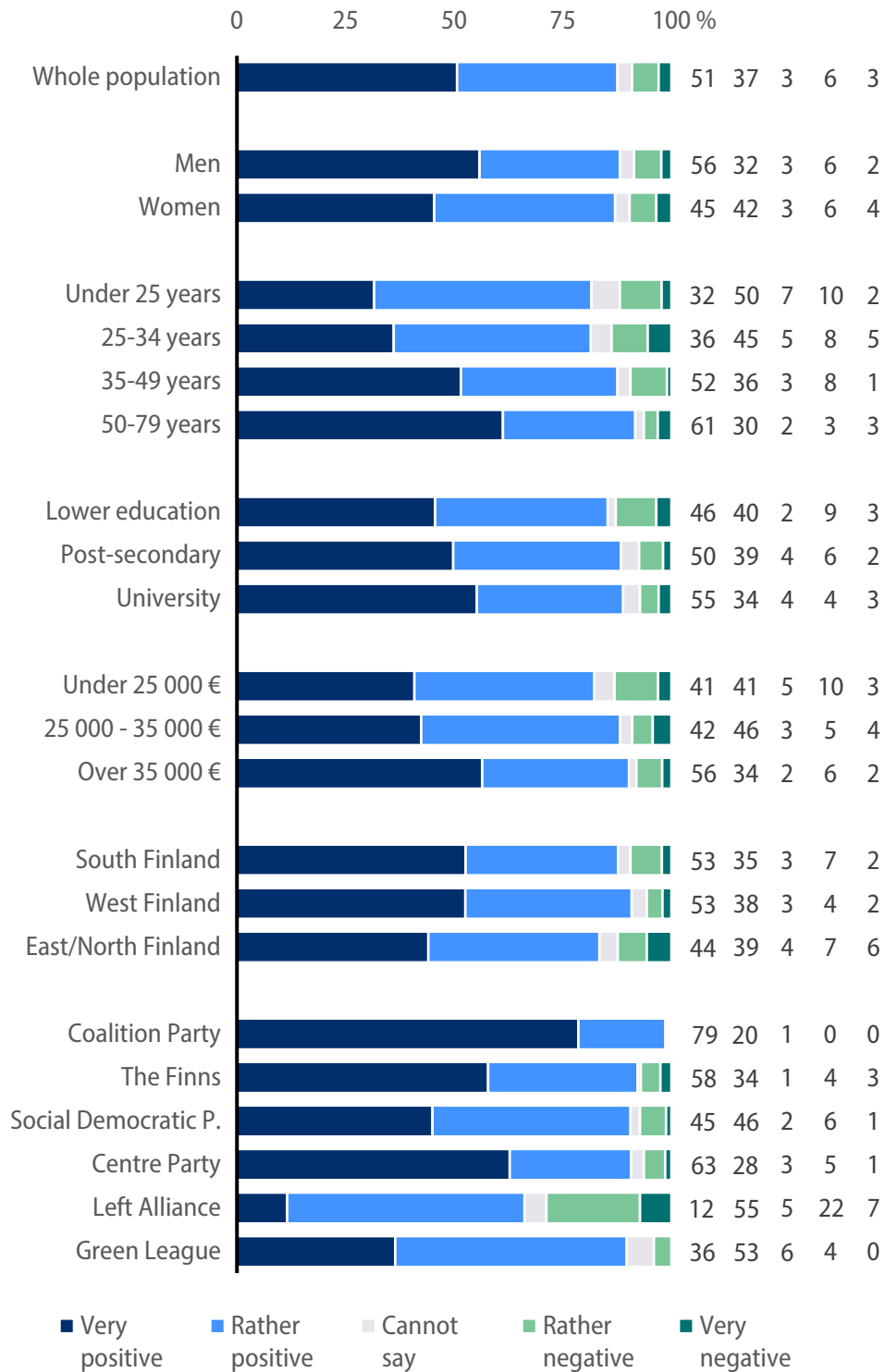


Figure 2. Other NATO countries must be prepared to defend Finland should Finland fall victim to armed aggression. "What do you think of the following statements?"

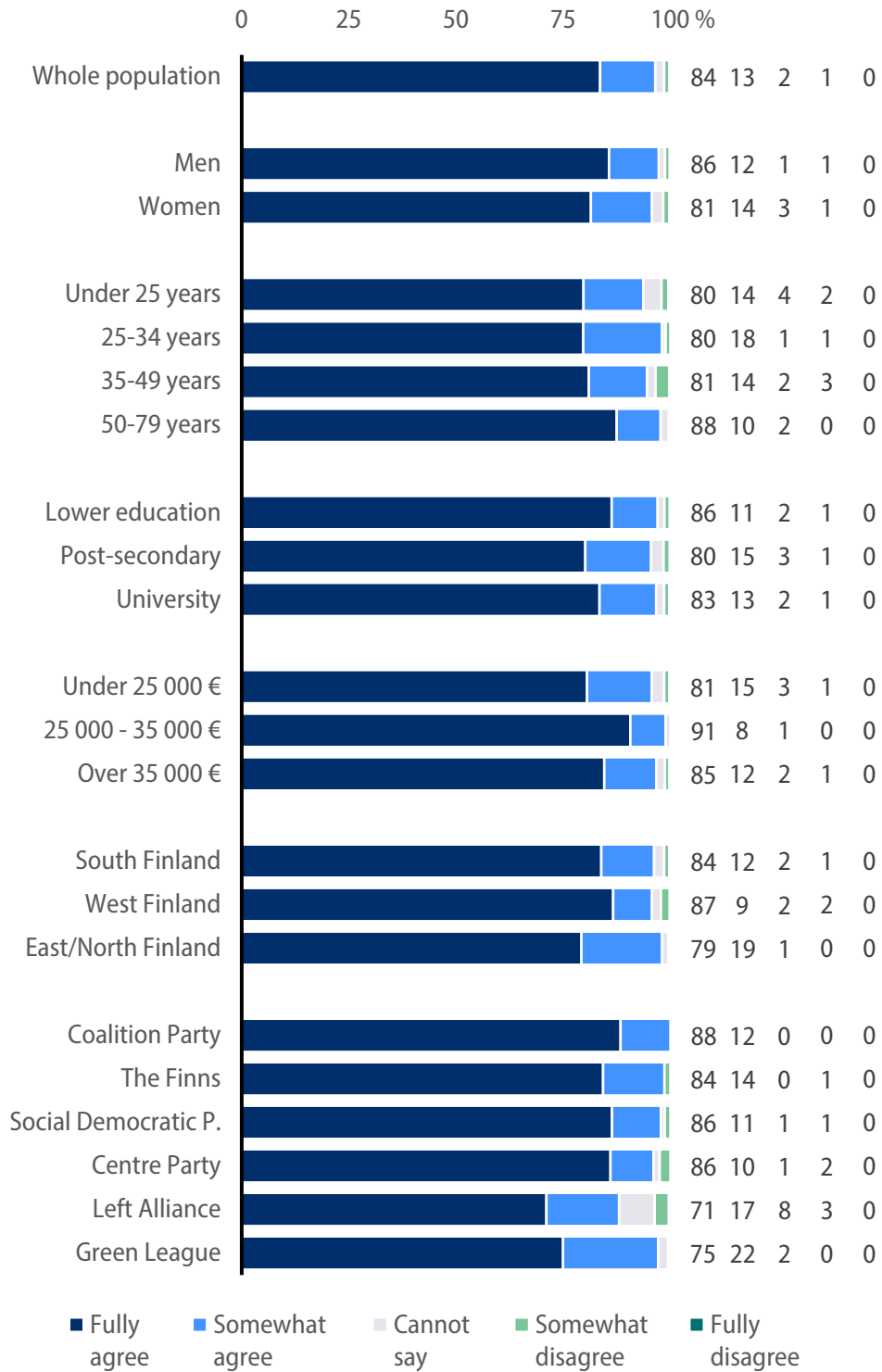


Figure 3. Finland must be prepared to defend another NATO country should it fall victim to armed aggression. "What do you think of the following statements?"

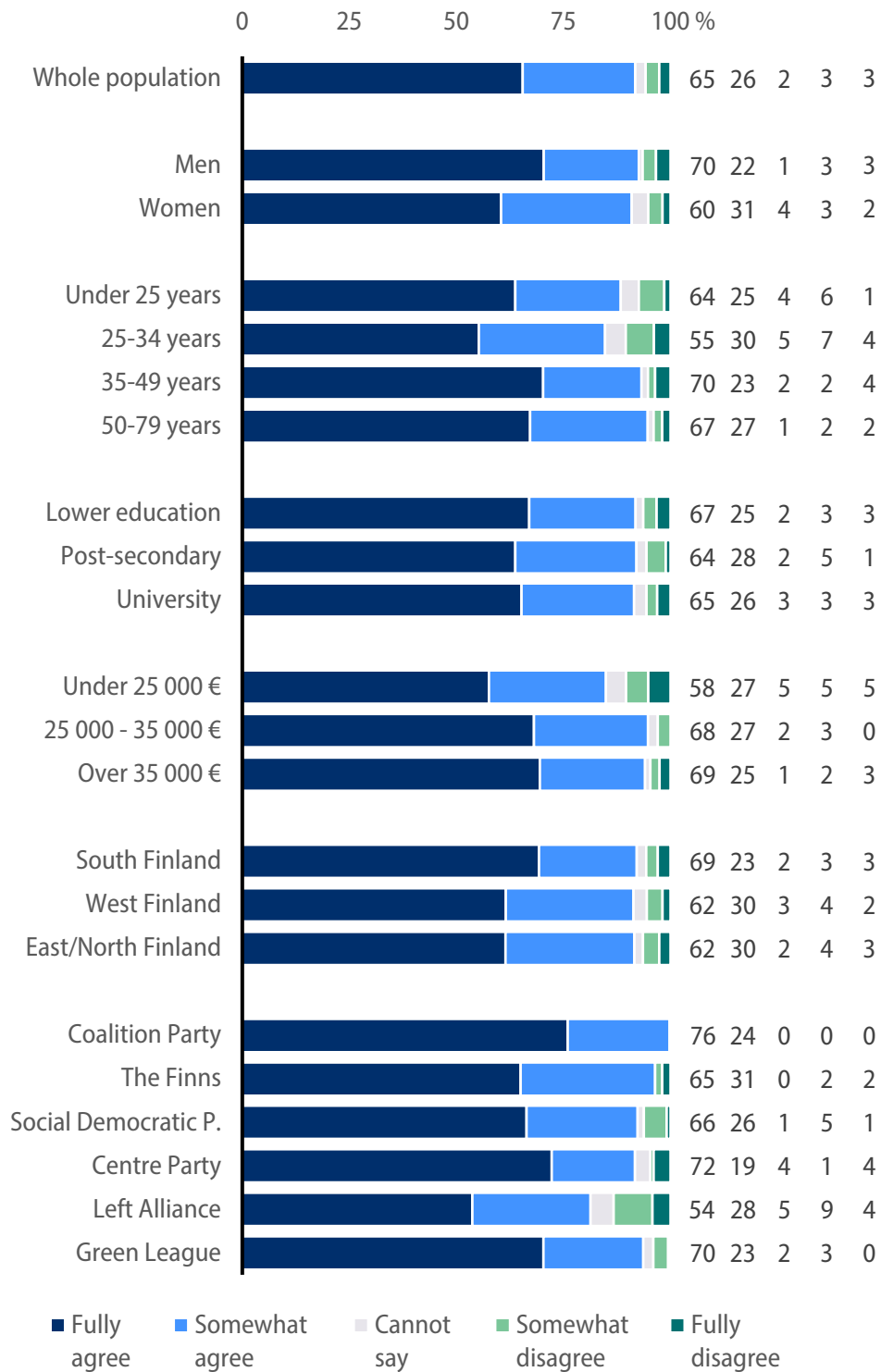


Figure 4. The impact of various factors on Finland's security. "How do you assess the impact of the following factors on Finland's security?"

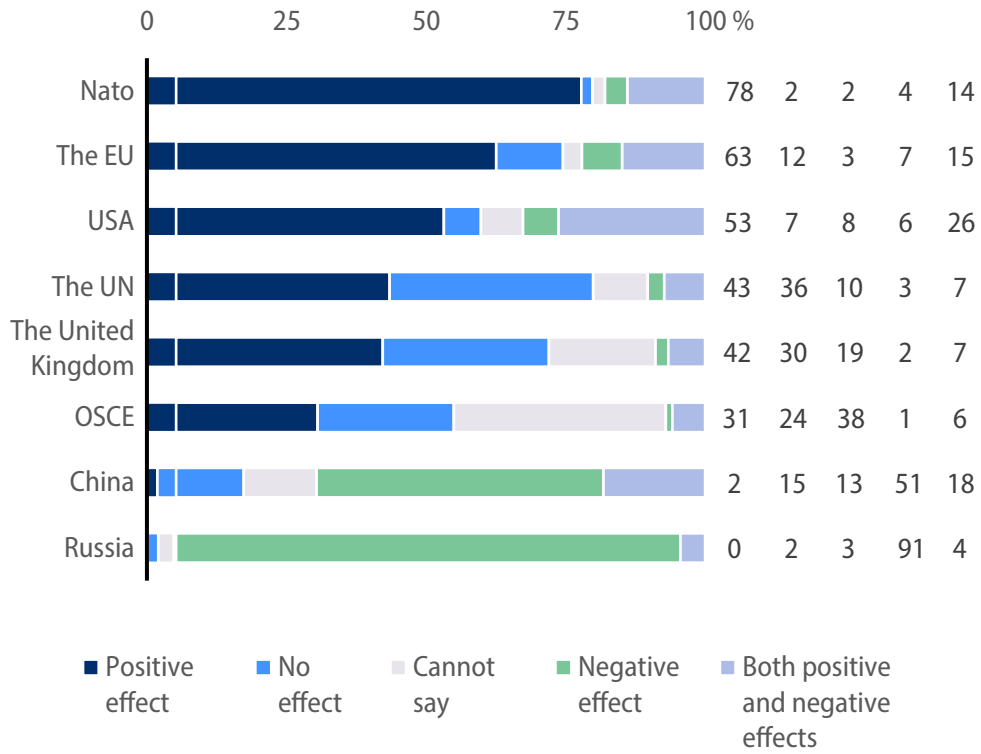
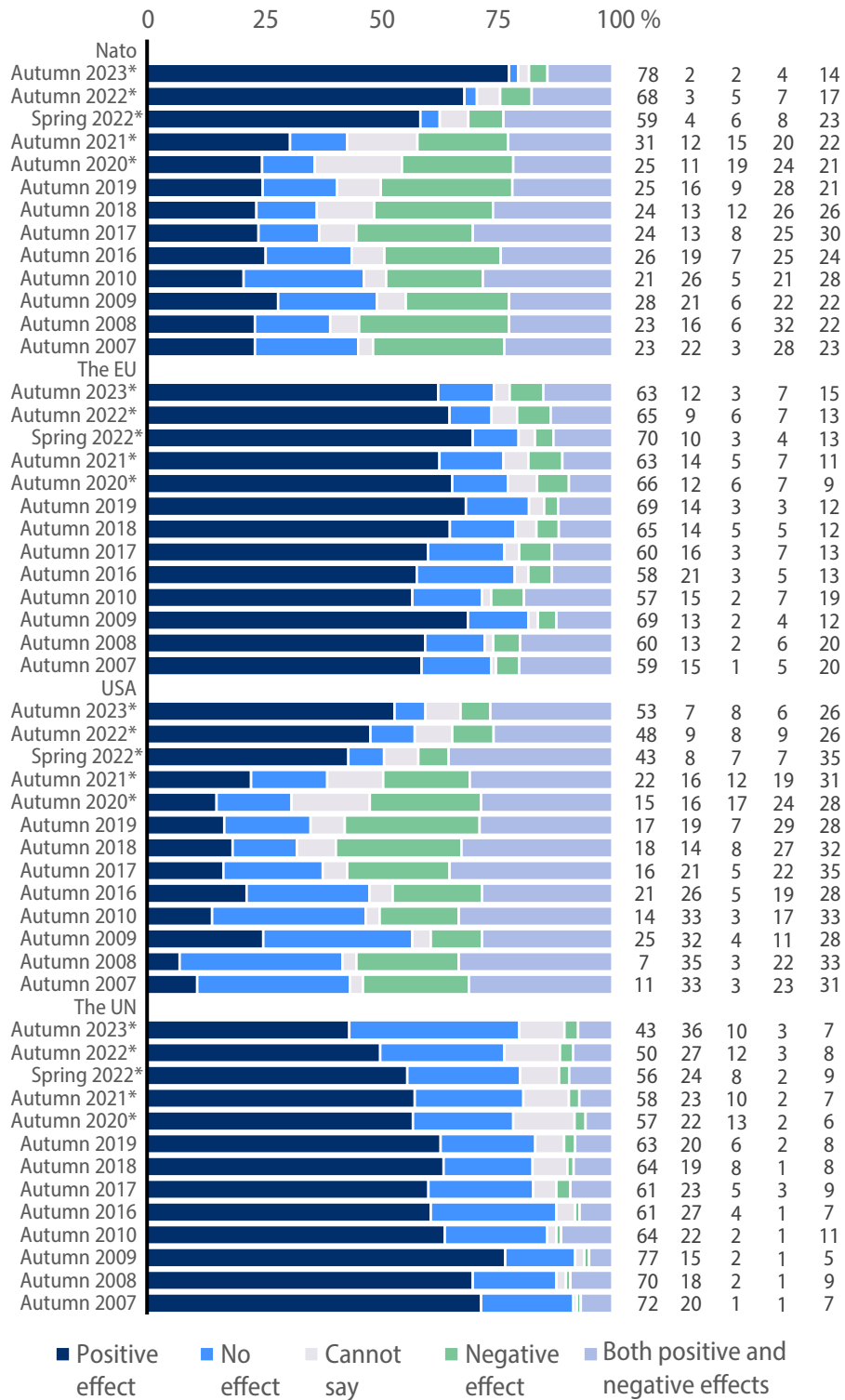
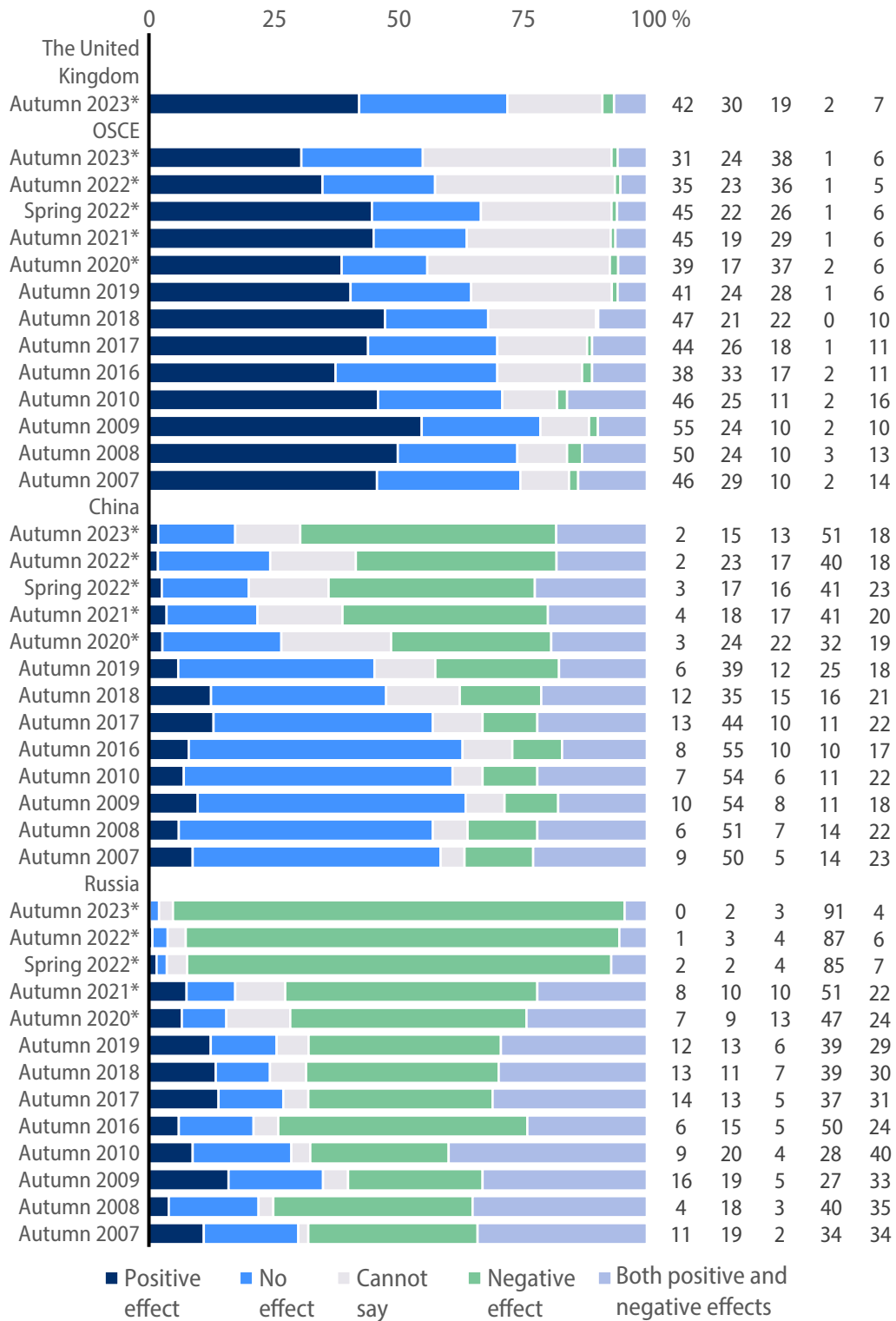


Figure 5. The impact of various factors on Finland's security (I). "How do you assess the impact of the following factors on Finland's security?"



*) The survey method was combination of face-to-face interviews and internet panel

Figure 6. The impact of various factors on Finland's security (II). "How do you assess the impact of the following factors on Finland's security?"



*) The survey method was combination of face-to-face interviews and internet panel

Figure 7. The conduct of Finnish foreign policy. "In your opinion, how well or how poorly has Finnish foreign policy been conducted in recent years?"

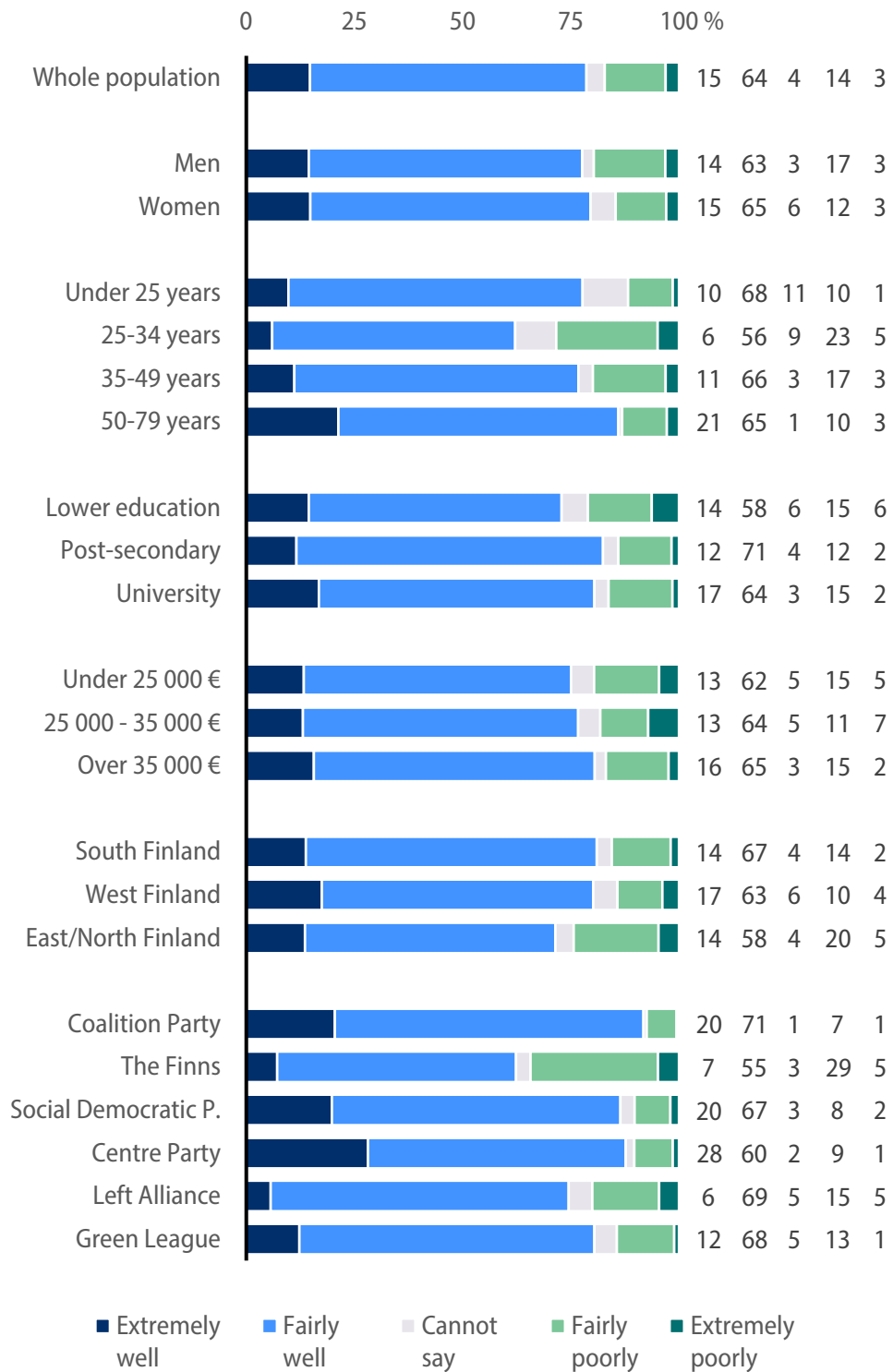
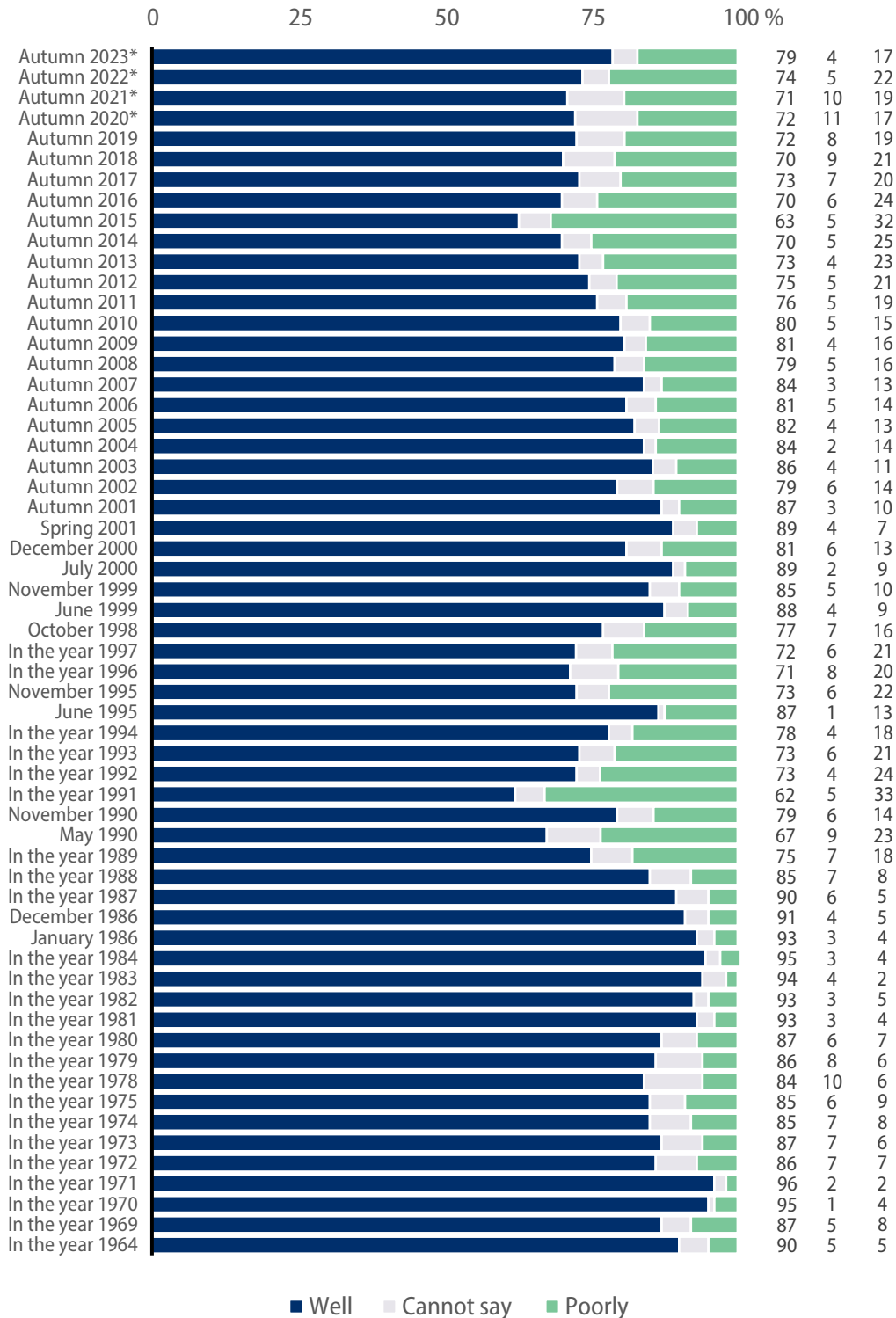


Figure 8. The conduct of Finnish foreign policy. "In your opinion, how well or how poorly has Finnish foreign policy been conducted in recent years?"



*) The survey method was combination of face-to-face interviews and internet panel

Figure 9. The military situation in Finland's near environs. "What is your estimate of the military situation in Finland's near environs during the next decade?"

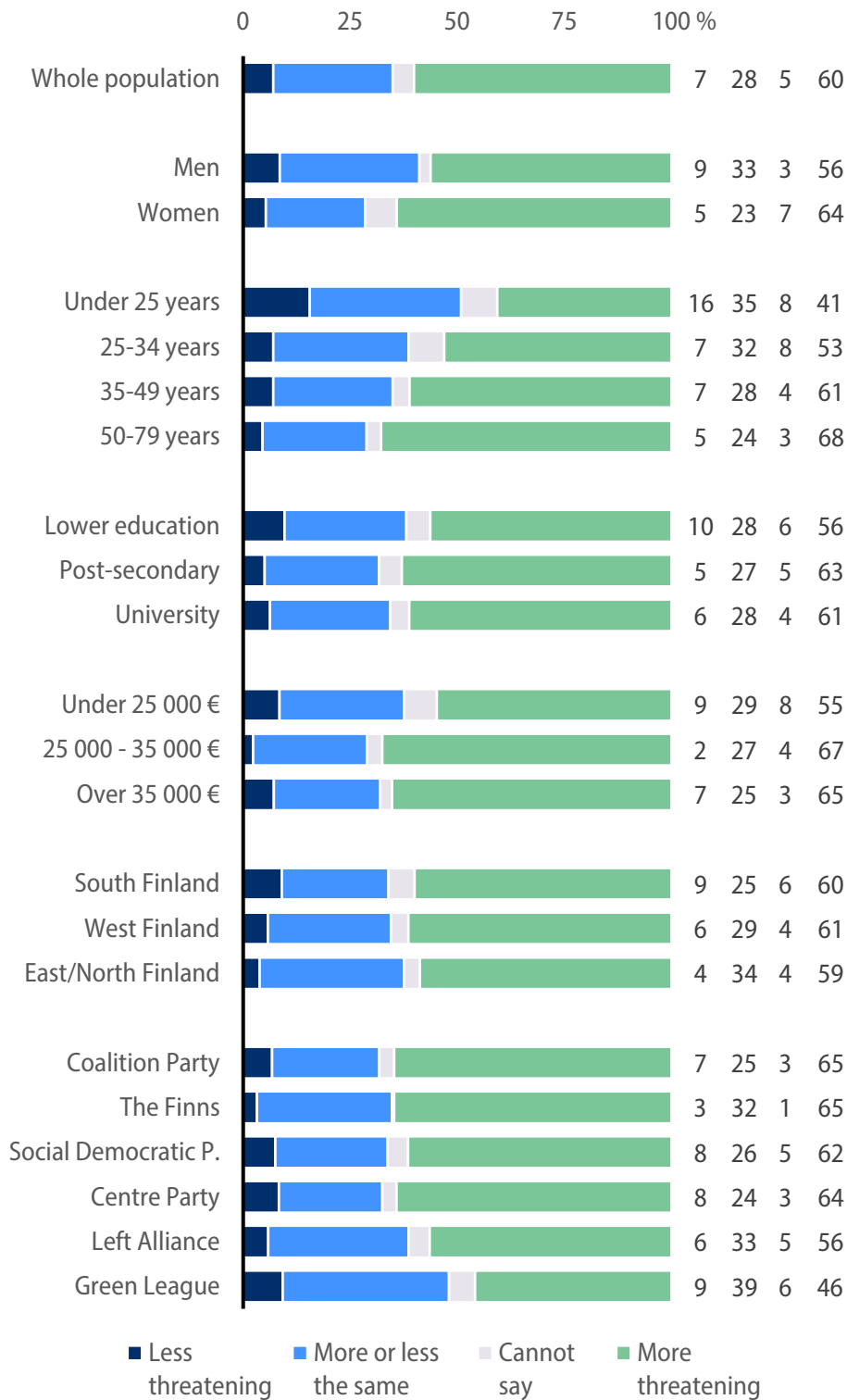
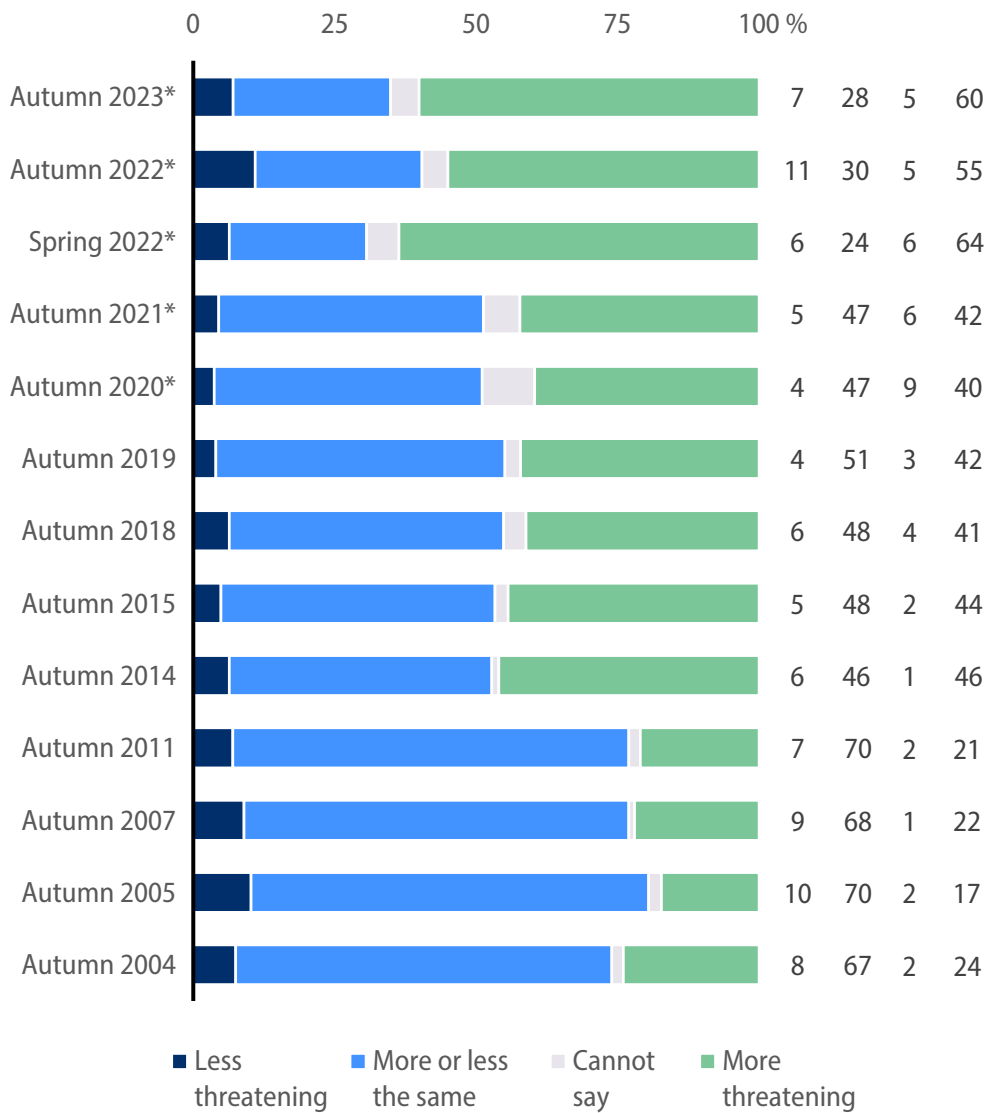


Figure 10. The military situation in Finland's near environs. "What is your estimate of the military situation in Finland's near environs during the next decade?"



*) The survey method was combination of face-to-face interviews and internet panel

Figure 11. A more secure or more insecure future. "Considering the present world situation as a whole, do you believe that during the next five years Finland and Finns will live in a safer or in a less safe world compared to the present?"

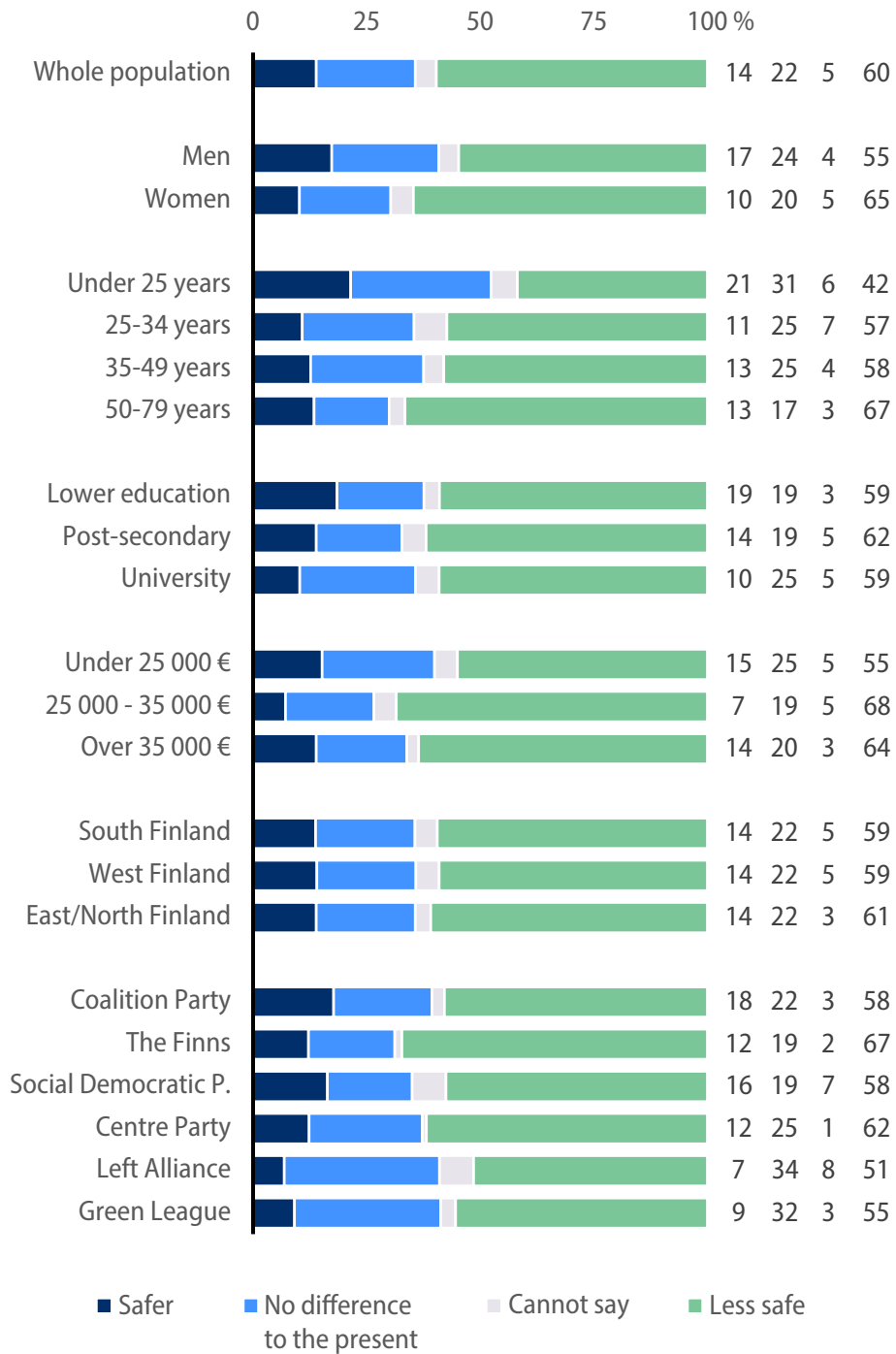
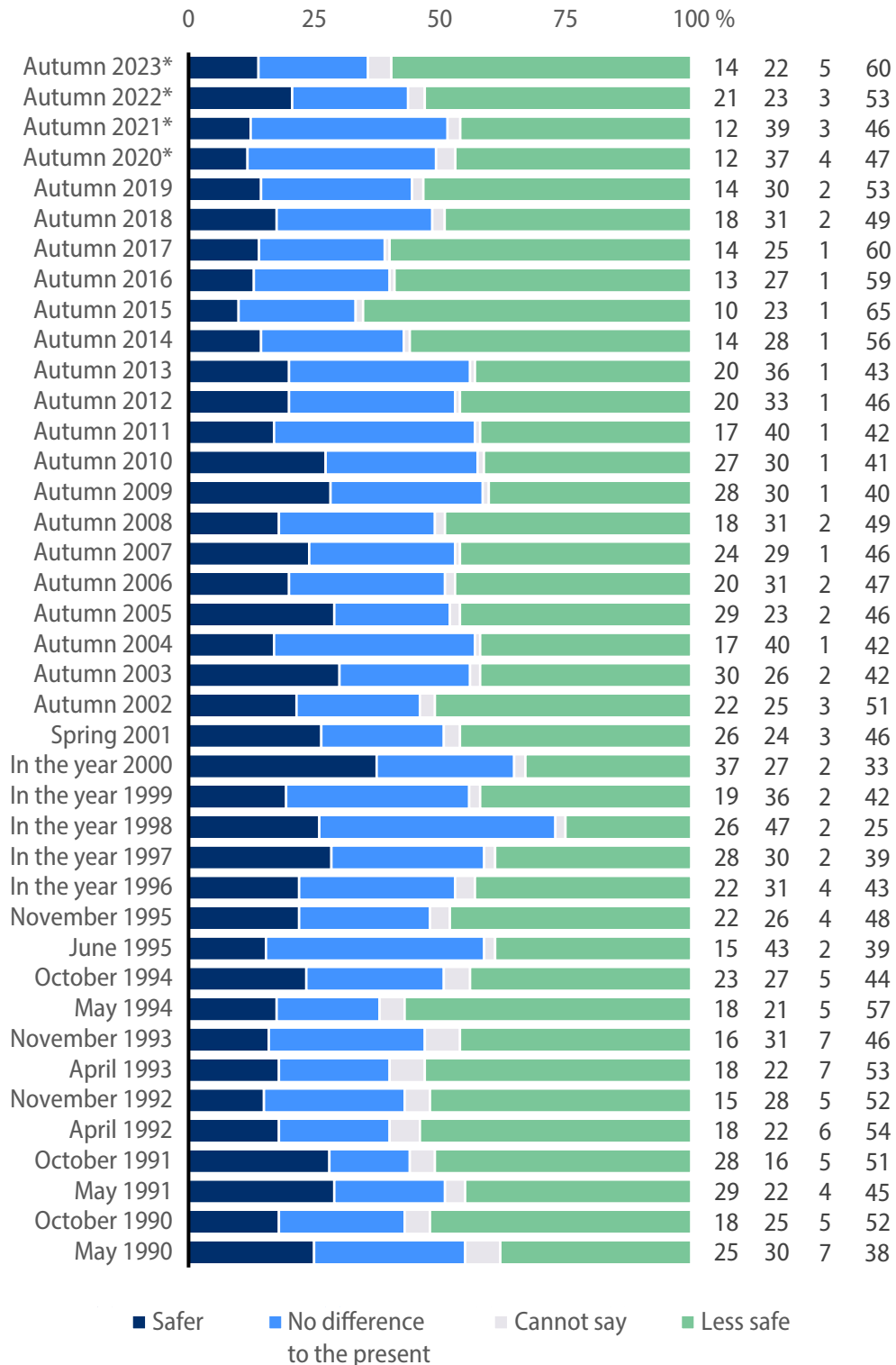
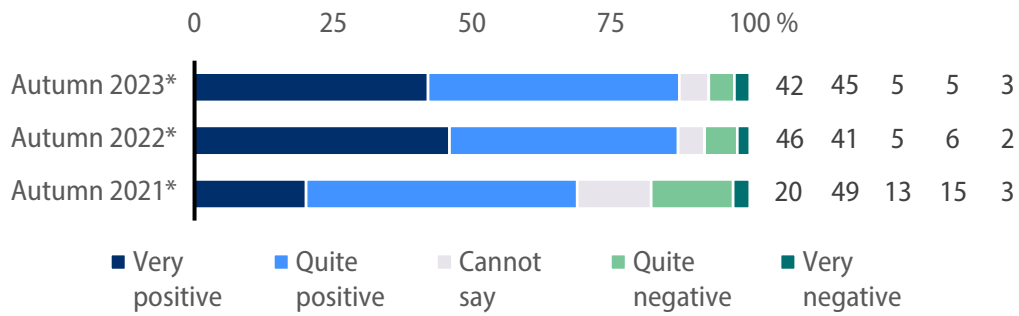


Figure 12. A more secure or more insecure future. "Considering the present world situation as a whole, do you believe that during the next five years Finland and Finns will live in a safer or in a less safe world compared to the present?"



*) The survey method was combination of face-to-face interviews and internet panel

Figure 13. Cooperation between the European Union and NATO. "What is your view on the cooperation between the European Union and NATO to increase European security?"



*) The survey method was combination of face-to-face interviews and internet panel

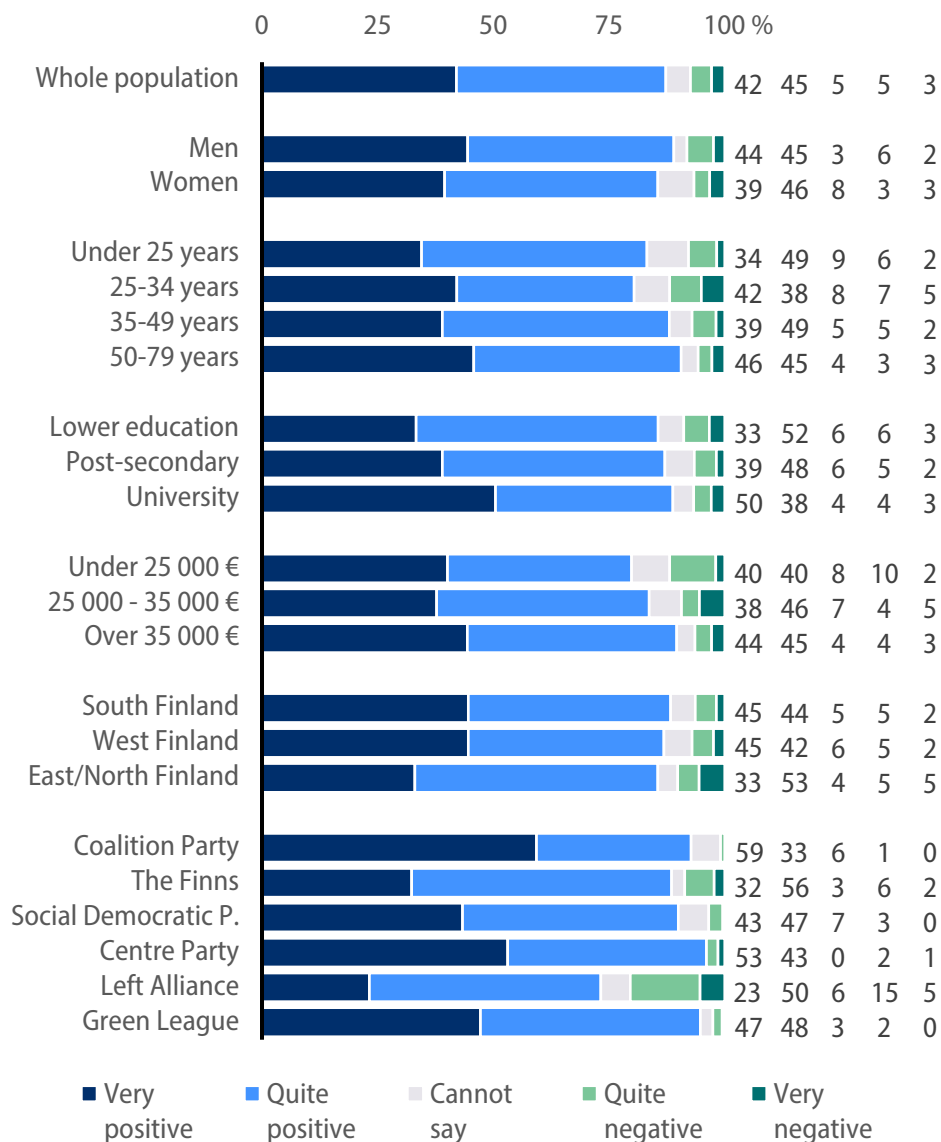
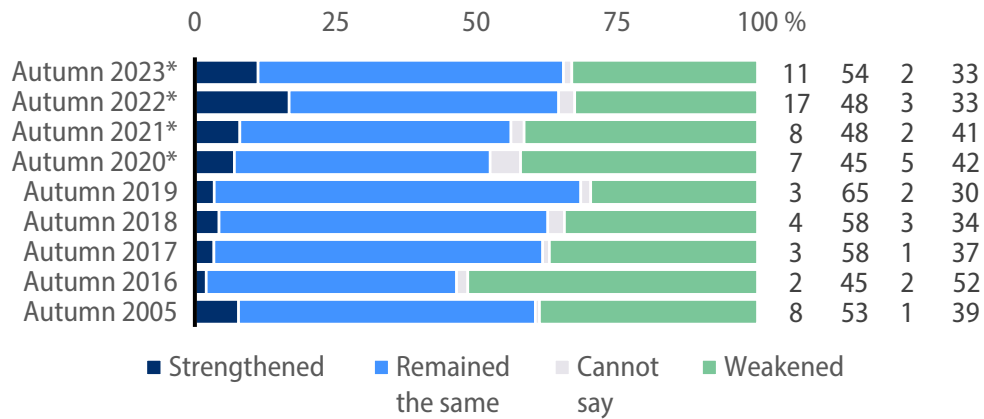


Figure 14. Confidence in the future of the European Union. "What kind of confidence do you have in the future of the European Union? In the last two years, has your confidence been strengthened, weakened or has it remained the same?"



*) The survey method was combination of face-to-face interviews and internet panel

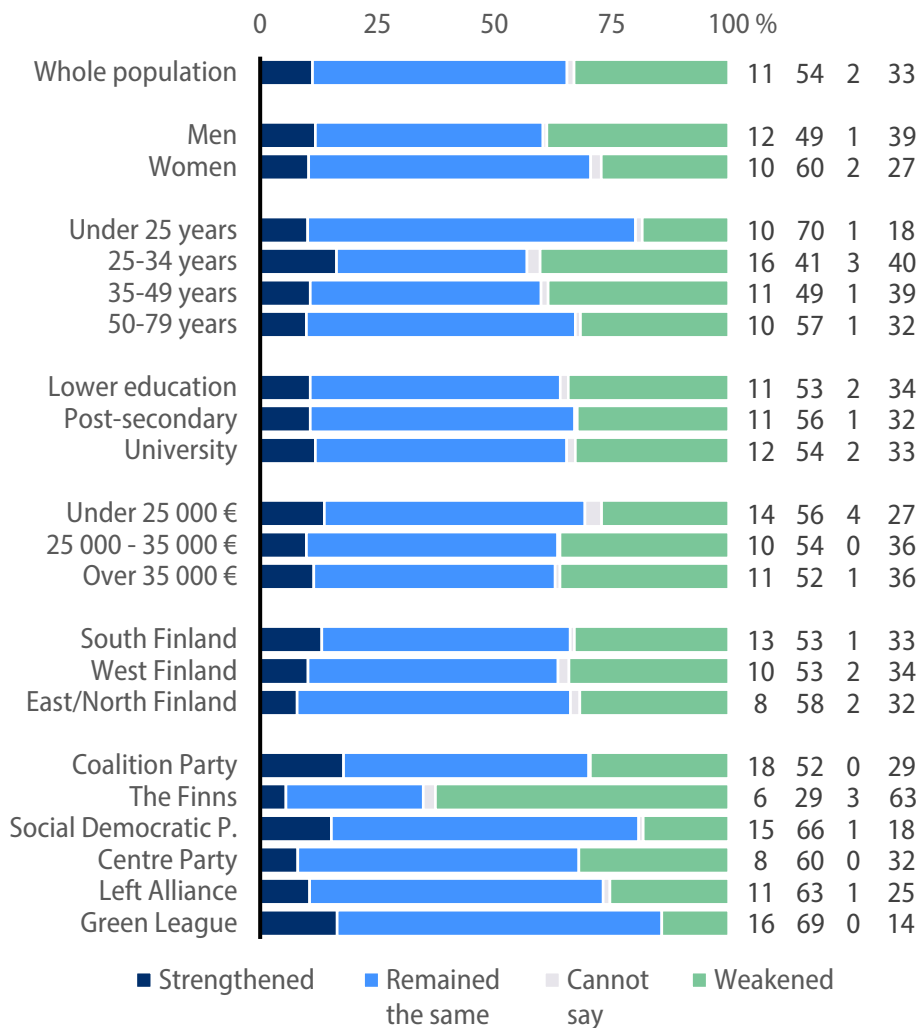


Figure 15. Factors affecting security. "How do you assess the following phenomena and factors? How do they affect the security of Finland and Finns?"

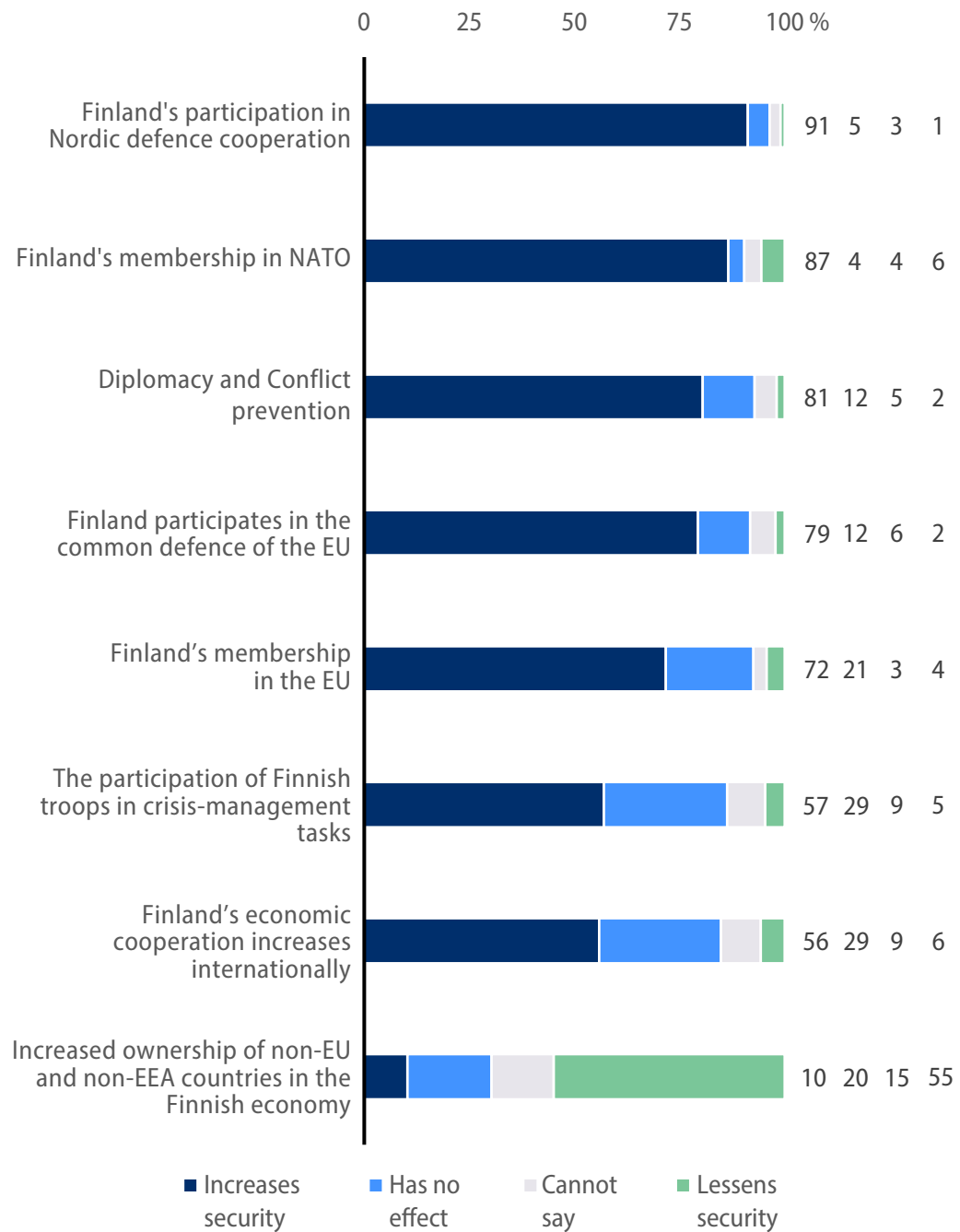
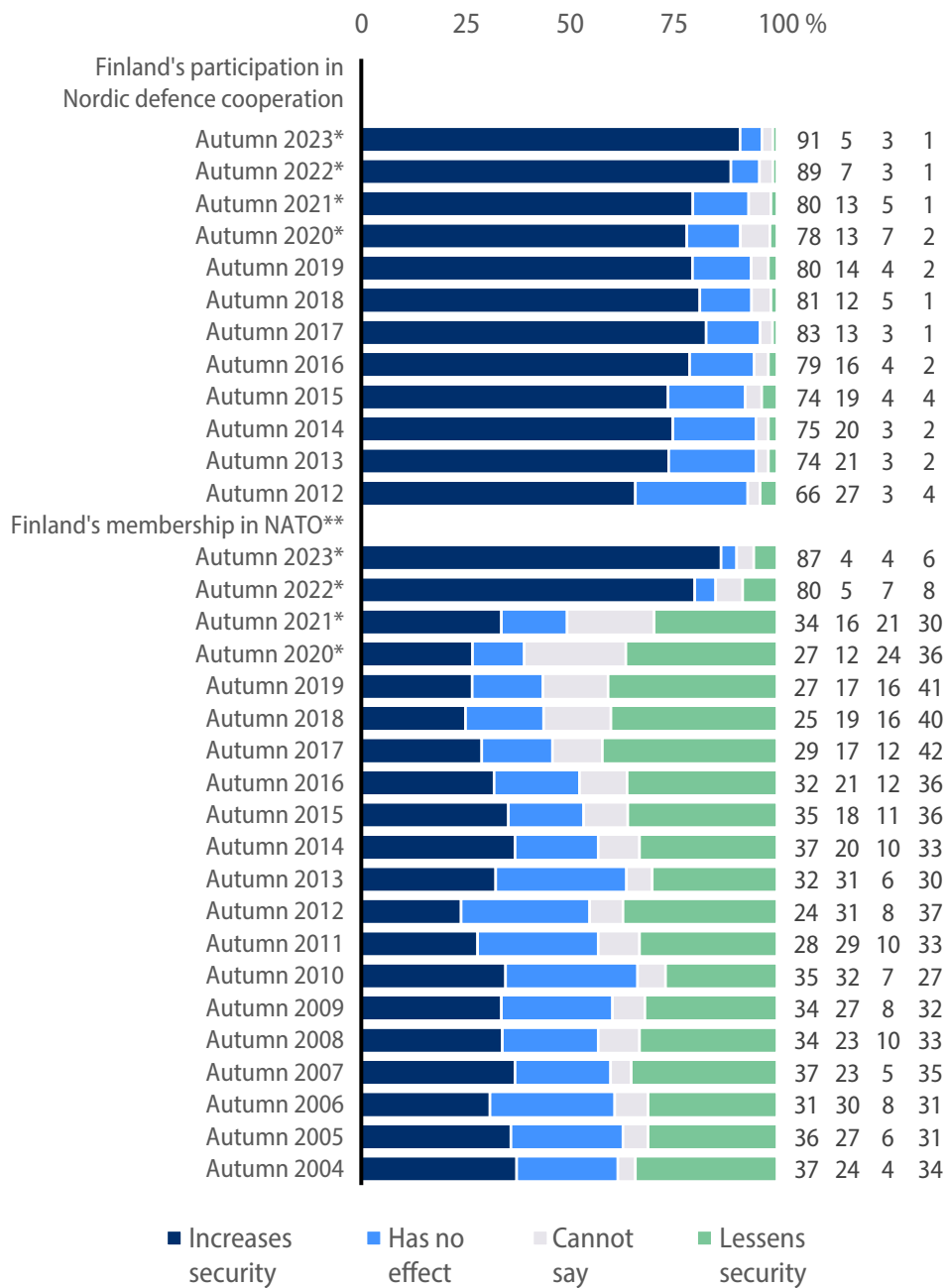


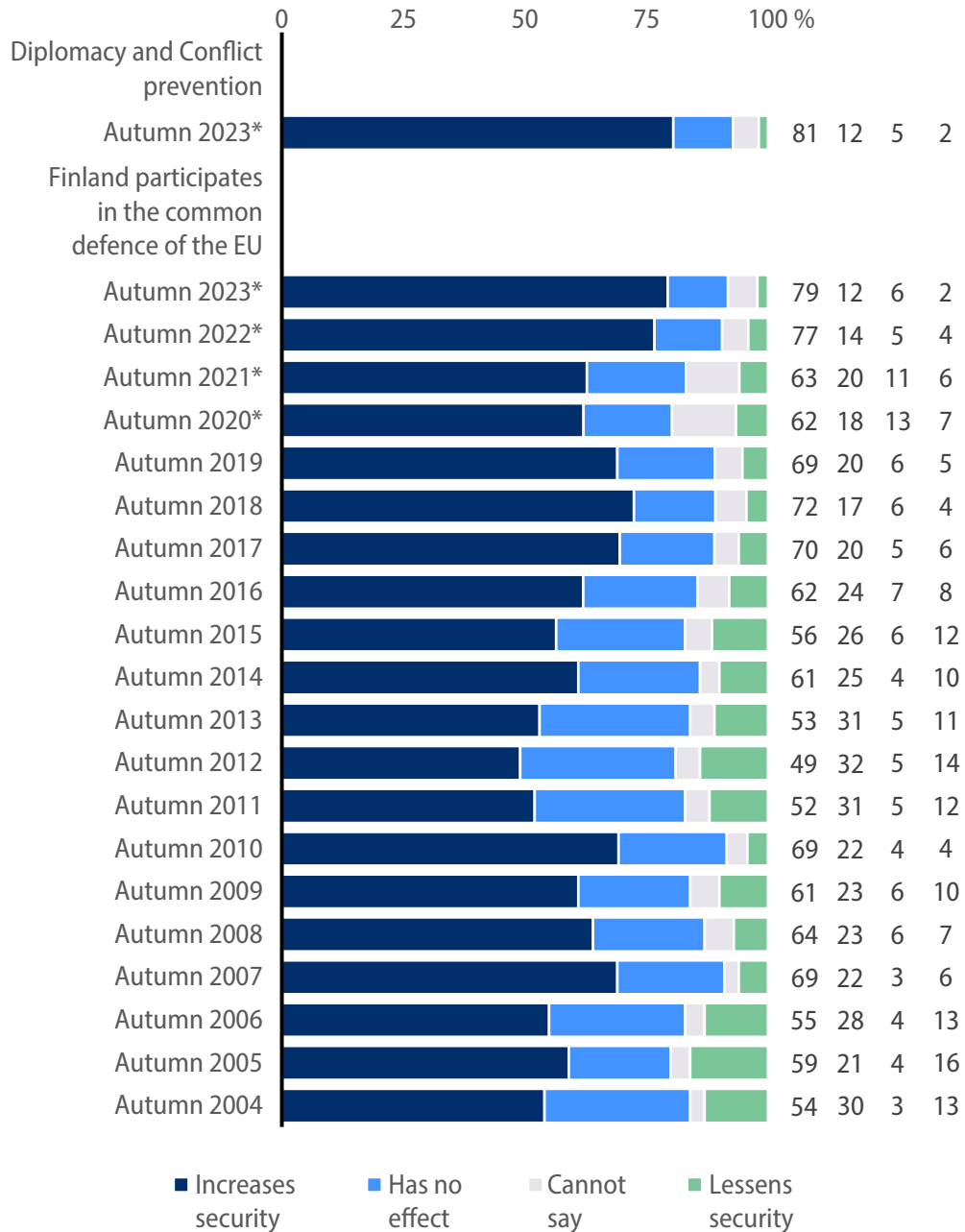
Figure 16. Factors affecting security (I). "How do you assess the following phenomena and factors? How do they affect the security of Finland and Finns?"



*) The survey method was combination of face-to-face interviews and internet panel

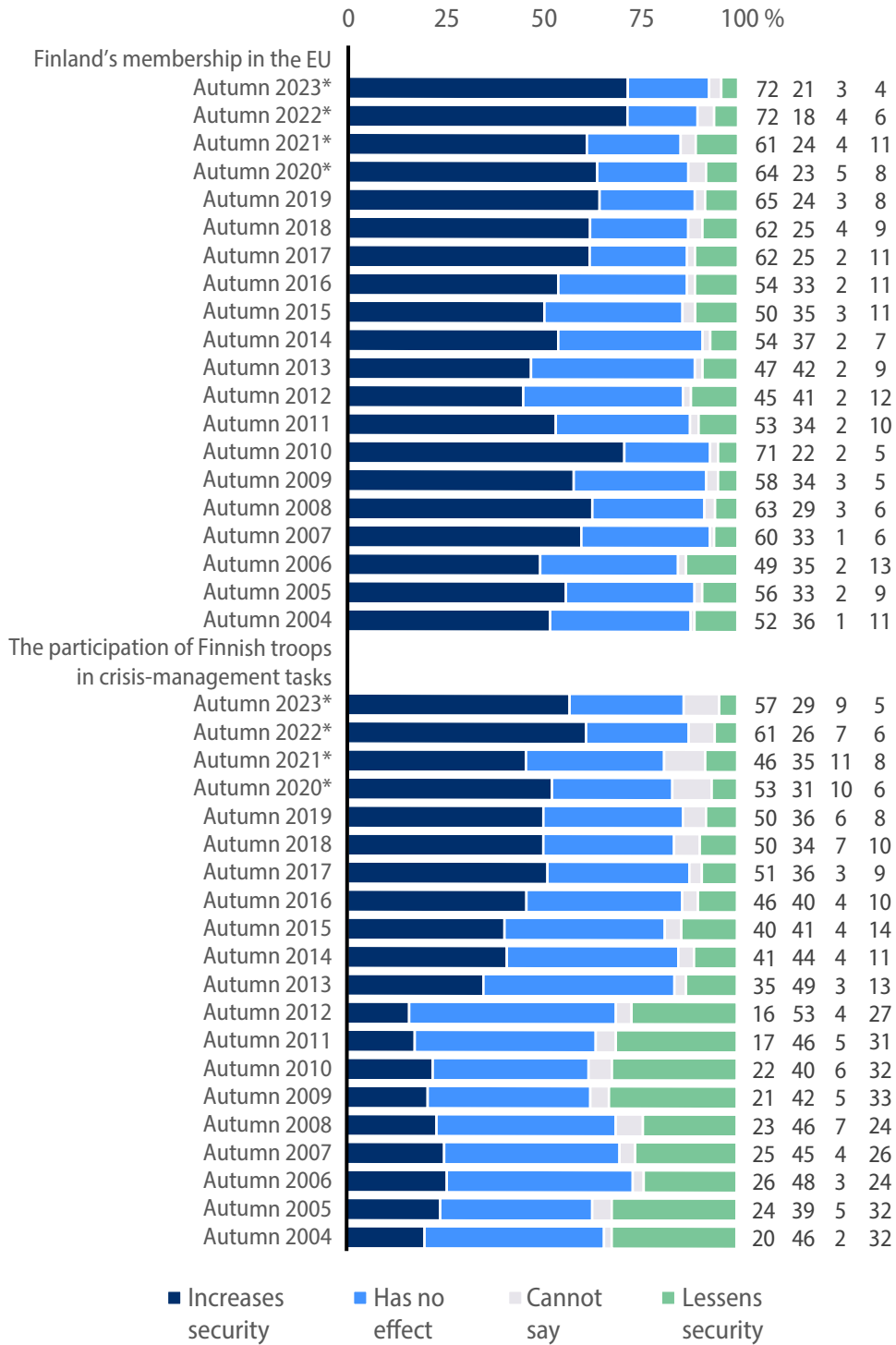
***) 2004-2021 Finland's possible membership in Nato

Figure 17. Factors affecting security (II). "How do you assess the following phenomena and factors? How do they affect the security of Finland and Finns?"



*) The survey method was combination of face-to-face interviews and internet panel

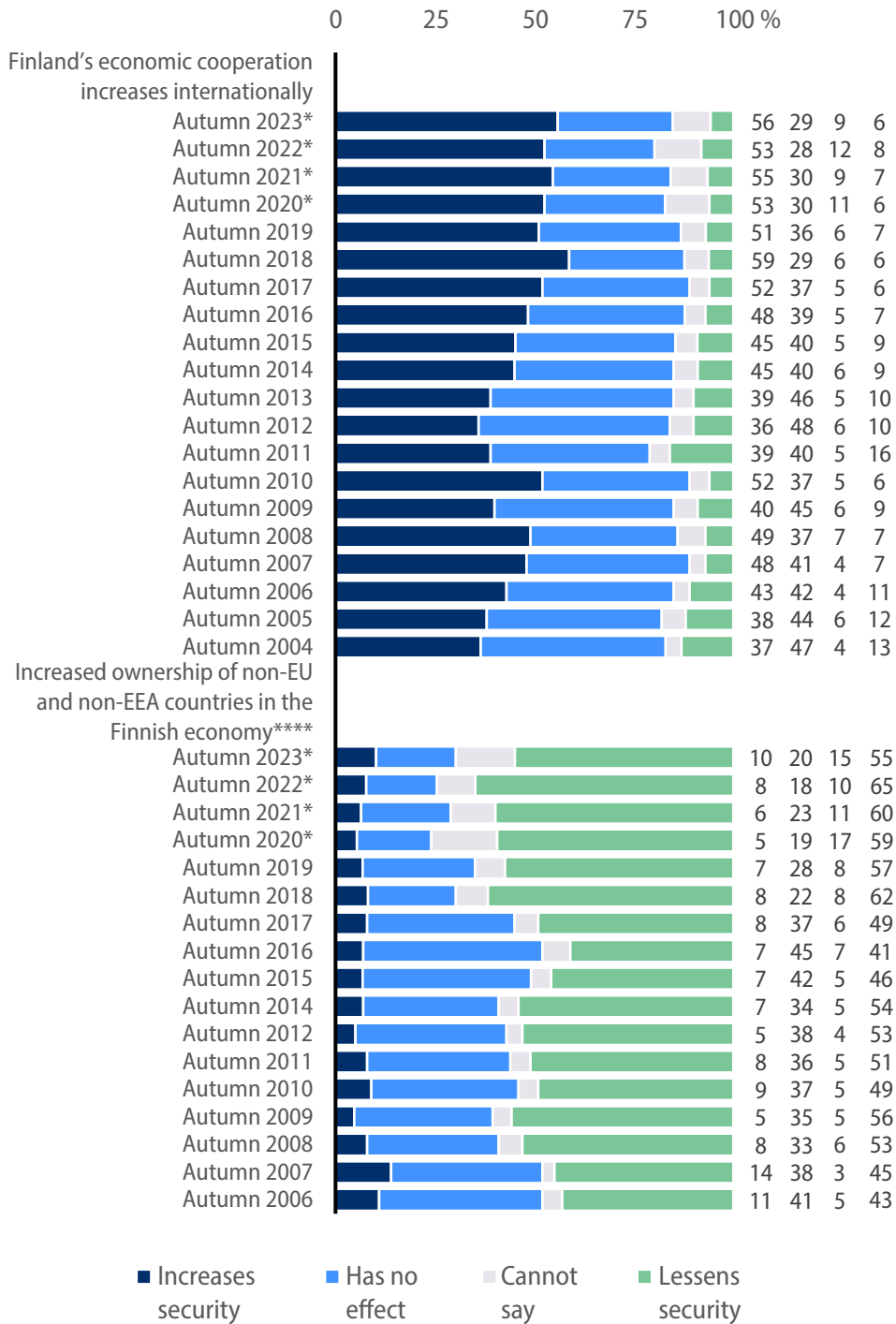
Figure 18. Factors affecting security (III). "How do you assess the following phenomena and factors? How do they affect the security of Finland and Finns?"



*) The survey method was combination of face-to-face interviews and internet panel

***) 2004-2012 The participation of Finnish troops in crisis-management tasks in war zones

Figure 19. Factors affecting security (IV). "How do you assess the following phenomena and factors? How do they affect the security of Finland and Finns?"



*) The survey method was combination of face-to-face interviews and internet panel
 ****) 2006-2022 Increase of foreign ownership in Finland's economy

Figure 20. The conduct of defence policy in Finland. "In your opinion, how well or how poorly has Finland's defence policy been conducted in recent years?"

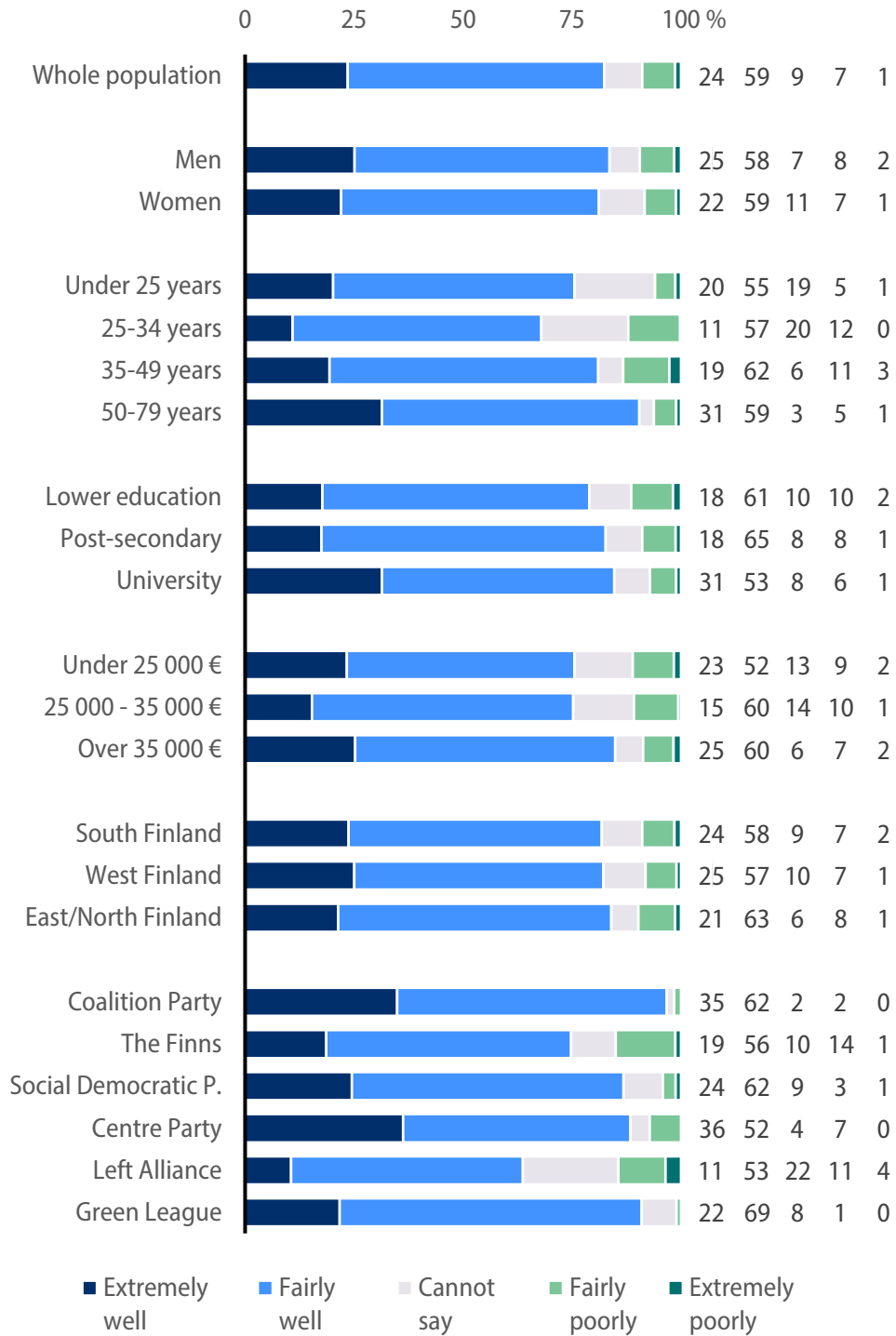
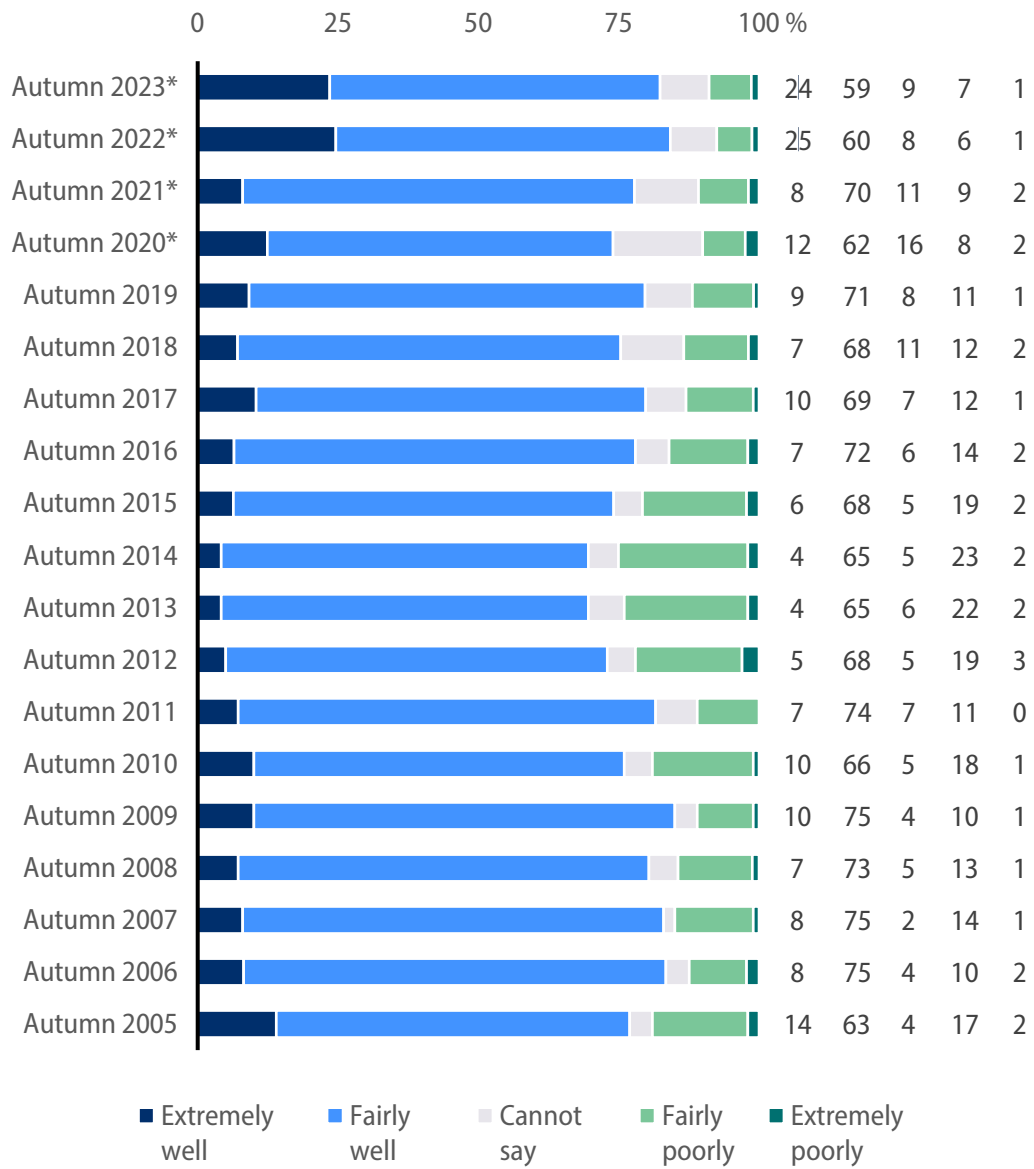
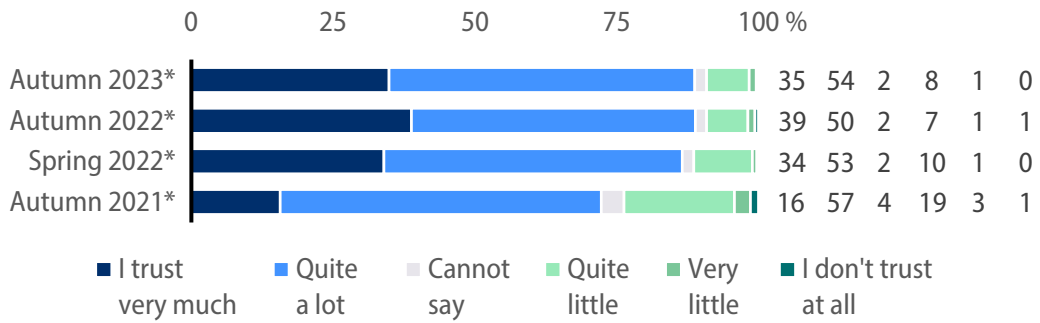


Figure 21. The conduct of defence policy in Finland. "In your opinion, how well or how poorly has Finland's defence policy been conducted in recent years?"



*) The survey method was combination of face-to-face interviews and internet panel

Figure 22. Confidence in Finland's military defence capability. "Do you trust the Defence Forces' ability to defend Finland against various military threats?"



*) The survey method was combination of face-to-face interviews and internet panel

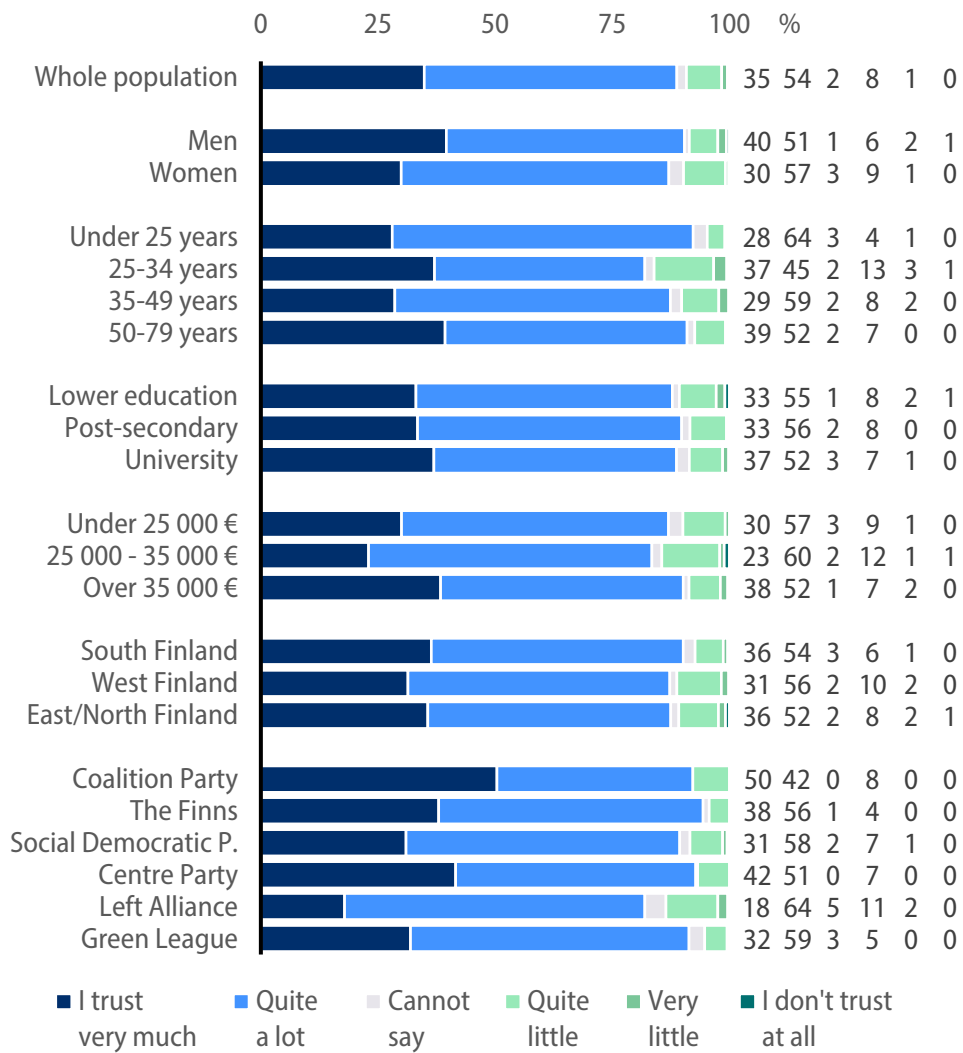


Figure 23. Defence appropriations. "What is your opinion on funds allocated to the Defence Forces?"

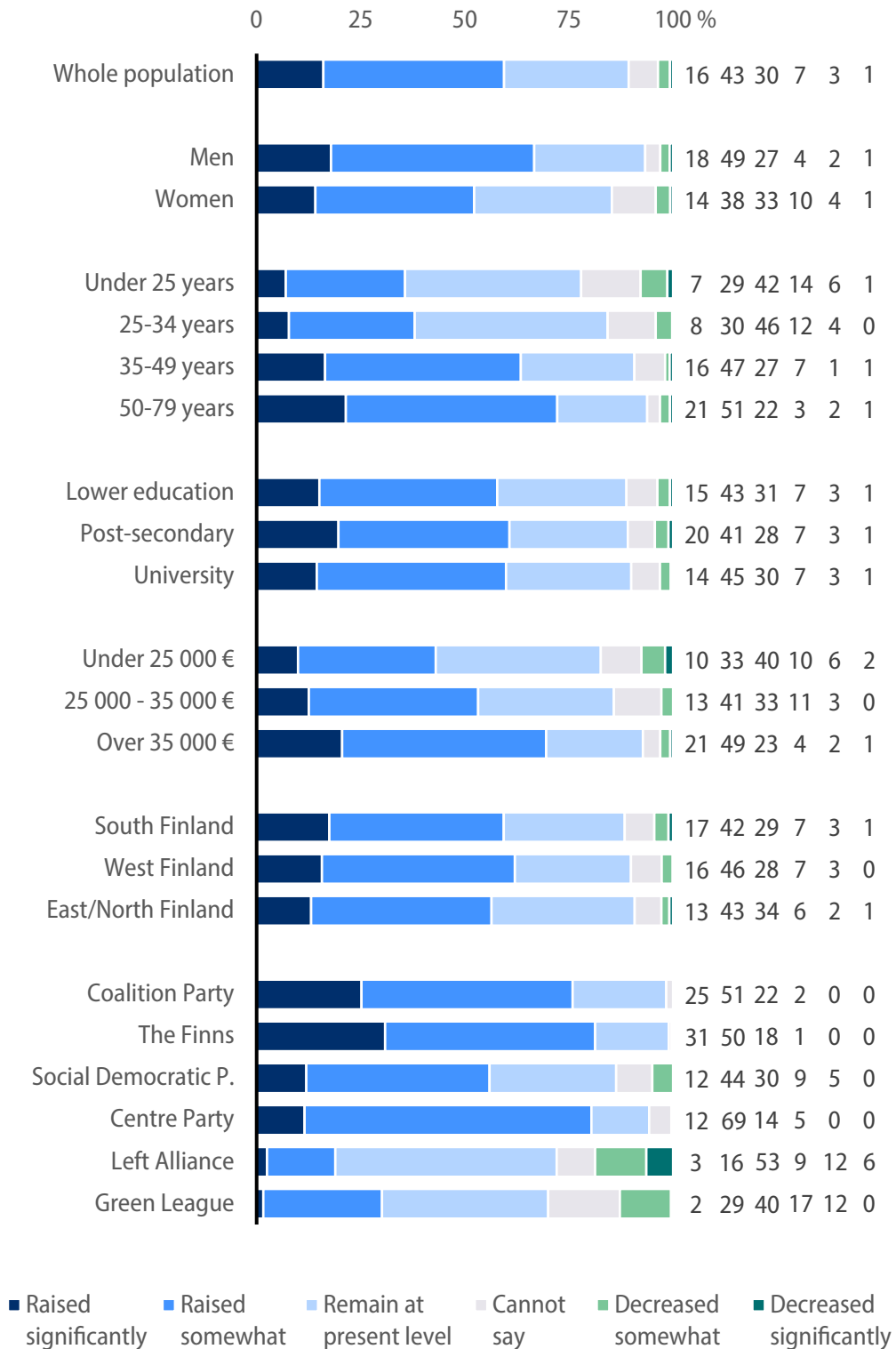
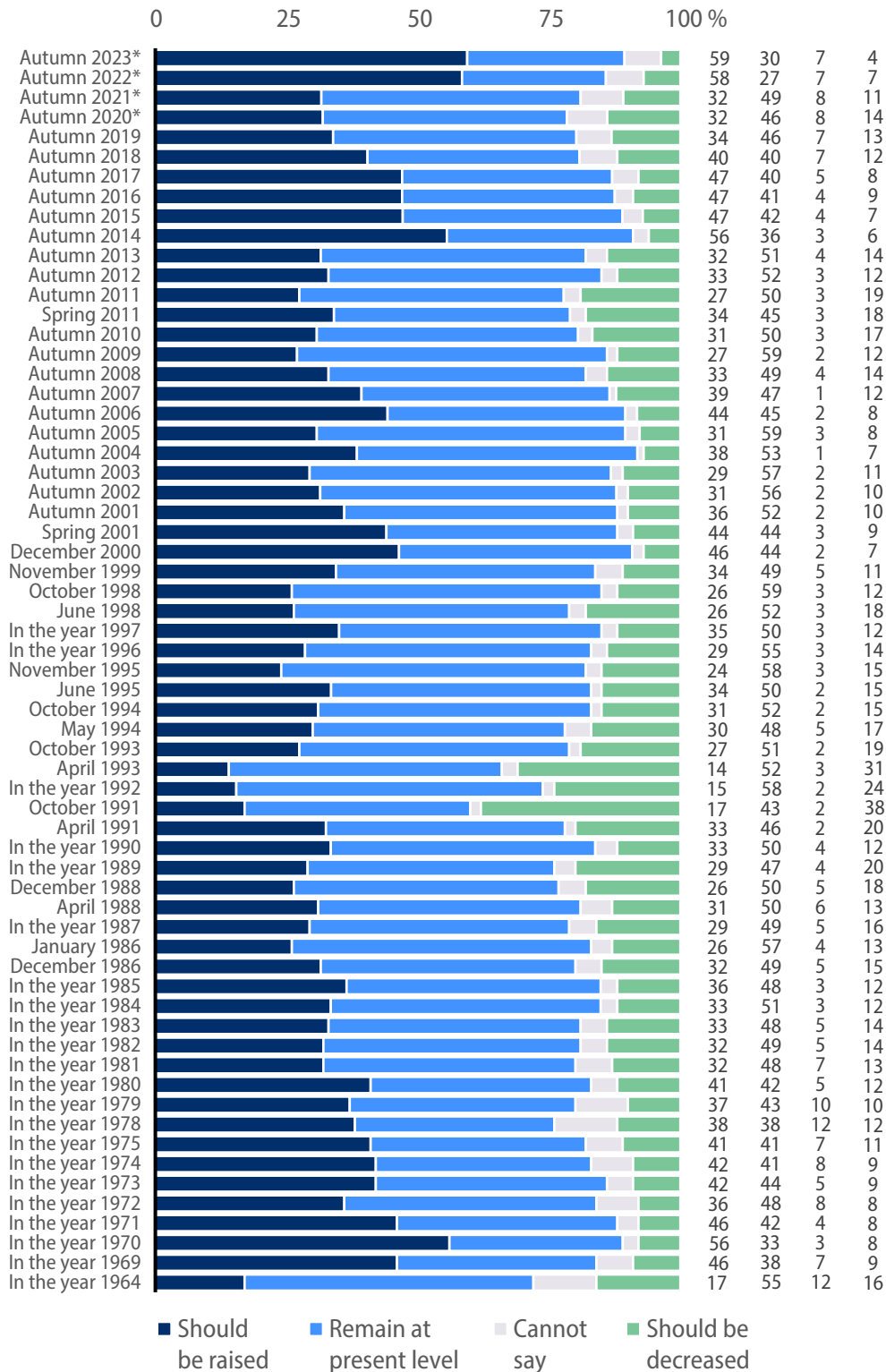
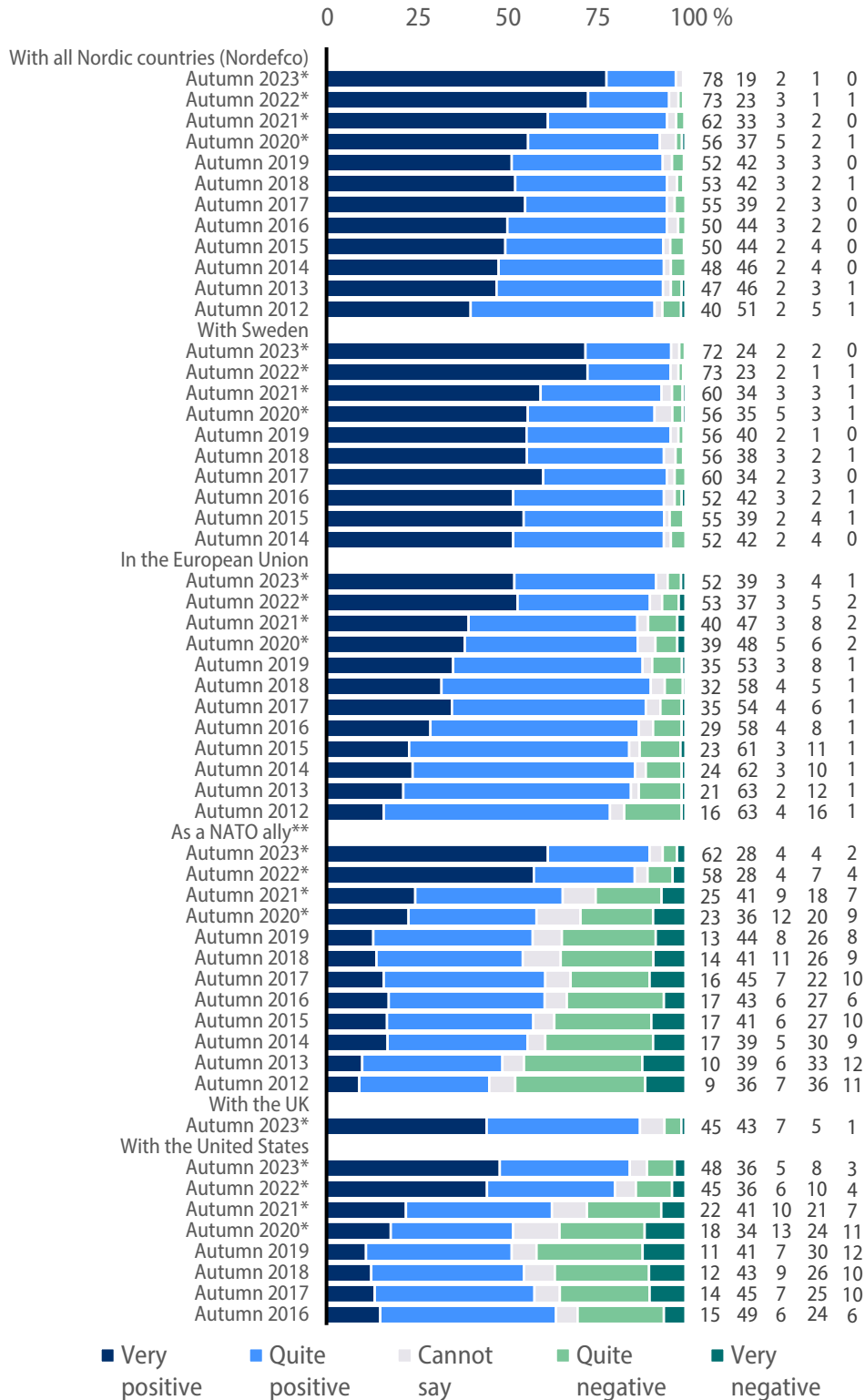


Figure 24. Defence appropriations. "What is your opinion on funds allocated to the Defence Forces?"



*) The survey method was combination of face-to-face interviews and internet panel

Figure 25. Military cooperation. "Finland engages in military cooperation and activities with, for example, Sweden, the other Nordic countries, the United States, the United Kingdom, the European Union and as a member of NATO. What is your view on cooperation?"



*) The survey method was combination of face-to-face interviews and internet panel
 **) 2012-2022 With Nato

Figure 26. Military cooperation with all Nordic countries (Nordefco). "Finland conducts military cooperation with all Nordic countries. What is your view on cooperation?"

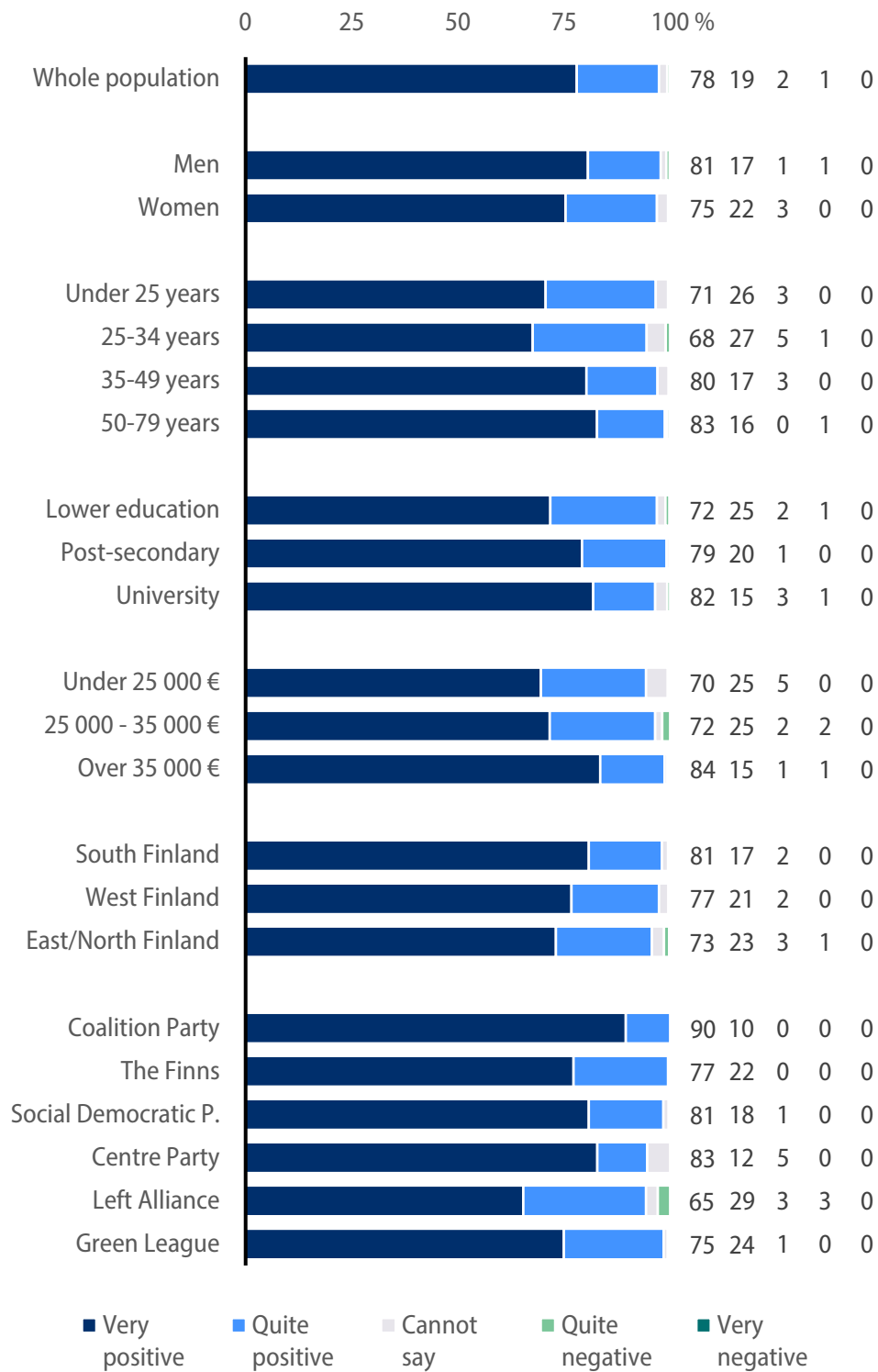


Figure 27. Military cooperation with Sweden. "Finland conducts military cooperation with Sweden. What is your view on cooperation?"

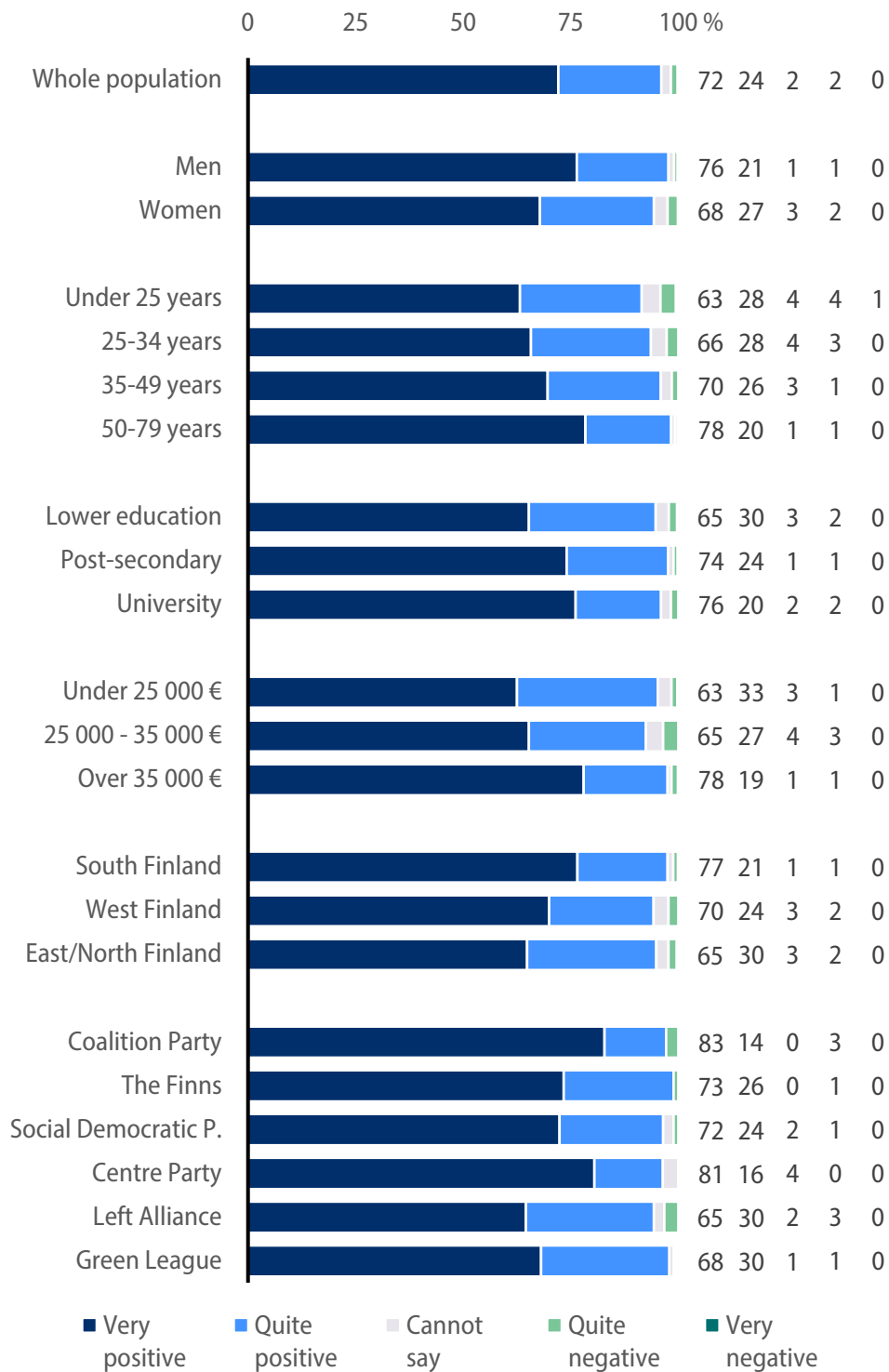


Figure 28. Military cooperation in the European Union. "Finland conducts military cooperation with the European union. What is your view on cooperation?"

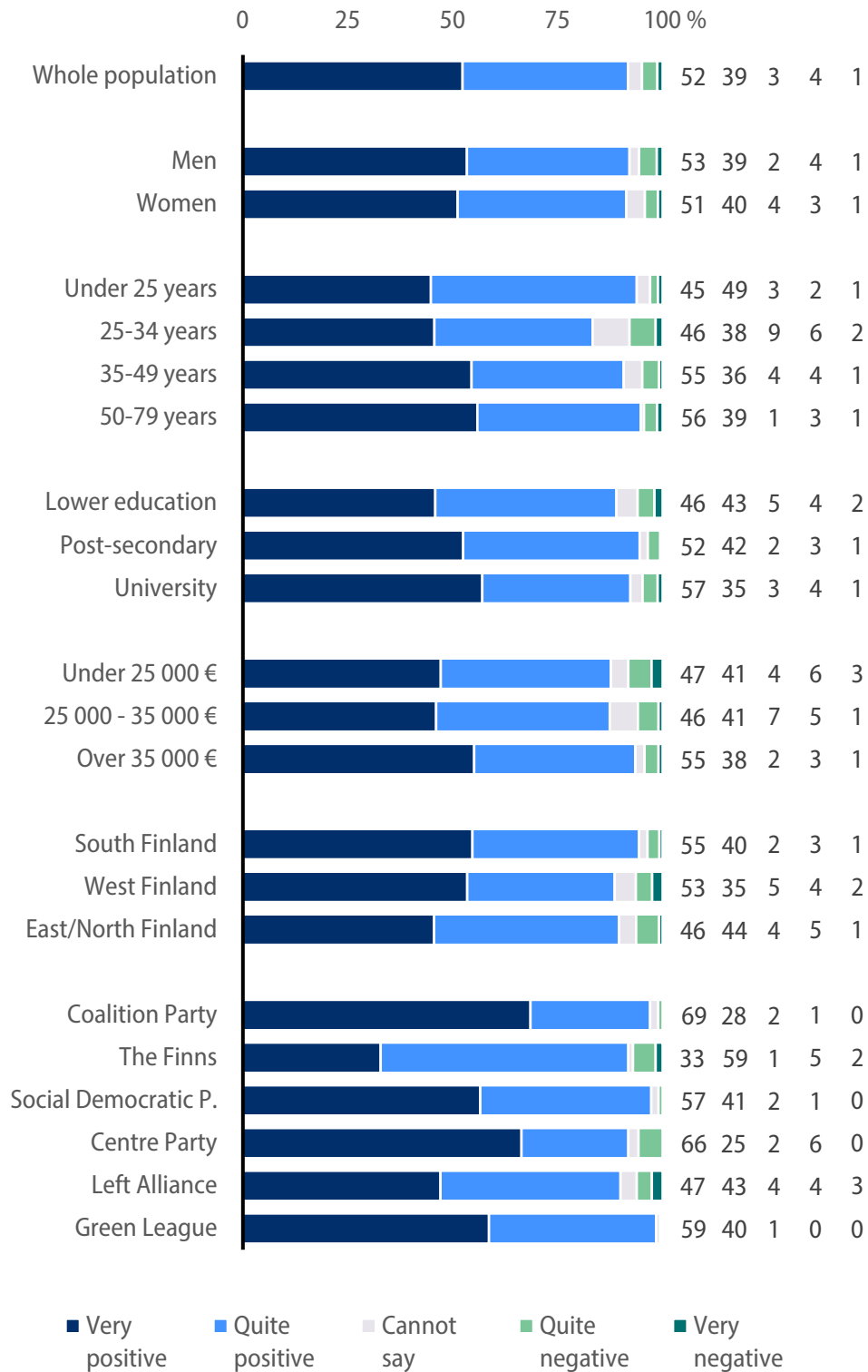


Figure 29. Military cooperation as a NATO ally. "Finland conducts military cooperation as a NATO ally. What is your view on cooperation?"

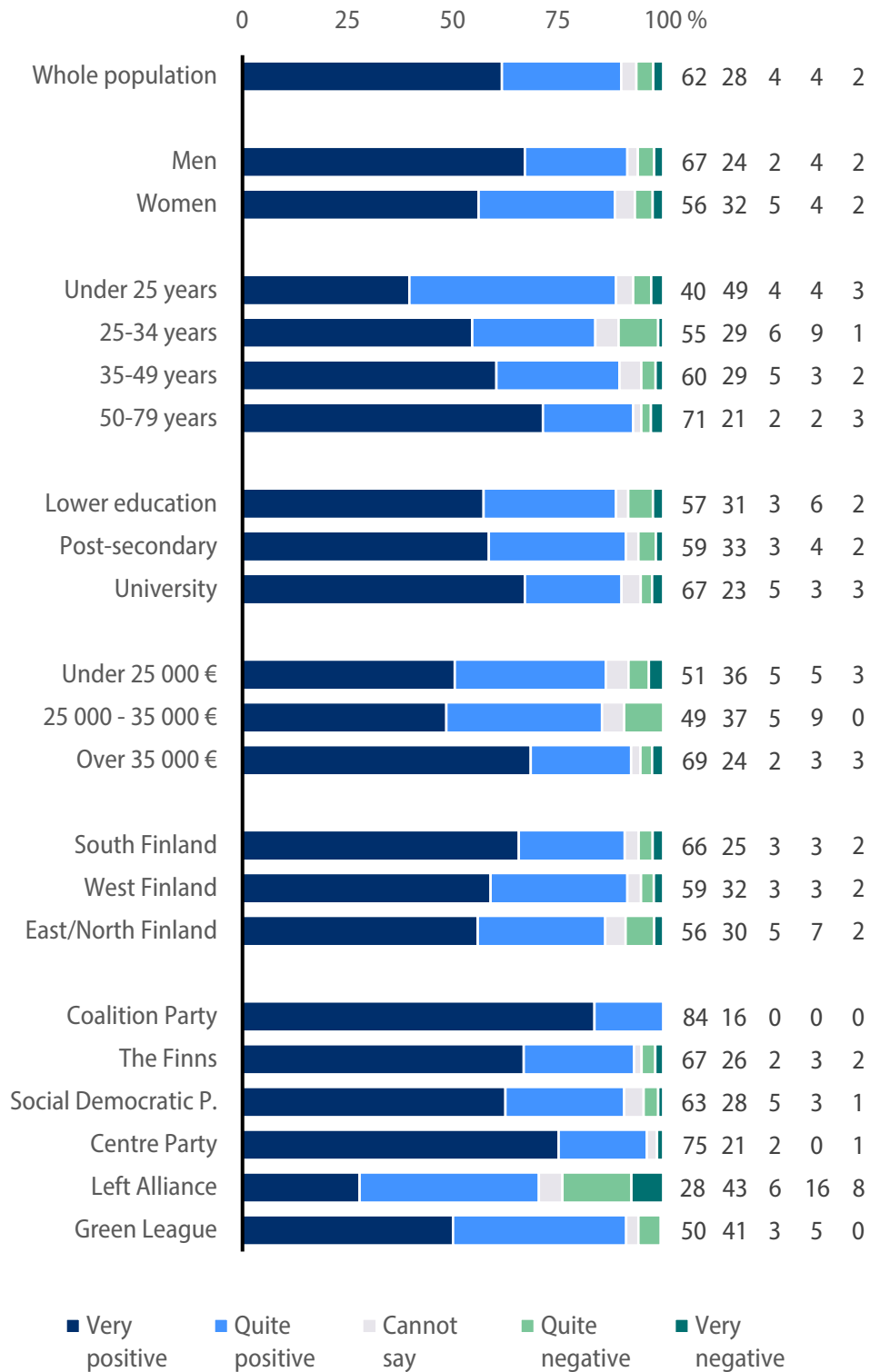


Figure 30. Military cooperation with the UK. "Finland conducts military cooperation with the UK. What is your view on cooperation?"

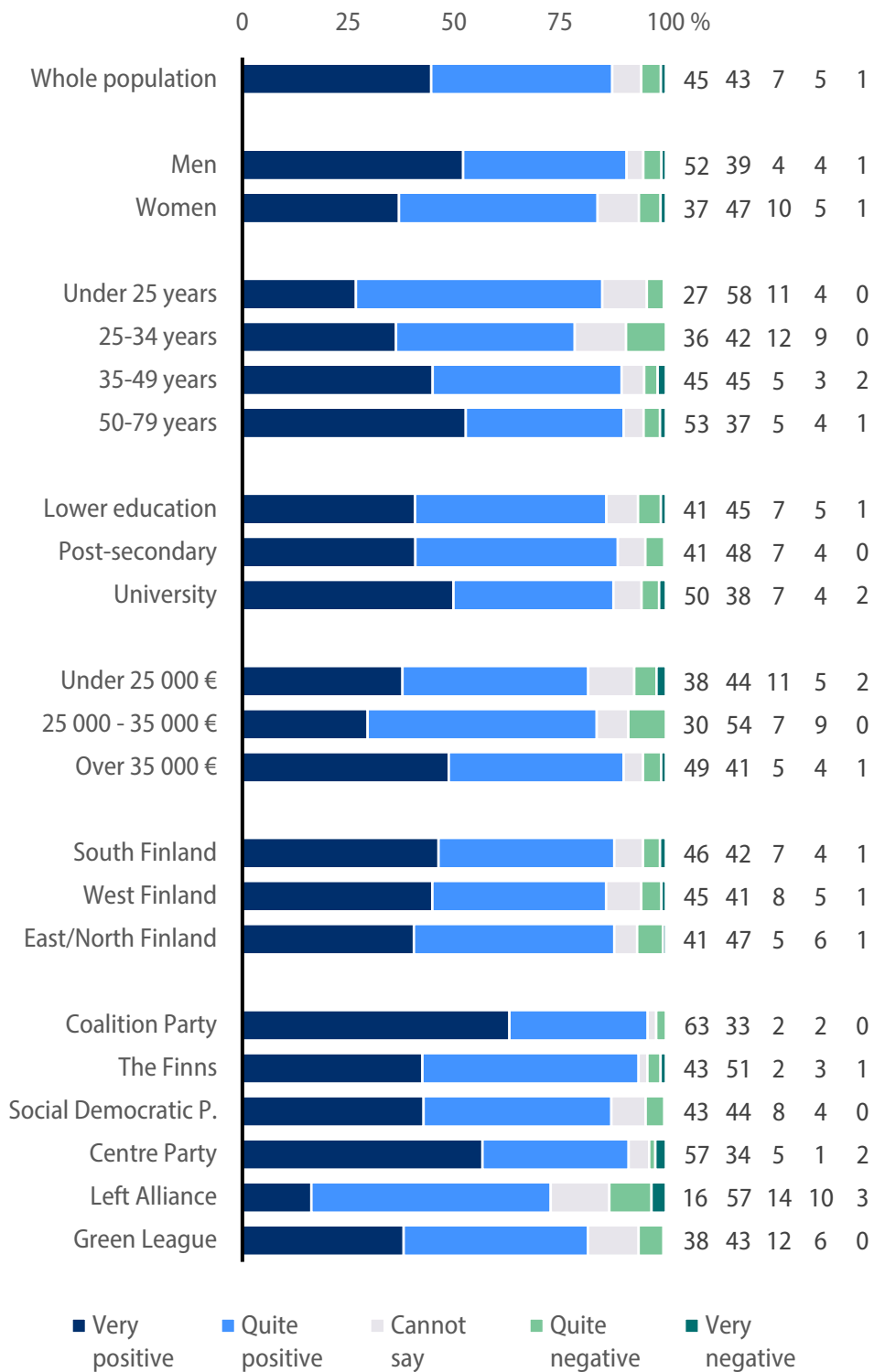


Figure 31. Military cooperation with the United States. "Finland conducts military cooperation with the United States. What is your view on cooperation?"

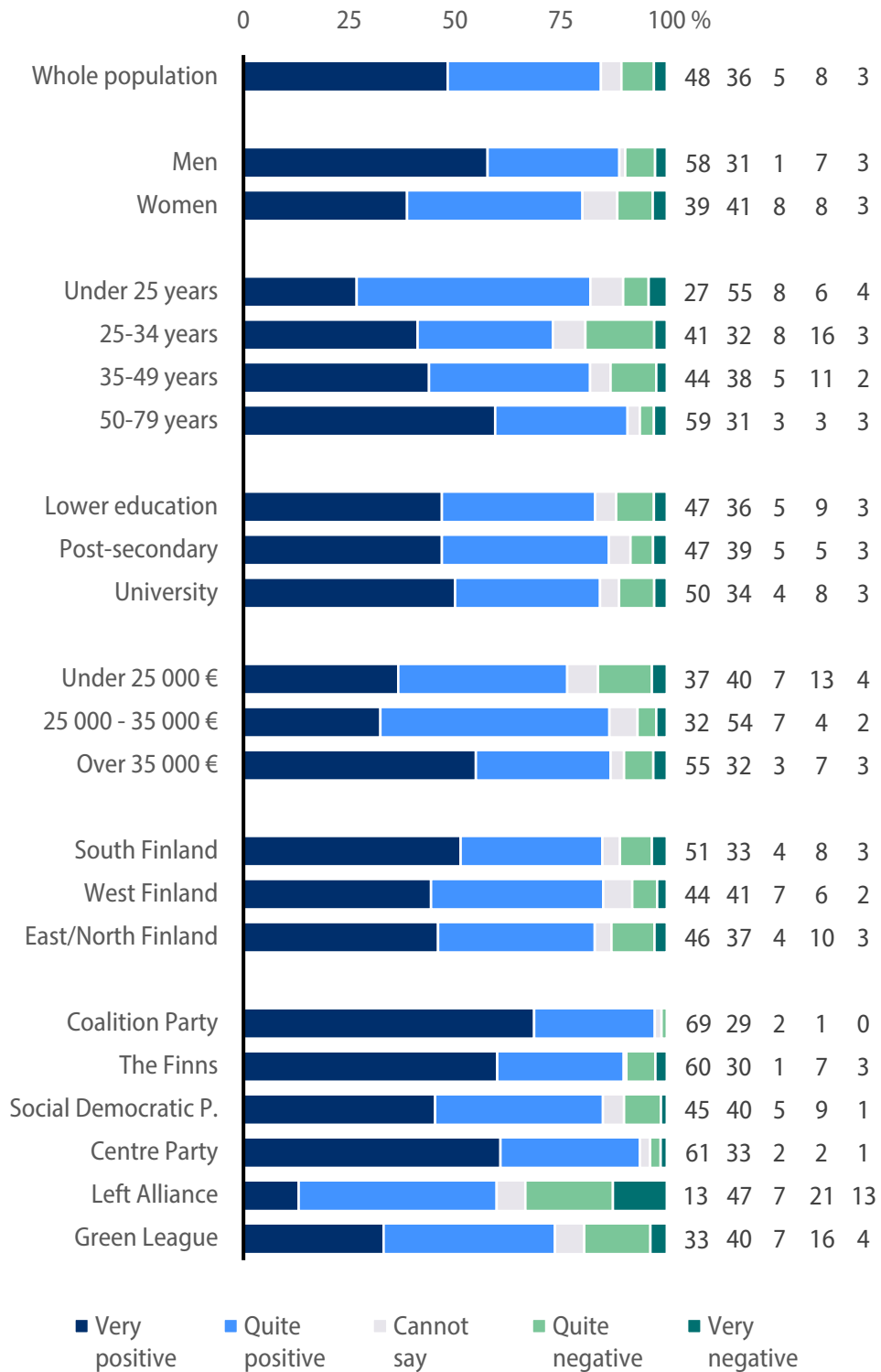


Figure 32. The will to defend the nation. "If Finland were attacked, should Finns, in your opinion, take up arms to defend themselves in all situations, even if the outcome seemed uncertain?"

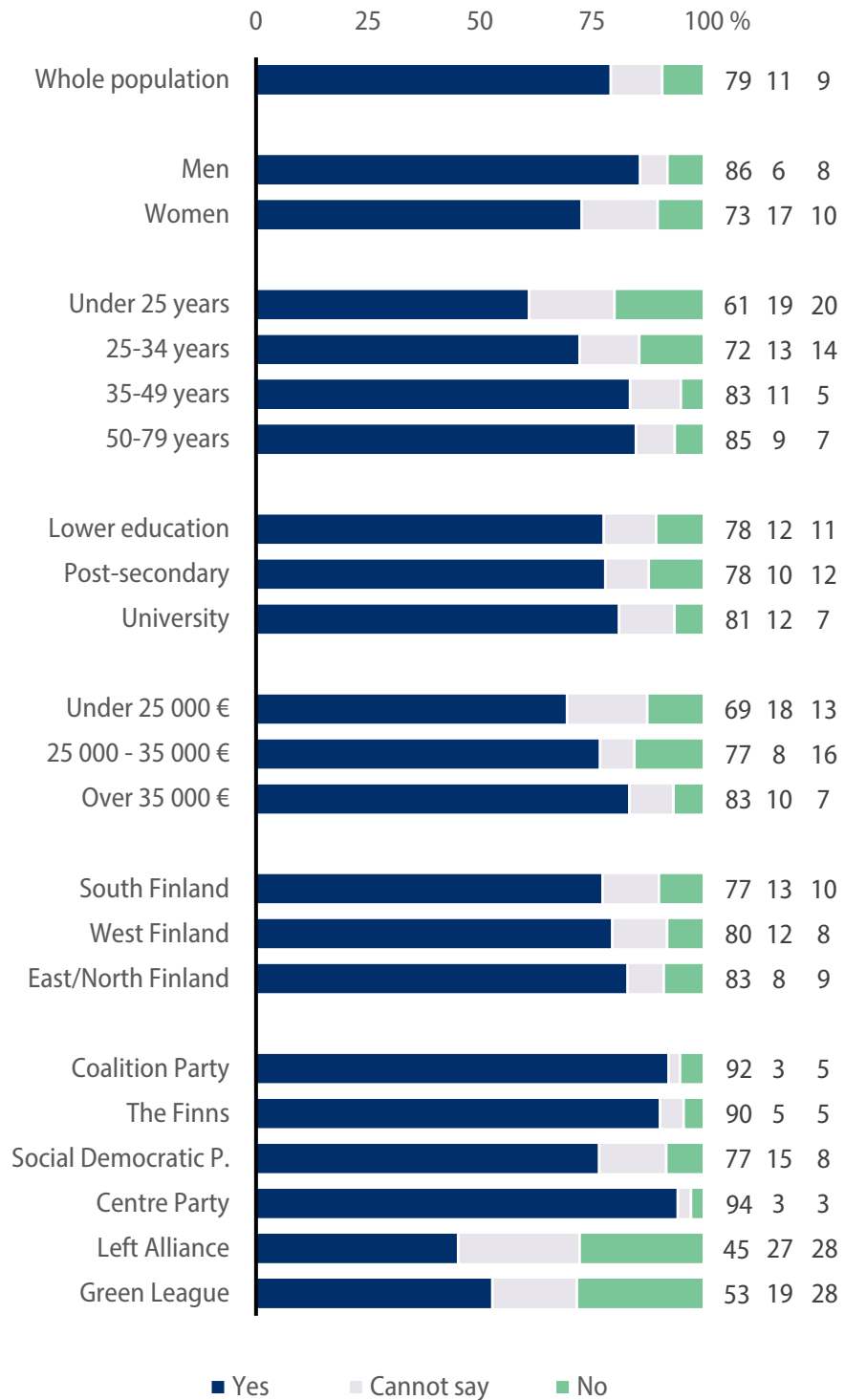
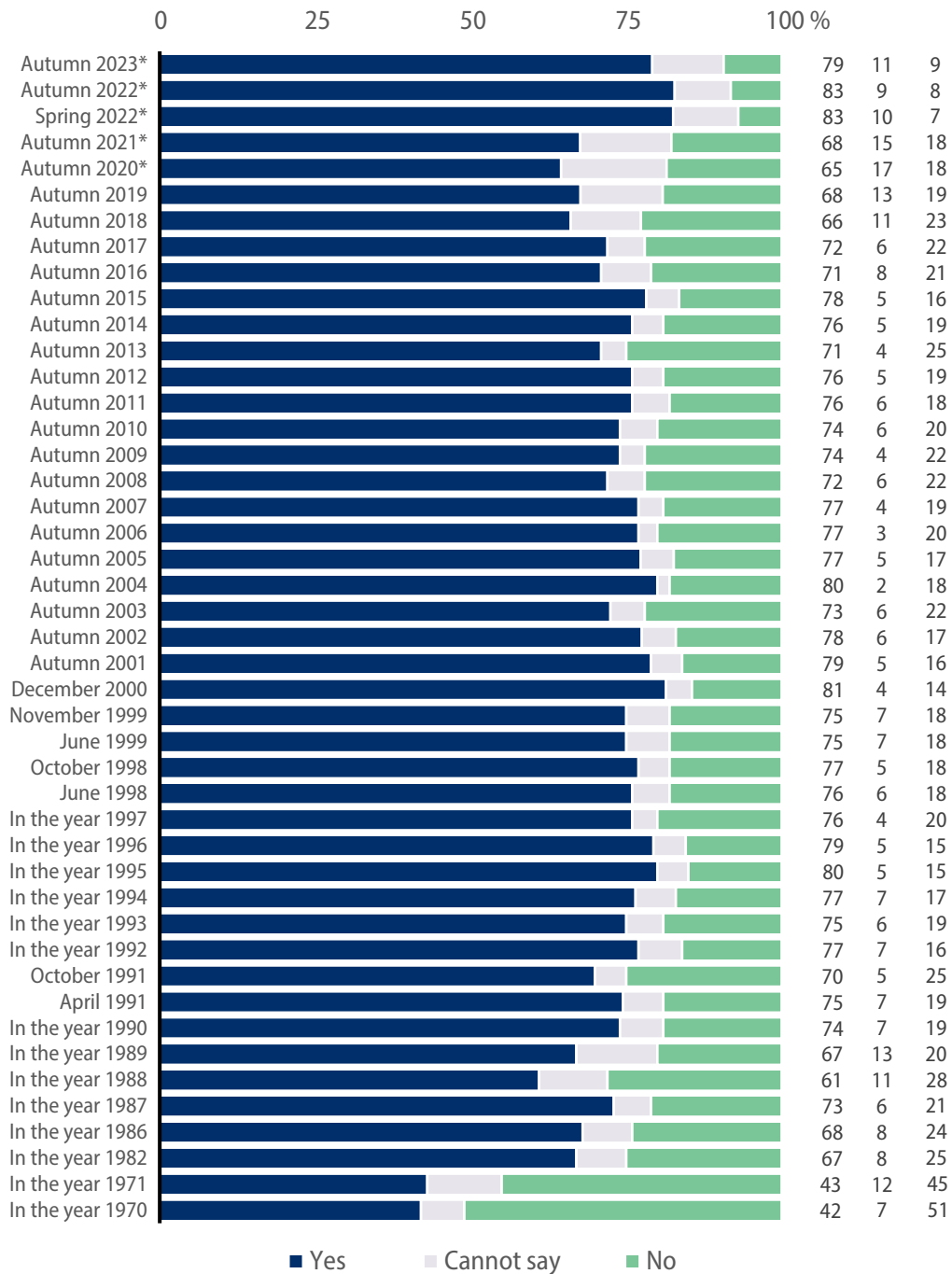


Figure 33. The will to defend the nation. "If Finland were attacked, should Finns, in your opinion, take up arms to defend themselves in all situations, even if the outcome seemed uncertain?"



*) The survey method was combination of face-to-face interviews and internet panel

Figure 34. The will to defend the country (personal level). "If Finland is attacked, would you personally be ready to take part in national defence tasks according to your competences and skills?"

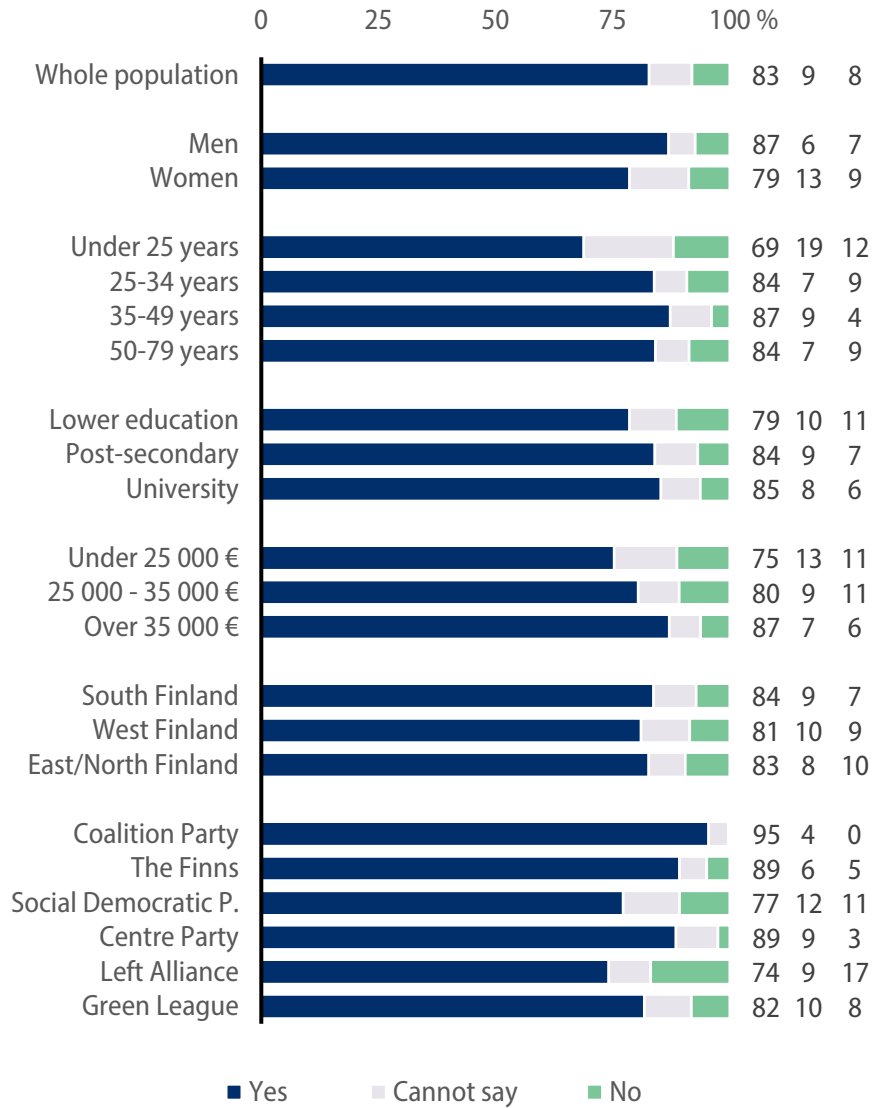
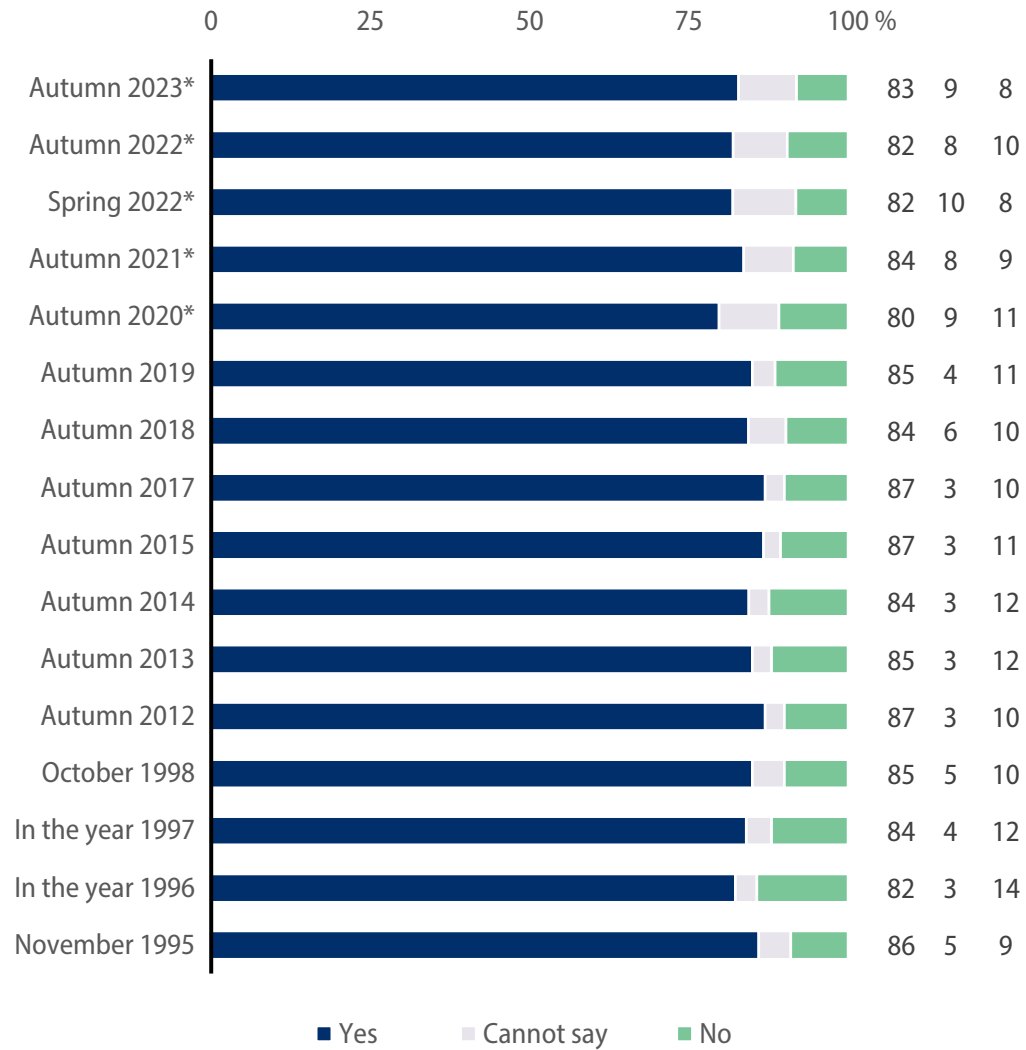


Figure 35. The will to defend the country (personal level). "If Finland is attacked, would you personally be ready to take part in national defence tasks according to your competences and skills?"



*) The survey method was combination of face-to-face interviews and internet panel

Figure 36. General conscription. "Based on a general, compulsory military service for men, Finnish military defence provides military training for as many of the same age group as possible, thus producing a large reserve personnel. Should the current system be retained or should we change over to a selective conscript service where only a part of the same age group receives military training? Or should we change over to a professional army?"

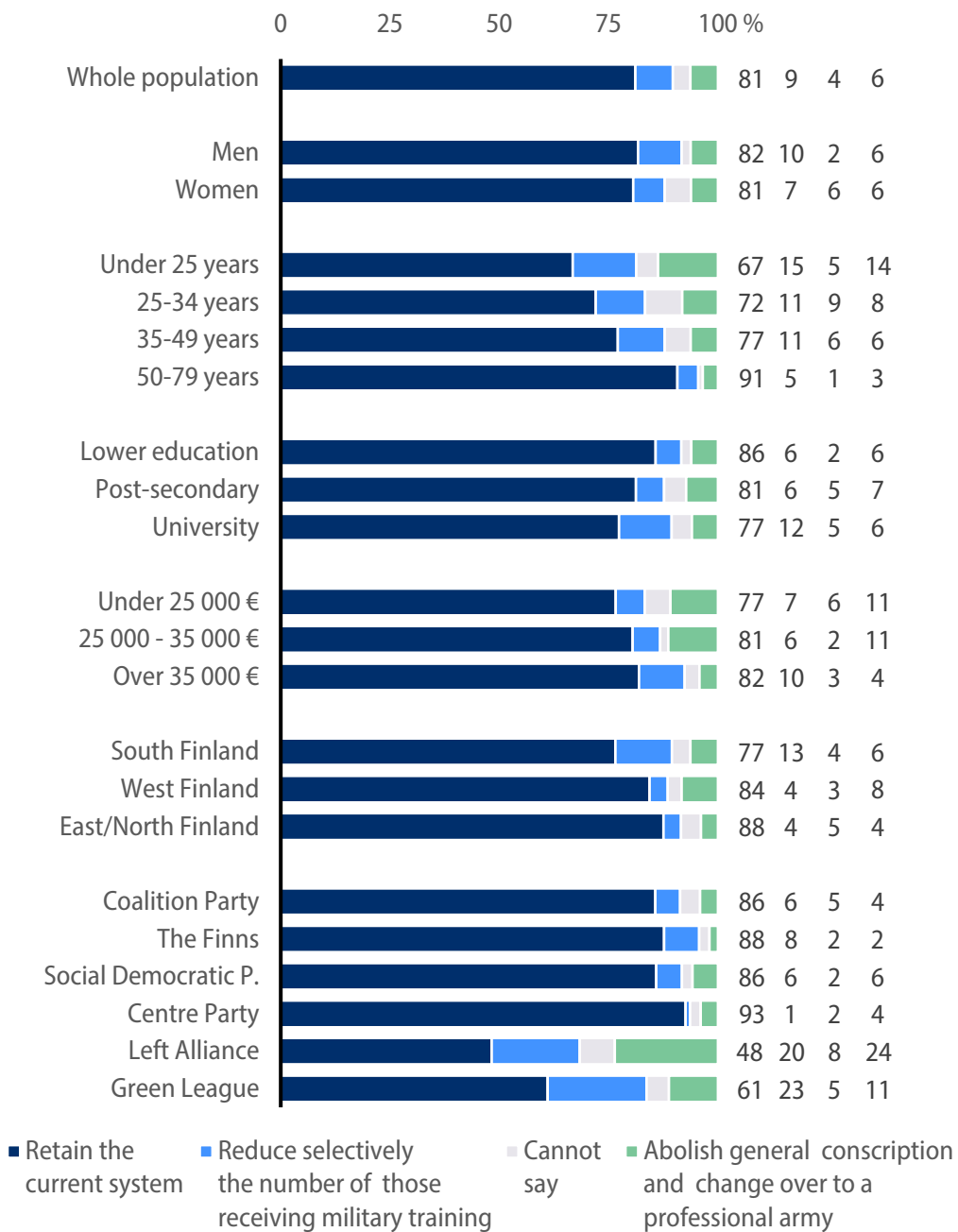
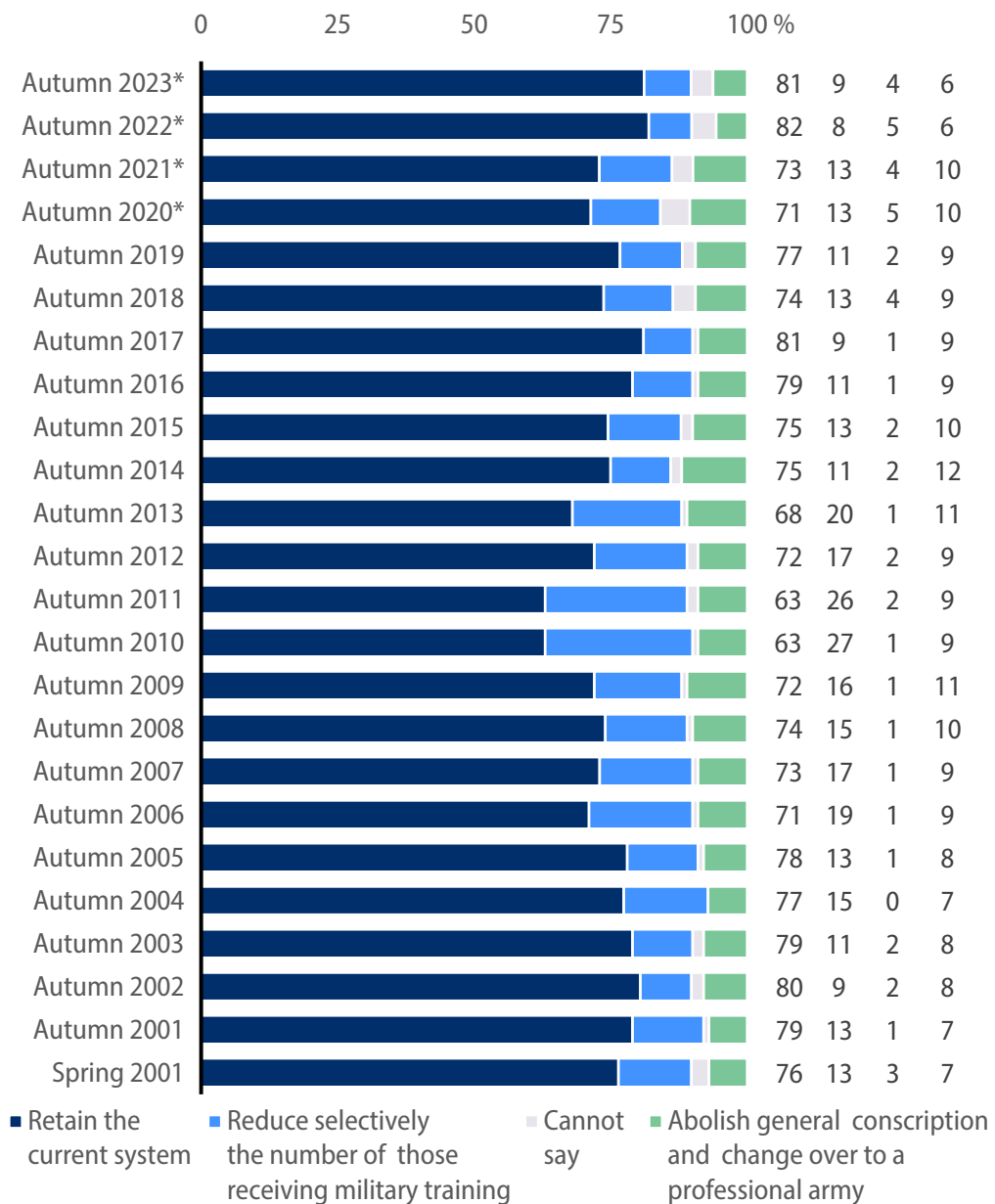
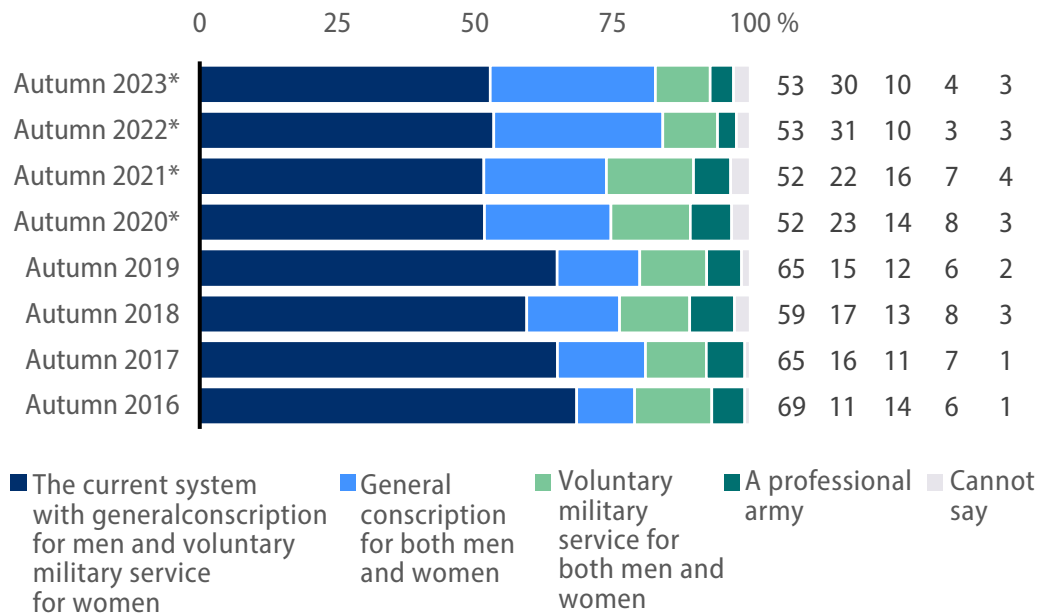


Figure 37. General conscription. "Based on a general, compulsory military service for men, Finnish military defence provides military training for as many of the same age group as possible, thus producing a large reserve personnel. Should the current system be retained or should we change over to a selective conscript service where only a part of the same age group receives military training? Or should we change over to a professional army?"



*) The survey method was combination of face-to-face interviews and internet panel

Figure 38. Finland's defence system. "In your view, should Finland's defence system be based on..."



*) The survey method was combination of face-to-face interviews and internet panel

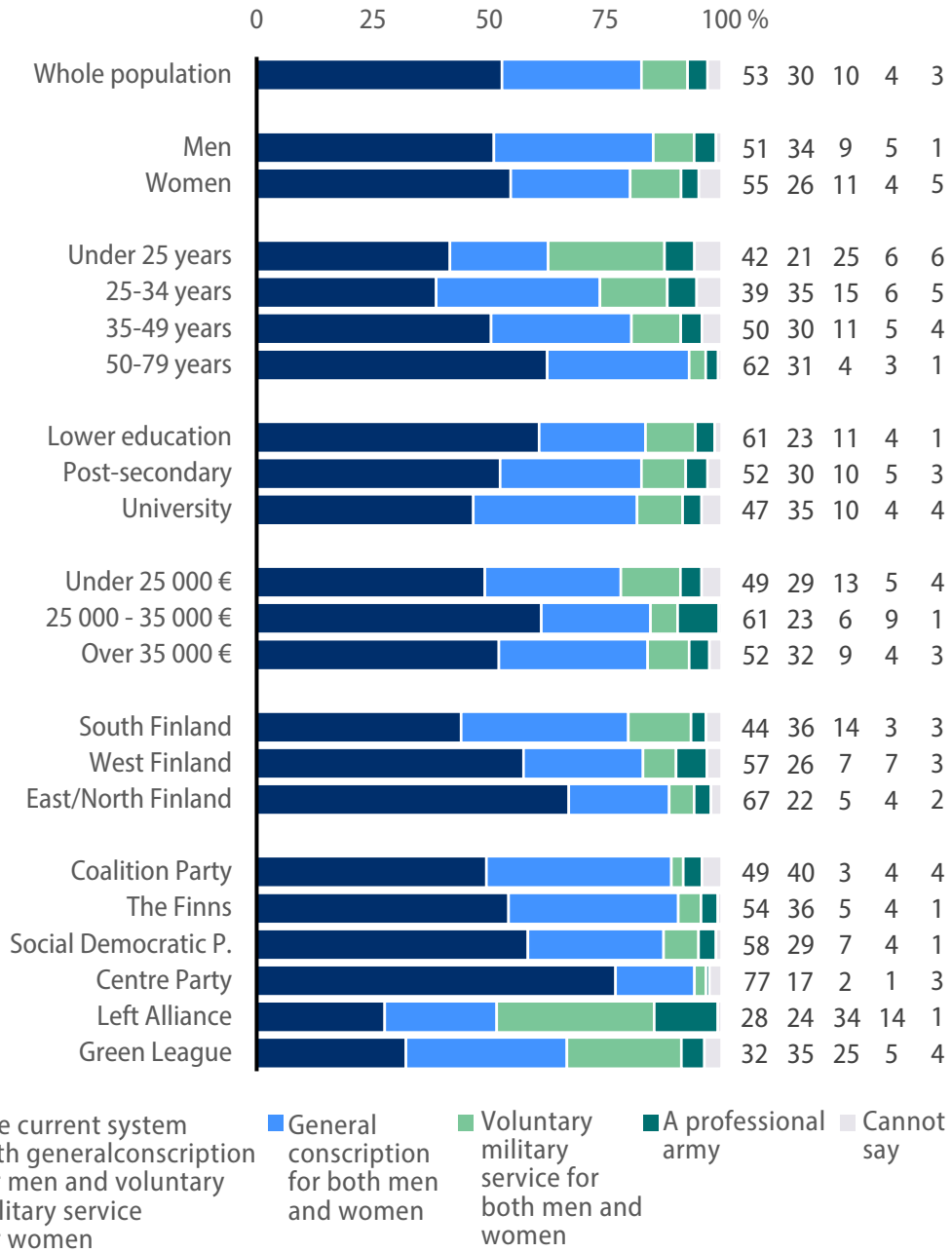
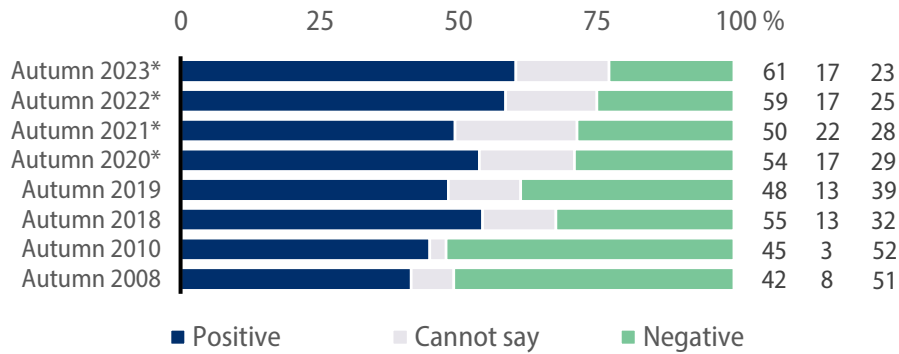


Figure 39. General civic service. "Finland is instituting a general civic service for both men and women. The civic service could be completed as military or non-military service"



*) The survey method was combination of face-to-face interviews and internet panel

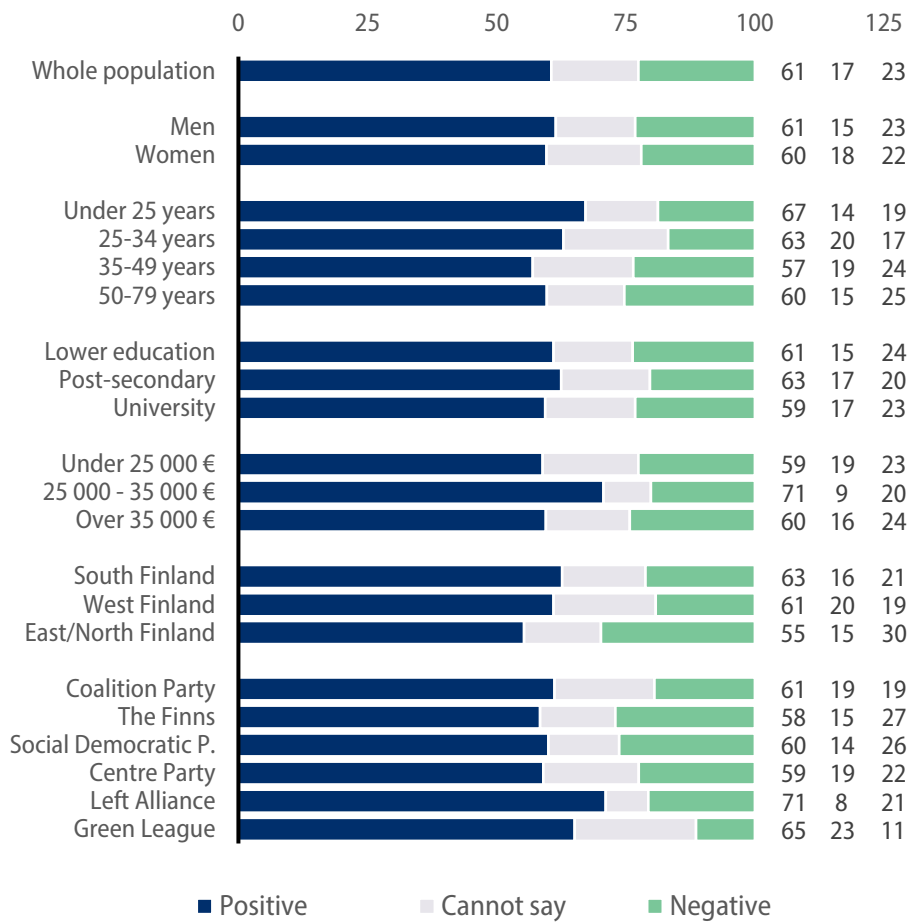


Figure 40. Assistance to Ukraine financially. "Because of the war started by Russia, the European Union and its Member States, including Finland, have helped Ukraine both economically and militarily and by imposing sanctions on Russia. In your opinion, should Finland and the European Union continue to help Ukraine?"

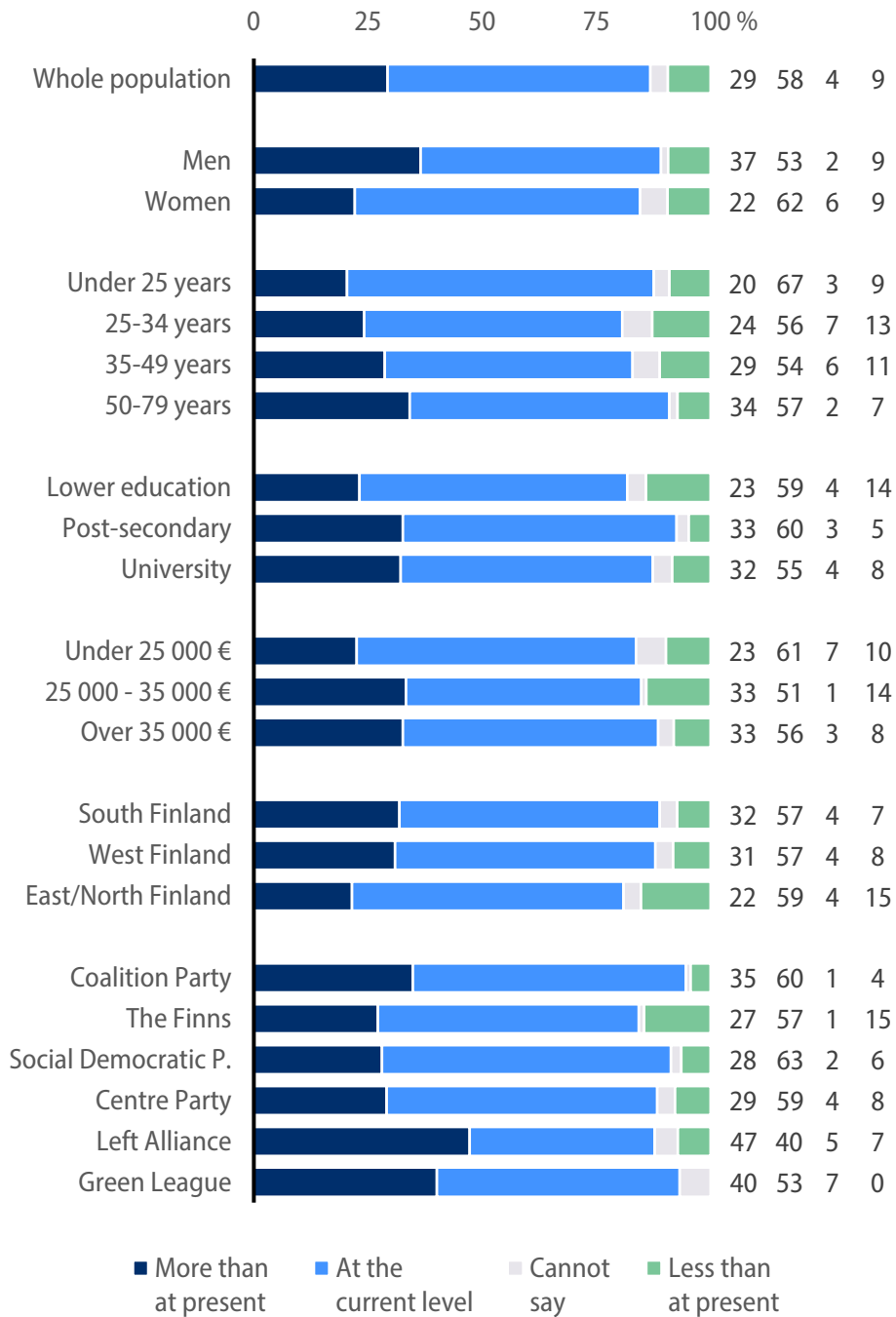


Figure 41. Assistance to Ukraine militarily. "Because of the war started by Russia, the European Union and its Member States, including Finland, have helped Ukraine both economically and militarily and by imposing sanctions on Russia. In your opinion, should Finland and the European Union continue to help Ukraine?"

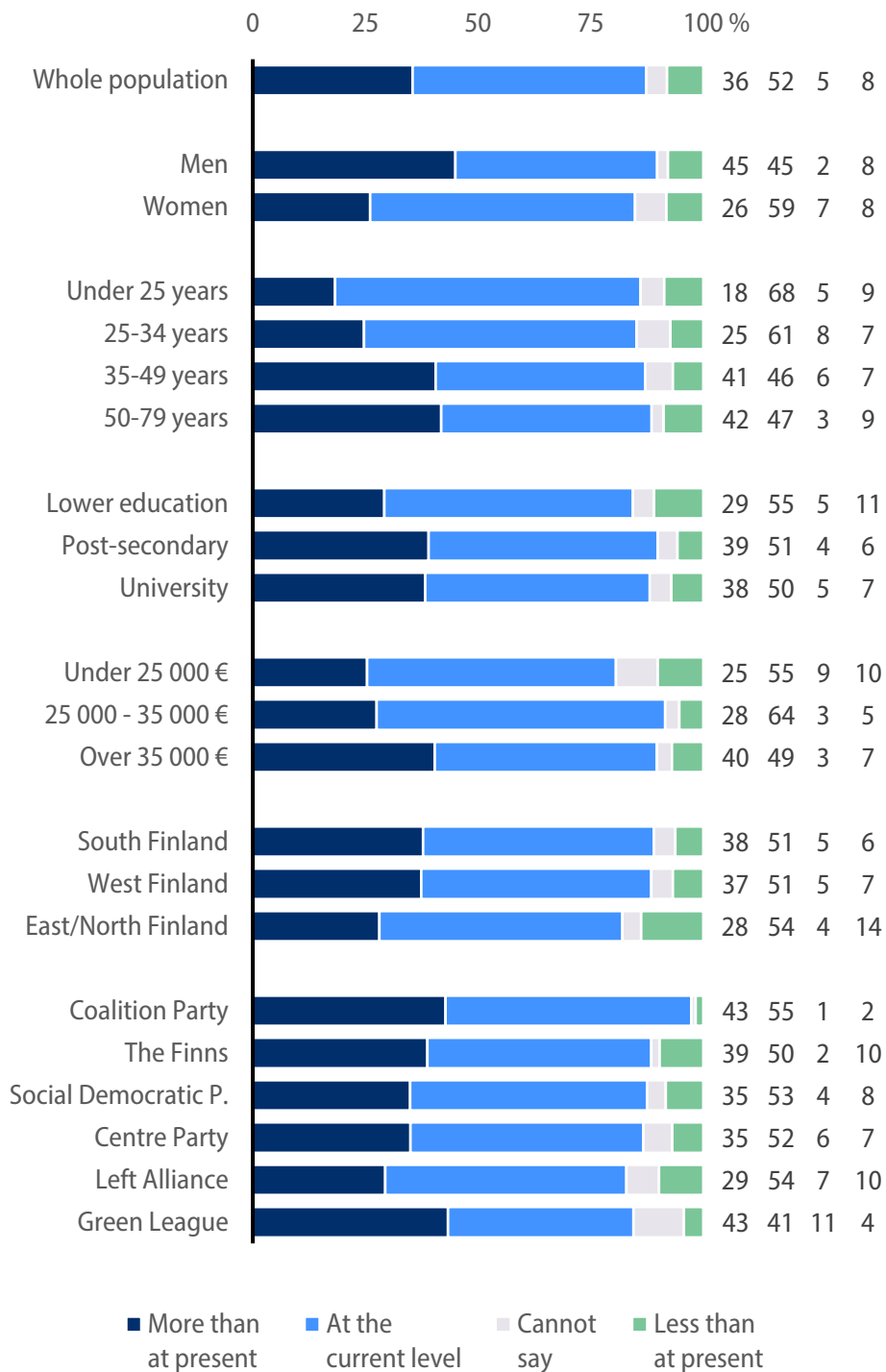


Figure 42. Assistance to Ukraine by imposing sanctions. "Because of the war started by Russia, the European Union and its Member States, including Finland, have helped Ukraine both economically and militarily and by imposing sanctions on Russia. In your opinion, should Finland and the European Union continue to help Ukraine?"

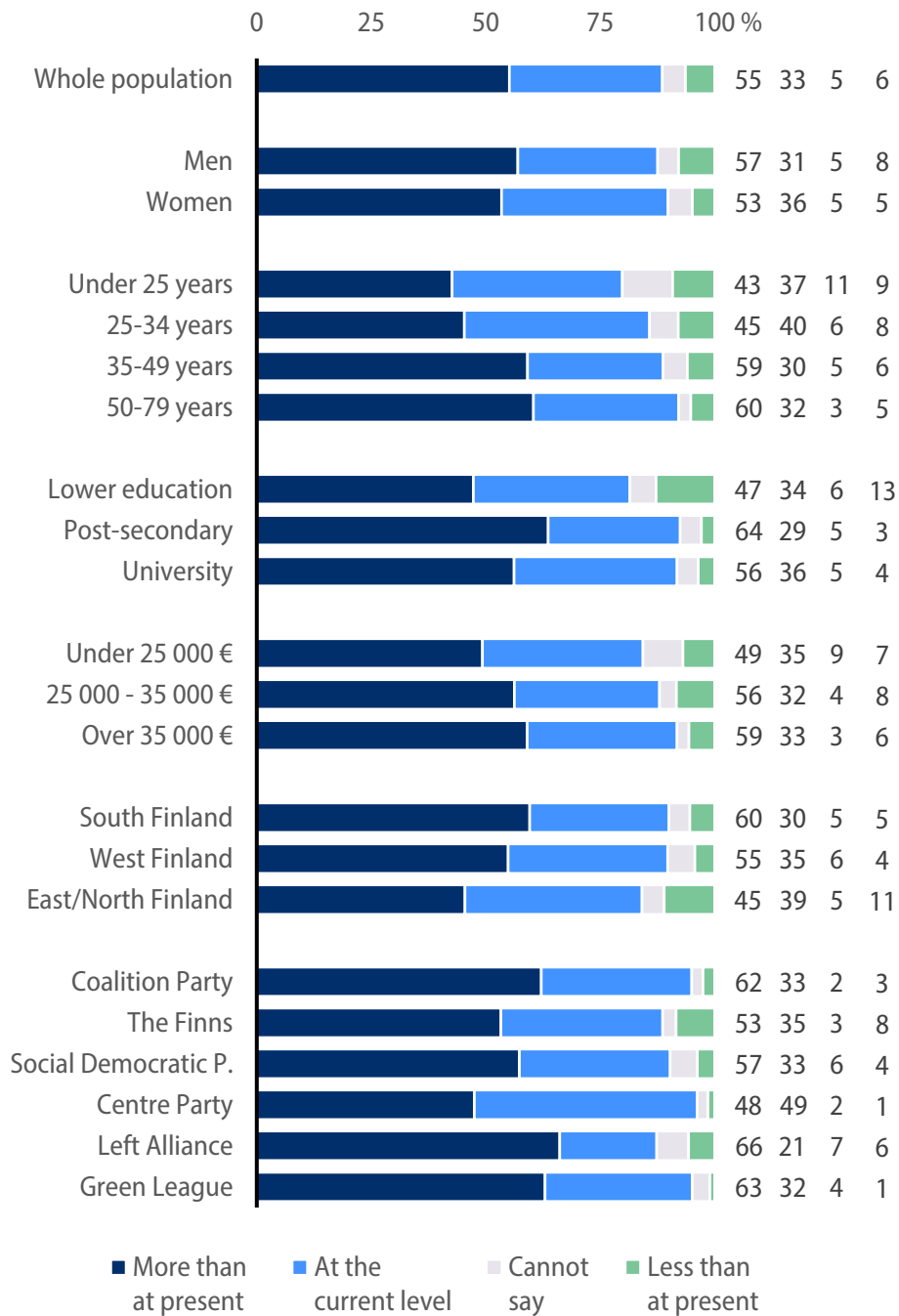


Figure 43. Factors causing concern among the citizens. "How would you assess the following phenomena and actors? To what extent do they make you worry about the future?"

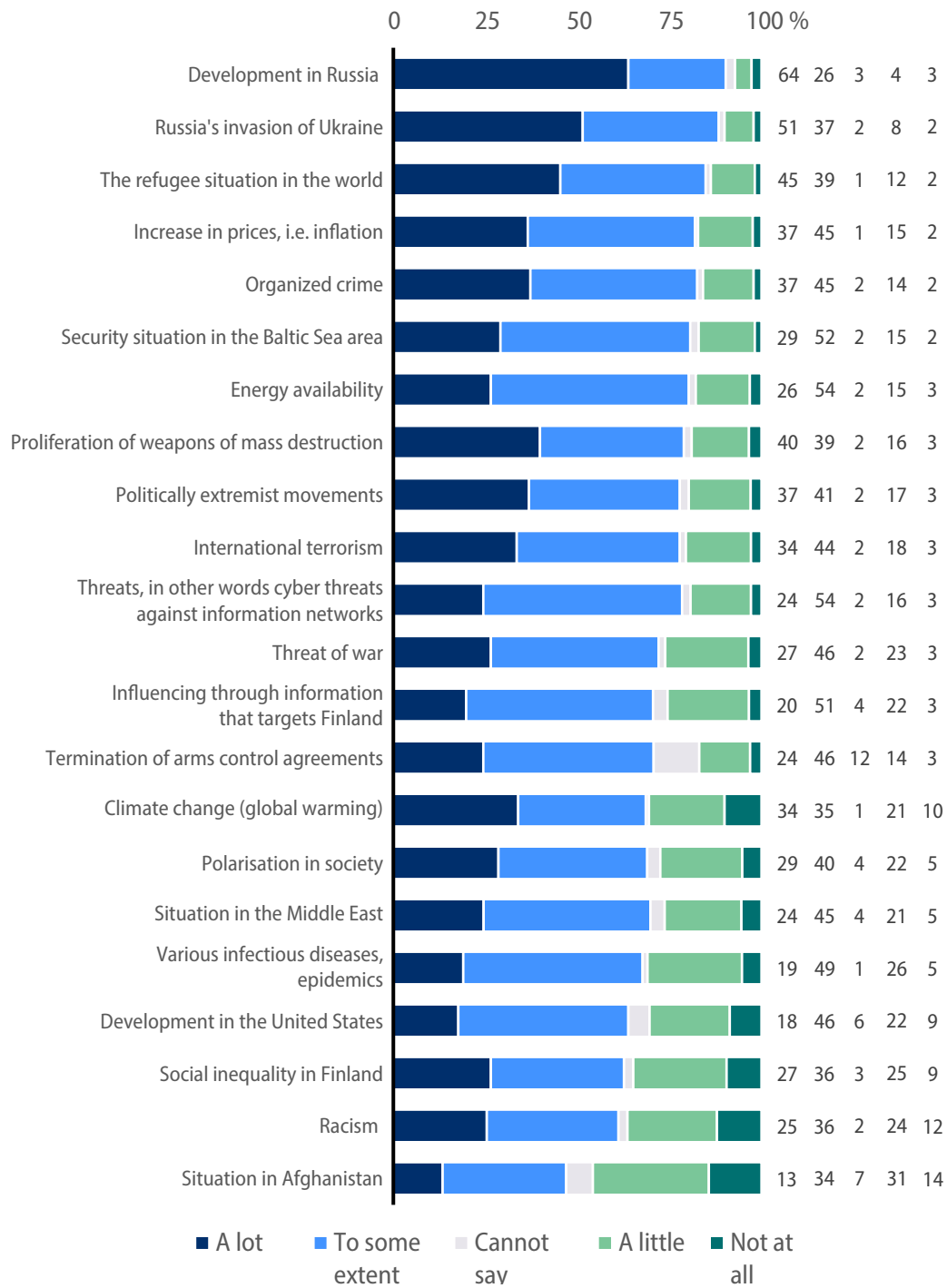
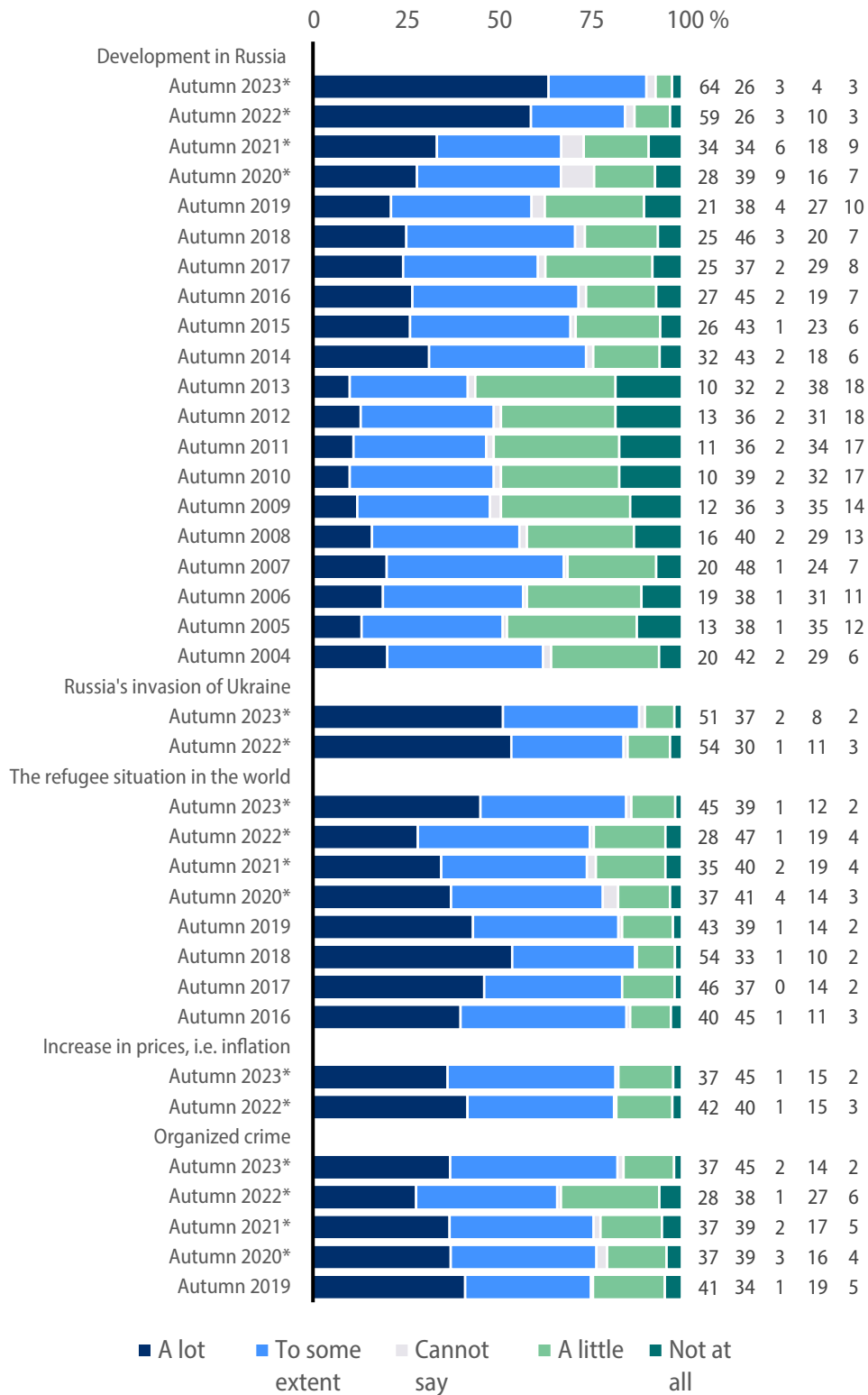
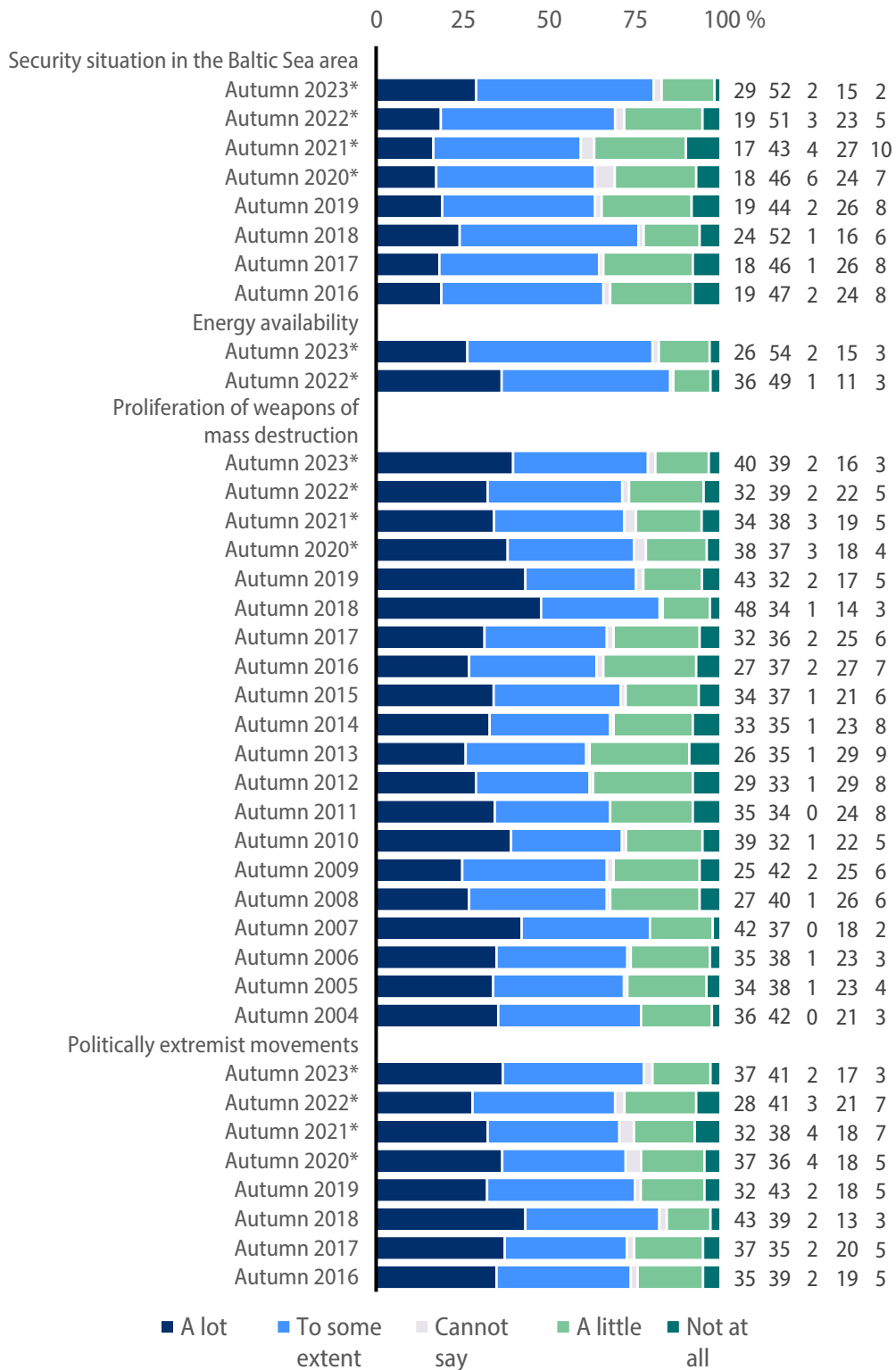


Figure 44. Factors causing concern among the citizens (I). "How would you assess the following phenomena and actors? To what extent do they make you worry about the future?"



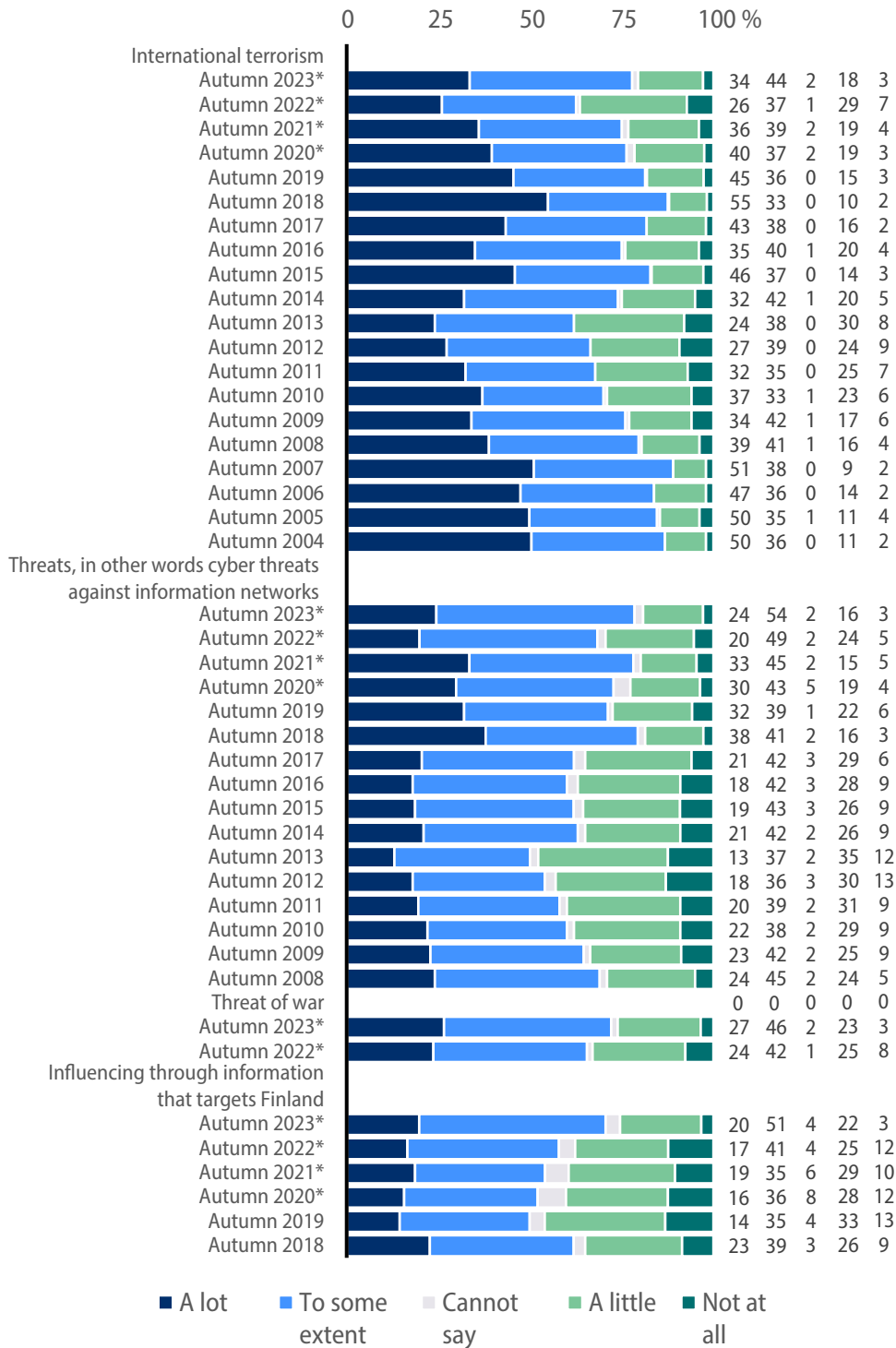
*) The survey method was combination of face-to-face interviews and internet panel

Figure 45. Factors causing concern among the citizens (II). "How would you assess the following phenomena and actors? To what extent do they make you worry about the future?"



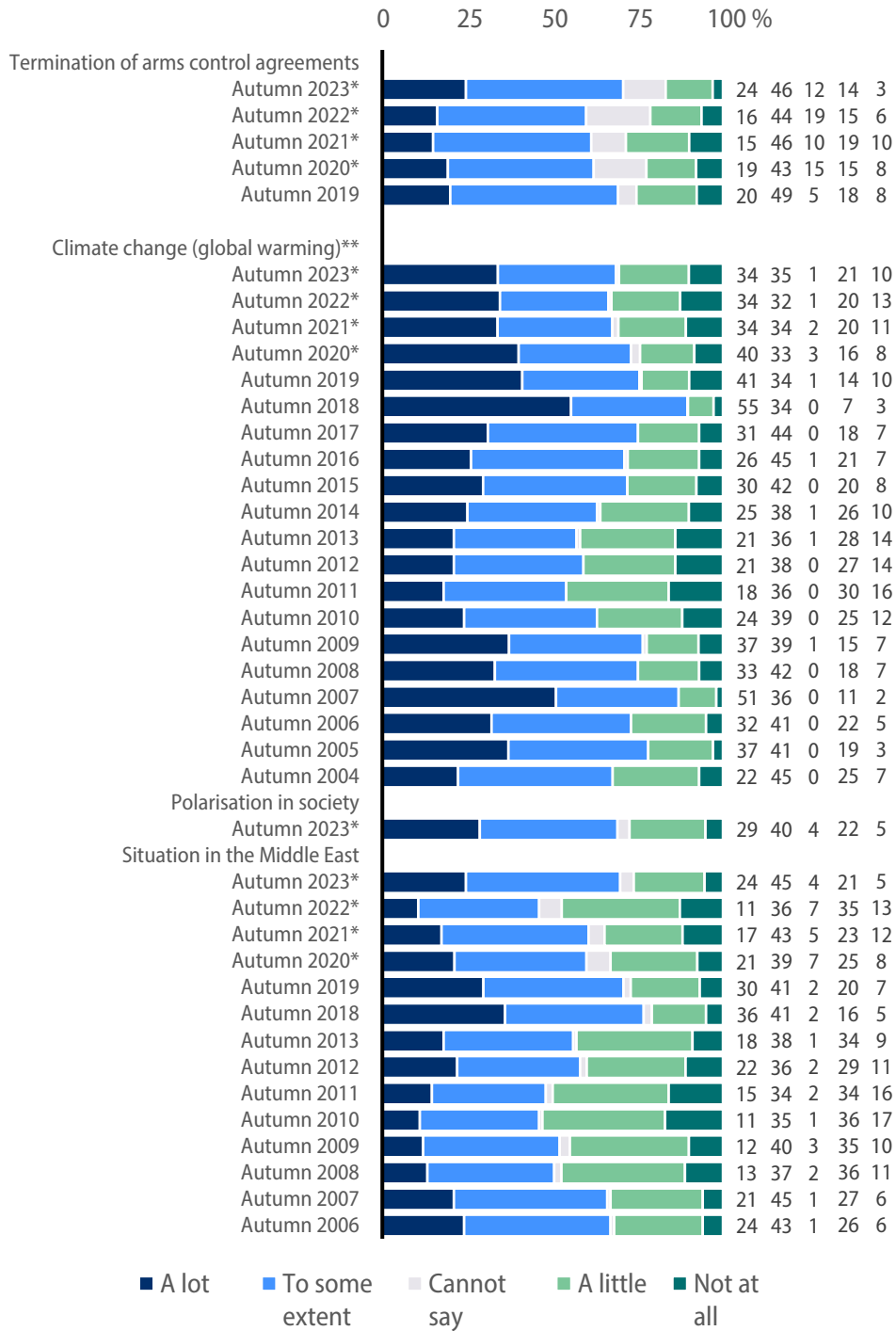
*) The survey method was combination of face-to-face interviews and internet panel

Figure 46. Factors causing concern among the citizens (III) "How would you assess the following phenomena and actors? To what extent do they make you worry about the future?"



*) The survey method was combination of face-to-face interviews and internet panel
 ***) 2008-2012 Cyber threats against information networks
 *****) 2018-2021 State-sponsored fake news reporting directed at Finland, 2022 Systematic disinformation campaign against Finland

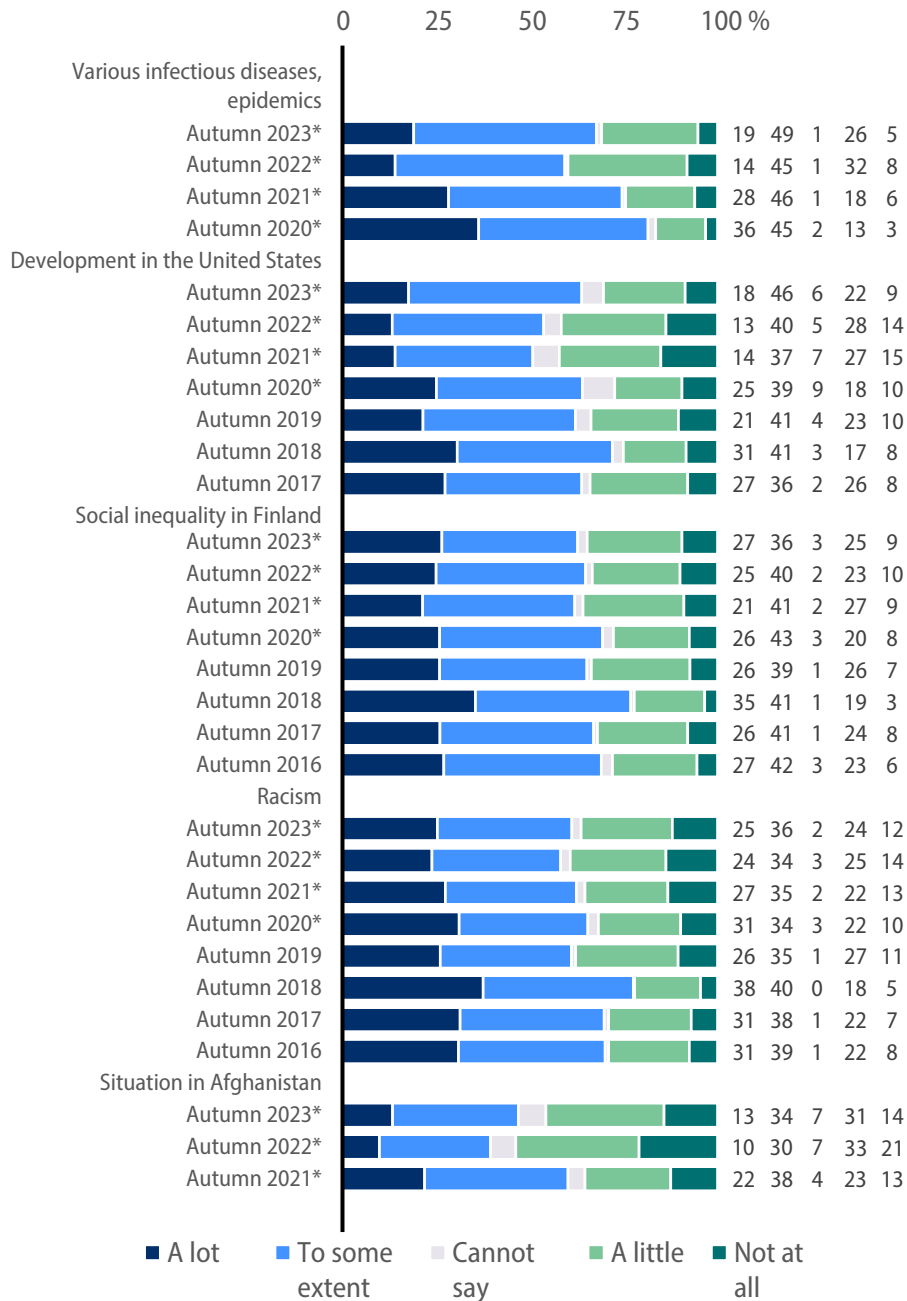
Figure 47. Factors causing concern among the citizens (IV). "How would you assess the following phenomena and actors? To what extent do they make you worry about the future?"



*) The survey method was combination of face-to-face interviews and internet panel

**) 2004-2015 Global warming

Figure 48. Factors causing concern among the citizens (V). "How would you assess the following phenomena and actors? To what extent do they make you worry about the future?"



*) The survey method was combination of face-to-face interviews and internet panel

Figure 49. Preparedness for various threats. "How well do you think Finland has prepared for the following security threats?"

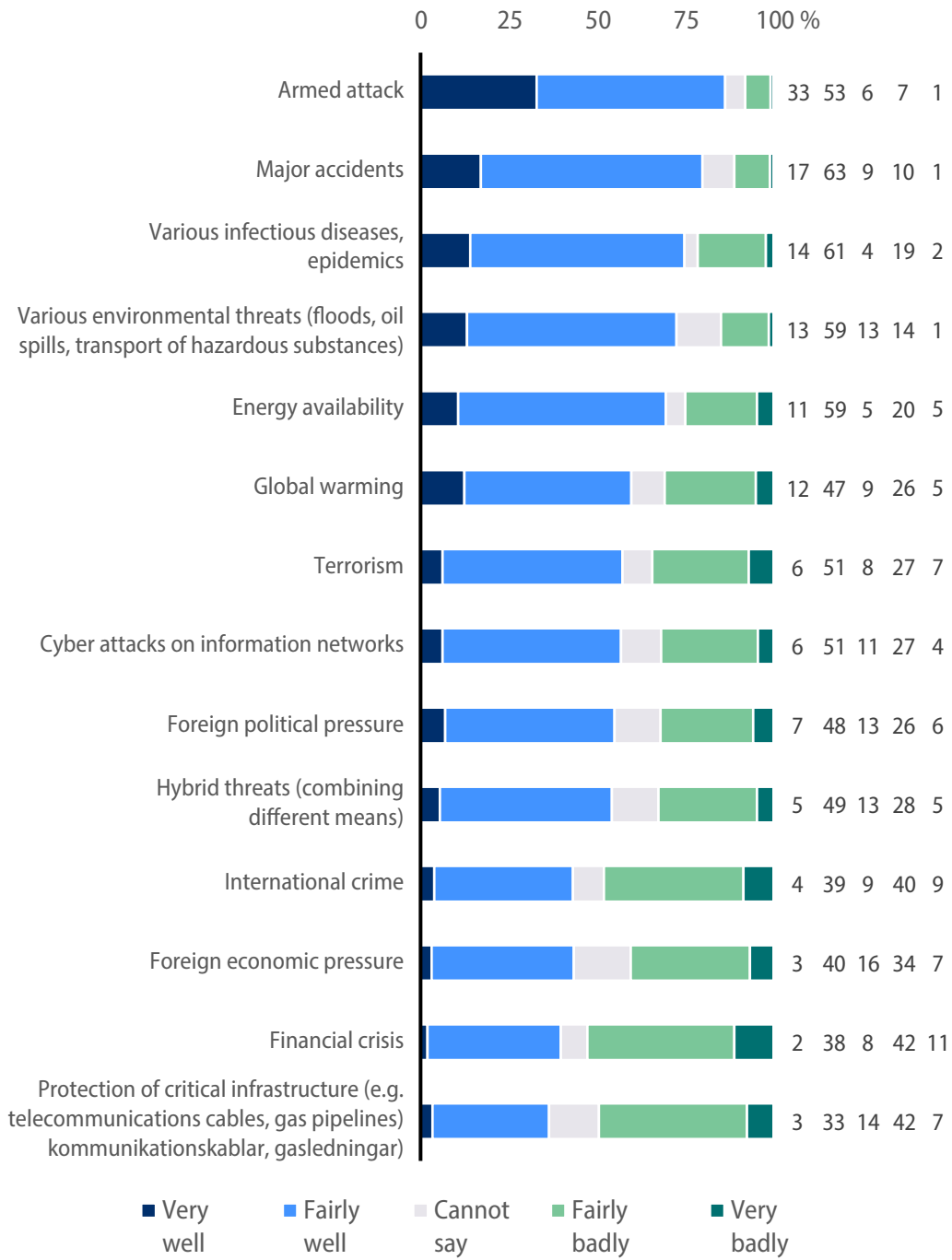
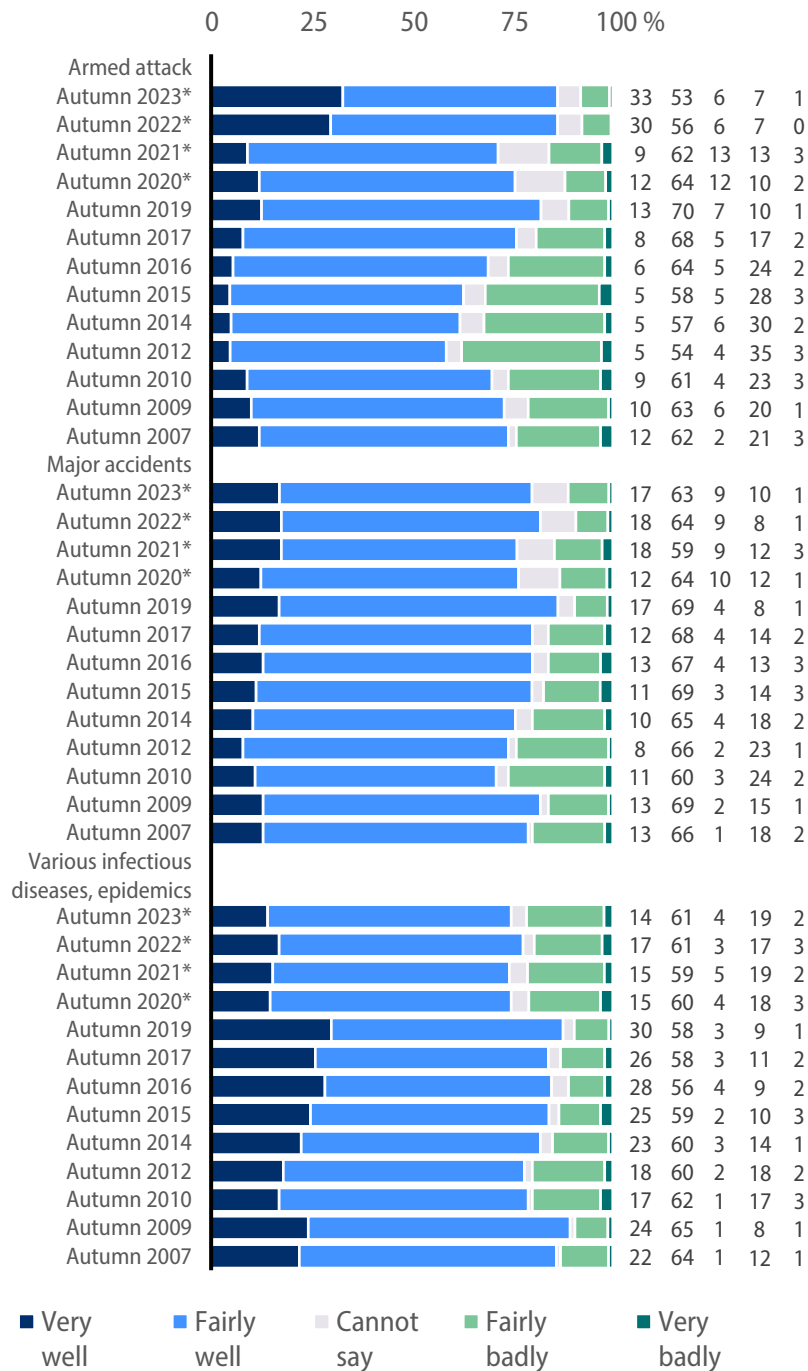
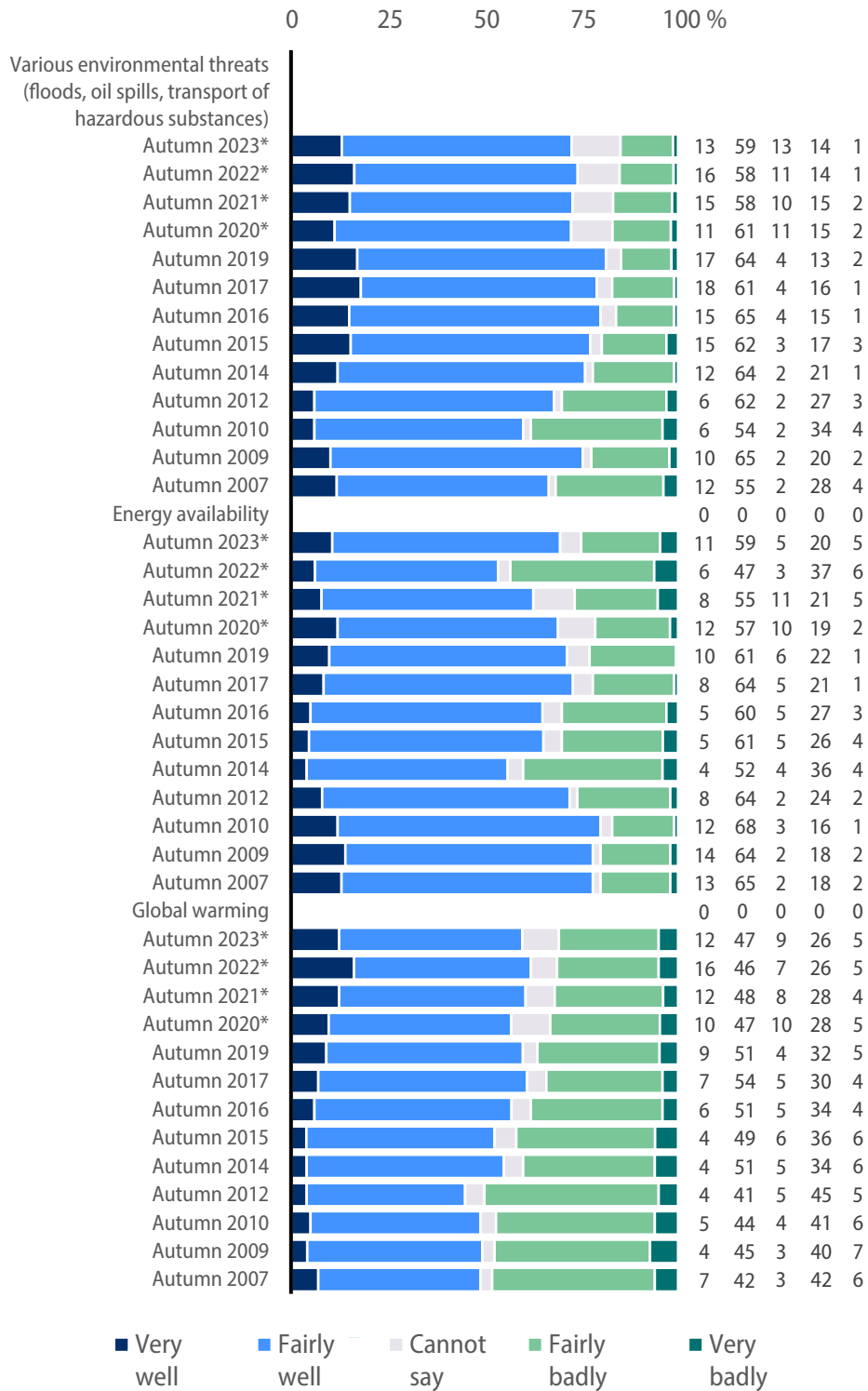


Figure 50. Preparedness for various threats (I). "How well do you think Finland has prepared for the following security threats?"



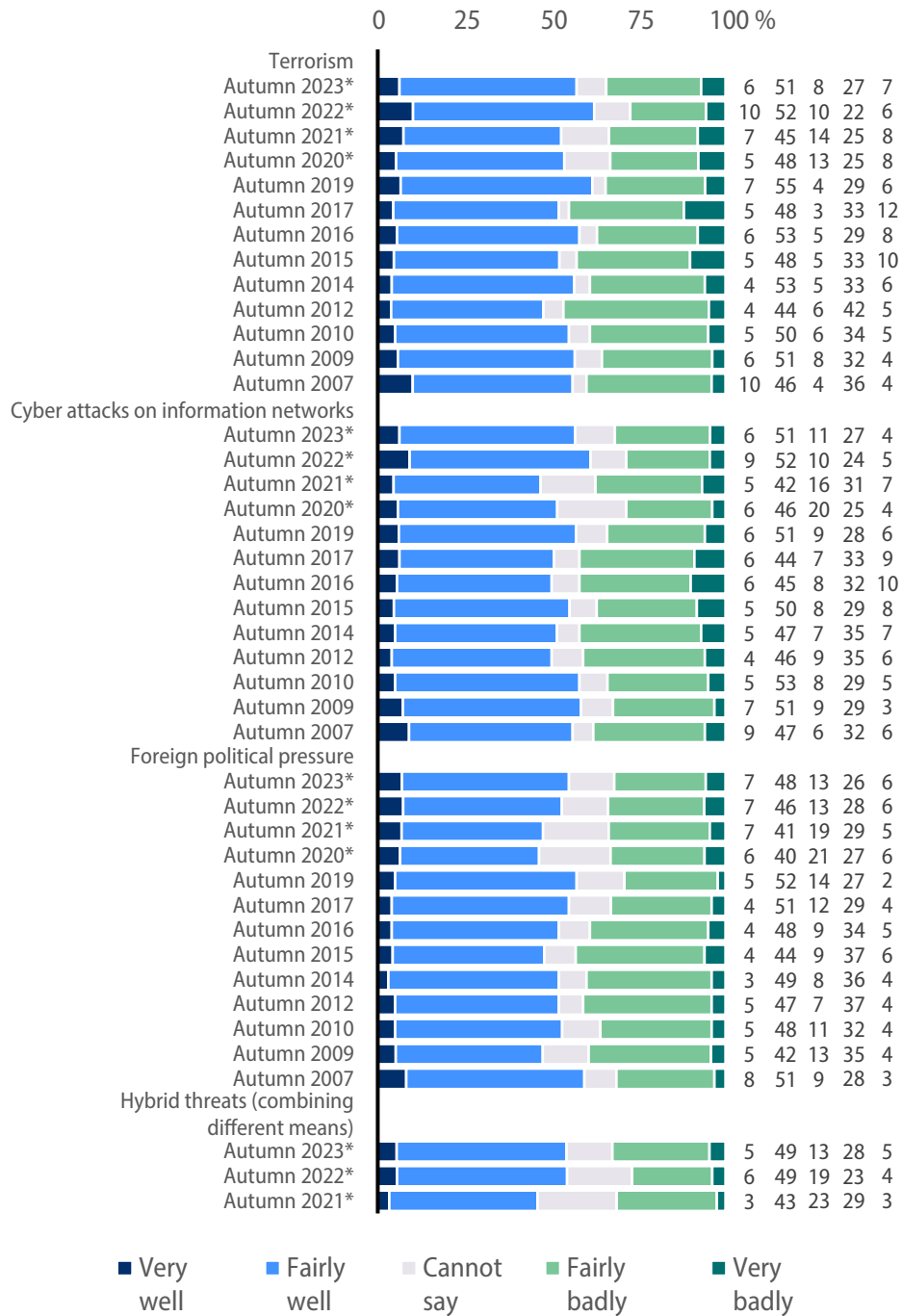
*) The survey method was combination of face-to-face interviews and internet panel

Figure 51. Preparedness for various threats (II). "How well do you think Finland has prepared for the following security threats?"



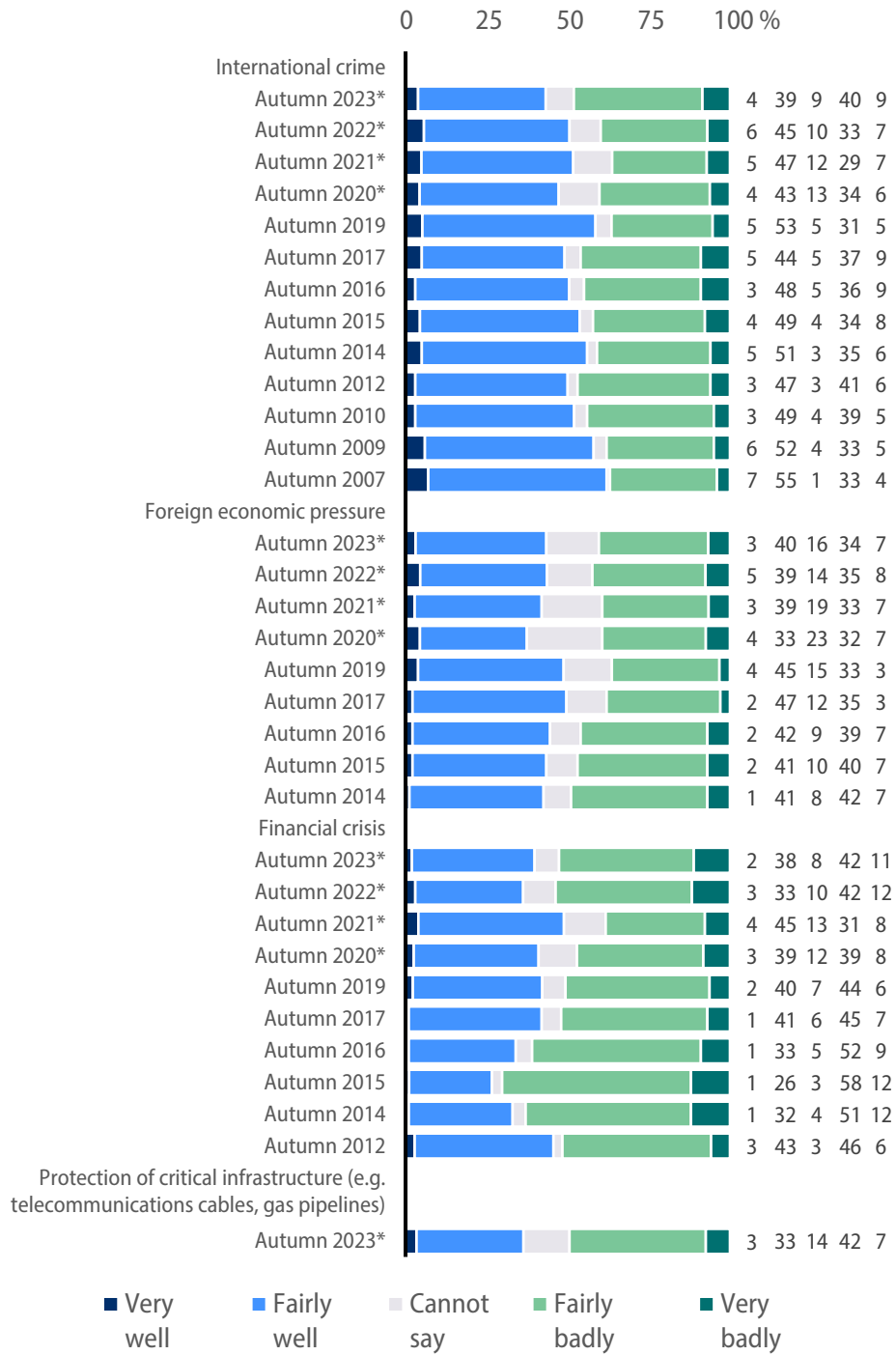
*) The survey method was combination of face-to-face interviews and internet panel

Figure 52. Preparedness for various threats (III). "How well do you think Finland has prepared for the following security threats?"



*) The survey method was combination of face-to-face interviews and internet panel

Figure 53. Preparedness for various threats (IV). "How well do you think Finland has prepared for the following security threats?"



*) The survey method was combination of face-to-face interviews and internet panel

The Advisory Board for Defence Information (ABDI)

Set up by the Government, the Advisory Board for Defence Information (ABDI) is a permanent Parliamentary Committee, which administratively functions in the Ministry of Defence. In addition to parliamentary members, ABDI's members represent various expert organisations: the Prime Minister's Office, Ministry for Foreign Affairs, Ministry of the Interior, Ministry of Defence, Ministry of Education and Culture, Defence Command Finland, Finnish Broadcasting Company, Finnish News Agency (STT), Union of Journalists in Finland, Finnish Media Federation, National Defence University, and Tampere Peace Research Institute (TAPRI).

ABDI investigates, on an annual basis, the opinions and attitudes of Finns towards security policy and the factors influencing them and conducts at least one extensive survey that covers the entire adult population in Finland. The questions cover foreign and security policy and national defence. Some of the questions represent a continuous sequence since the 1960s. The surveys by ABDI are in the public domain and accessible to all.

The Advisory Board for Defence Information (ABDI)

Ministry of Defence

BP 31

00131 HELSINKI

www.defmin.fi/abdi